



FOOTBALL

WVU SPORTS COMMUNICATIONS • PO BOX 877 • MORGANTOWN, WV 26507-0877 • P (304) 293-2821 • F (304) 293-4105 • WVUsports.com

2013 SCHEDULE/RESULTS

	Saturday, Aug. 31, W 24-17 WILLIAM & MARY Milan Puskar Stadium	
	Saturday, Sept. 7, L 16-7 at OKLAHOMA Gaylord Family - OU Memorial Stadium Norman, Okla.	
	Saturday, Sept. 14, W 41-7 GEORGIA STATE WVU Sports Hall of Fame Milan Puskar Stadium	
	Saturday, Sept. 21, L 37-0 MARYLAND M&T Bank Stadium - Baltimore Md.	
	Saturday, Sept. 28, W 30-21 OKLAHOMA STATE Milan Puskar Stadium	
	Saturday, Oct. 5, L 73-42 at BAYLOR Floyd Casey Stadium Waco, Texas	
	Saturday, Oct. 19, L 37-27 TEXAS TECH Homecoming Milan Puskar Stadium	
	Saturday, Oct. 26, L 35-12 at KANSAS STATE Bill Snyder Family Stadium Manhattan, Kan.	
	Saturday, Nov. 2, W 30-27 (OT) at TCU Amon G. Carter Stadium Ft. Worth, Texas	
	Saturday, Nov. 9, L 47-40 (OT) TEXAS Mountaineer Week Milan Puskar Stadium	
	Saturday, Nov. 16, L 31-19 at KANSAS Memorial Stadium Lawrence, Kan.	
	Saturday, Nov. 30, L 44-52 (3OT) IOWA STATE Milan Puskar Stadium	

Follow the Mountaineers on ...



2013 WEST VIRGINIA FINAL FOOTBALL NOTES

The 2013 Season

- ▶ West Virginia posted a 4-8 overall record in the 2013 season and a 2-7 mark in the Big 12 Conference.
- ▶ WVU finished in a tie for seventh place in its second year as a member of the Big 12 Conference.

Salute to the 2013 Seniors

- ▶ West Virginia's game with Iowa State marked the final game for 14 Mountaineer seniors.
- ▶ The 2013 senior class included: Tyler Anderson (LB), Will Clarke (DL), Darwin Cook (S), Trevor Demko (DL), Pat Eger (OL), Dozie Ezemma (LB), Curtis Feigt (OL), Nick Kindler (OL), Nate Majnaric (RB), William Marable (S), Ivan McCartney (WR), Doug Rigg (LB), Shaq Rowell (DL) and Charles Sims (RB).

Academic All-Big 12 Football Team

- ▶ The Big 12 Conference names an Academic All-Big 12 Football Team each year.
- ▶ First-team members consist of those who have maintained a 3.20 or better GPA, while the second team selections hold a 3.00 to 3.19 GPA.
- ▶ To qualify student-athletes must maintain a 3.00 GPA or higher either cumulative or the two previous semesters and must have participated in 60 percent of their team's scheduled contests.
- ▶ West Virginia's first-team members include: Justin Arndt (LB), Trevor Demko (DL), Johnathan DePalma (LS), Pat Eger (OL), Curtis Feigt (OL), Nick Kindler (OL), Nate Majnaric (RB), Michael Molinari (H/K/P) and Tyler Orlosky (OL).
- ▶ West Virginia's second-team members include: Michael Calicchio (OL), Cody Clay (WR) and Jarrod Harper (S).

Notes To Remember

- ▶ WVU has won 101 of its last 142 regular-season games and 106-of-153 overall games.
- ▶ Since 2003, WVU has the 12th-best home record in college football (56-16).
- ▶ WVU is No. 14 all-time in college football winning percentage.
- ▶ WVU has outrushed its opponents in 75-of-107 games; WVU's record is 75-32 during that span.
- ▶ WVU is 69-9 since 2002 when winning the turnover battle.
- ▶ Since 2000, WVU is 85-9 when scoring 30 or more points in a contest.
- ▶ WVU is 211-89-4 all-time on artificial surface/22-17 in this decade/15-15 under Holgorsen
- ▶ WVU is 15-16 all-time against Big 12 Conference schools/6-9 at home.
- ▶ WVU is 207-104-2 in day games since 1980/24-11 this decade/6-7 in day games under Holgorsen.
- ▶ In the Holgorsen era, WVU has produced 24 games with 400 or more yards of total offense, 13 games with more than 500 yards and six games with more than 600 yards.
- ▶ In the Holgorsen era, WVU has produced 30 or more points in 25 games, 40 or more points in 13 games, 50 or more points in six games and 60 or more points three times.



Pat Eger was one of 14 seniors who played the final game of his WVU career against Iowa State

GAMEDAY HASHTAG --- #HailWV

Everyone is encouraged to use #HailWV when posting/following social media content related to West Virginia Football



2013 Conference & National Rankings ...

	Big 12	National
Scoring Offense	7	81
Rushing Offense	7	82
Scoring Defense	9	99
Rushing Defense	8	90
Passing Offense	6	35
Total Offense	6	67
Passes Had Intercepted	8	107
Pass Defense	10	107
Total Defense	9	102
Kickoff Returns	10	109
Punt Returns	10	119
Net Punting	1	6
Passing Efficiency	8	100
Turnover Margin	9	87
Interceptions	7	54
Pass Eff. Defense	10	94
First Downs	4	68
First Down Defense	7	71
Third Down Conv.	9	114
Opponent Third Down	10	90
Fourth Down Conv.	10	121
Opponent Fourth Down	10	117
Sacks By	9	105
Sacks Against	7	85
Tackles for Loss	5	28
Tackles for Loss Allowed	7	97
Penalties	4	55
Possession Time	7	100
Punt Return Defense	2	26
Kickoff Return Defense	7	97
Turnovers Gained	2	9
Fumbles Gained	1	3
Red Zone Offense	9	78
Red Zone Defense	4	63

The 2013 Mountaineer Roster

- ▶ The 2013 roster consisted of 114 players from 16 different states, one foreign country and the District of Columbia.
- ▶ Leading the way was the Mountain State represented by 20 players, the Sunshine State (19), Ohio (17), Pennsylvania (11), Texas (11), New Jersey (8), Maryland (5), Virginia (5), Georgia (4), New York (4), Delaware (2), North Carolina (2), and California, Kansas, Mississippi, South Carolina and Washington, D.C., each had one representative on the squad.
- ▶ Offensive lineman Curtis Feigt hailed from Berlin, Germany.

WVU's Record When Wearing ... (since 2001)

Blue Jersey - Gold Pants: 26-9
Blue Jersey - White Pants: 5-4
Blue Jersey - Blue Pants: 22-6
White Jersey - Gold Pants: 10-9
White Jersey - White Pants: 18-13
White Jersey - Blue Pants: 15-8
Gold Jersey - Blue Pants: 6-0
Gold Jersey - Gold Pants: 4-3
Gold Jersey - White Pants: 3-1
Gold Jersey - Gray Pants: 0-1
Gray Jersey - Gray Pants: 1-0
Nike Pro Combat Uniforms: 1-1

Charles Sims



2013 STAT COMPARISON

WVU	Opponents		Big 12 Games	Opponents
26.3	33.3	Scoring Offense	27.9	37.7
246	254	First Downs	186	215
148.7	191.8	Rushing Offense	139.3	215.8
262.3	263.3	Passing Offense	276.7	295.4
411.0	455.0	Total Offense	416.0	511.2
18.6	22.9	Kick Return Average	17.9	22.9
3.2	5.1	Punt Return Average	1.1	6.0
12-15.2	16-14.4	INT-Return Average	11-16.6	13-15.0
30-16	28-16	Fumbles/Lost	23-11	23-13
63-591	86-720	Penalties/Yards	47-434	69-610
40.7	37.4	Net Punting Avg.	39.6	36.9
17-23	21-29	Field Goal/Attempts	14-18	17-24
28:19	31:41	Time of Possession	28:28	31:32
59-185 (32%)	85-199 (43%)	3rd Down Conversion	47-146 (32%)	68-153 (44%)
4-18 (22%)	6-8 (75%)	4th Down Conversion	2-15 (13%)	6/8 (75%)
16-111	28-170	Sacks By/Yards	10-65	22-126
32-40 (80%)	50-60 (83%)	Red Zone Scoring	26-33 (79%)	42-52 (81%)
21-40 (52%)	32-60 (53%)	Red Zone TD	17-33 (52%)	27-52 (52%)

True and Redshirt Freshmen Players

- ▶ Seven true freshmen saw action for the Mountaineers in 2013: Marvin Gross (LB), Darrien Howard (DL), Carlton Nash (CB), Daikiel Shorts (WR), Wendell Smallwood (RB), Jeremy Tyler (S) and Daryl Worley (CB).
- ▶ Eleven redshirt freshmen saw action for the Mountaineers in 2013: Justin Arndt (LB), Ford Childress (QB), Vernon Davis (WR), Jarrod Harper (S), Josh Lambert (K), Devonte Mathis (WR), Brandon Napoleon (CB), Noble Nwachukwu (DL), Tyler Orlosky (OL), Adam Pankey (OL) and Sean Walters (LB).

For Starters

- ▶ In 2013, the Mountaineers had a total of 47 players with at least one game of starting experience.
- ▶ Tops on that list were seniors safety Darwin Cook (34) and defensive lineman Will Clarke (34), senior offensive lineman Pat Eger (28), junior offensive lineman Quinton Spain (26), sophomore safety Karl Joseph (25), senior nose tackle Shaq Rowell (24) and linebacker Doug Rigg (22).

First-Time Players

- ▶ There were 32 Mountaineers who saw their first WVU action during the 2013 season: Mario Alford (WR), Darren Arndt (DL), Justin Arndt (LB), Michael Calicchio (OL), Ronald Carswell (WR), Ford Childress (QB), Vernon Davis (WR), James Gayeski (DL), Mark Glowinski (OL), Brandon Golson (LB), Marvin Gross (LB), Jarrod Harper (S), Darrien Howard (DL), Dontrill Hyman (DL), Josh Lambert (K), Devonte Mathis (WR), Logan Moore (WR), Brandon Napoleon (CB), Carlton Nash (CB), Noble Nwachukwu (DL), Tyler Orlosky (OL), Nick O'Toole (P), Adam Pankey (OL), Daikiel Shorts (WR), Charles Sims (RB), Wendell Smallwood (RB), Dreamius Smith (RB), Clint Trickett (QB), Jeremy Tyler (S), Sean Walters (LB), Kevin White (WR) and Daryl Worley (CB).

First-Time Starters

- ▶ Twenty Mountaineers earned their first career start this season: Mario Alford (WR), Ronald Carswell (WR), Ford Childress (QB), Trevor Demk (DE), KJ Dillon (S), Mark Glowinski (OL), Brandon Golson (LB), Dontrill Hyman (DL), Marquis Lucas (OL), Paul Millard (QB), KJ Myers (WR), Tyler Orlosky (OL), Daikiel Shorts (WR), Charles Sims (RB), Wendell Smallwood (RB), Dreamius Smith (RB), Clint Trickett (QB), Jeremy Tyler (DB), Daryl Worley (CB) and Kevin White (WR).





WEST VIRGINIA NOTES

Non-Conference Play

- ▶ West Virginia faced three non-conference opponents in 2013 and finished 2-1.
- ▶ WVU opened Aug. 31 vs. William & Mary, winning 24-17, traveled to Oklahoma, before defeating Georgia State, 41-7, on Sept. 14. WVU dropped its final non-conference game against Maryland, 37-0, in Baltimore, Md., at M&T Bank Stadium, on Sept. 21.

Against The Big 12

- ▶ WVU is 15-16 all-time against current members of the Big 12 Conference. WVU is 1-1 vs. Baylor; 1-1 against Iowa State; 2-1 against Kansas; 1-3 vs. Kansas State; 2-4 vs. Oklahoma; 3-2 vs. Oklahoma State; 2-1 vs. Texas; 2-1 vs. TCU and 1-2 vs. Texas Tech.

30 Is Enough

- ▶ Dating back to 1980, the Mountaineers hold a 167-14-1 record when scoring 30 or more points in a game. During the 1990s, the Mountaineers were 42-4 when scoring 30 or more points in a contest and were 40-2-1 in the '80s when reaching that mark. WVU is 85-9 since 2000 when scoring 30 points or more in a contest.

Scoring 40 or more Points

- ▶ Under Dana Holgorsen, West Virginia is 11-3 when scoring 40 or more points in a game. Since 2000, the Mountaineers are 43-3 when hitting the 40-point plateau, and WVU is 174-3 all-time when scoring at least 40 points in a game.

Against Ranked Teams

- ▶ Beginning with a 27-0 loss to Fordham on Oct. 18, 1941, West Virginia has played 138 games against nationally ranked teams. Of those, 40 have been Mountaineer victories. Since 2001, WVU has posted 16 victories over ranked teams.

At Home

- ▶ The 2013 season marked the 34th season of competition for West Virginia at Mountaineer Field at Milan Puskar Stadium.
- ▶ WVU holds a 153-57-4 (.724) all-time record at the facility, which opened in 1980.
- ▶ There were 56,350 in attendance for the 2013 season opener against William & Mary, 57,440 vs. Georgia State, 57,280 against Oklahoma State, 54,084 vs. Texas Tech, 58,570 against Texas and 33,735 vs. Iowa State.
- ▶ For the 2013 season, West Virginia averaged 52,910 fans per game. A total of 11,697,093 fans all-time have watched a game at Mountaineer Field.

WVU vs. 2013 Slate

- ▶ West Virginia owns a 58-38-3 record against its 2013 opponents.
- ▶ The Mountaineers have winning records over Georgia State, Kansas, Maryland, Oklahoma State, TCU, Texas and William & Mary and are even in their series with Baylor and Iowa State.

2013 Opponent	Series Record
Baylor.....	1-1
Georgia State.....	1-0
Iowa State.....	1-1
Kansas.....	2-1
Kansas State.....	1-3
Maryland.....	26-22-2
Oklahoma.....	2-4
Oklahoma State.....	3-2
Texas.....	2-1
TCU.....	2-1
Texas Tech.....	1-2
William & Mary.....	16-0-1

Big 12 Attendance

- ▶ West Virginia had 317,459 fans visit Milan Puskar Stadium in 2013 for an average of 52,910.
- ▶ The Mountaineers finished No. 6 in the league behind Texas (98,976), Oklahoma (84,722), Oklahoma State (59,247), Texas Tech (57,933) and Iowa State (55,361).

Career Games Played/Starts

	GP/GS	2013	2012	2011	2010
Darwin Cook, r-Sr., S	49/34	11/11	12/10	13/13	13/0
Tyler Anderson, r-Sr., LB	48/3	12/2	10/1	13/0	13/0
Doug Rigg, Sr., LB	45/22	8/4	13/9	11/9	13/0
Ivan McCartney, Sr., WR	44/15	11/4	8/1	13/10	12/0
Will Clarke, r-Sr., DL	41/34	12/12	12/11	13/11	4/0
Pat Eger, r-Sr., OL	41/28	12/9	13/7	13/12	3/0
Travis Bell, Sr., S	39/10	12/9	3/0	11/1	13/0
Nick Kindler, r-Sr., OL	38/9	12/8	13/1	13/0	--
Mike Molinari, r-Jr., H/P	38/0	12/0	13/0	13/0	--
Quinton Spain, r-Jr., OL	38/26	12/12	13/13	13/1	--
Ishmael Banks, r-Jr., CB/S	36/16	12/12	11/4	13/0	--
Shaq Rowell, r-Sr., DL	35/24	12/12	13/12	10/0	--
Jared Barber, Jr., LB	32/13	10/7	10/4	12/2	--
Curtis Feigt, r-Sr., DL/OL	31/9	12/12	13/6	4/1	2/0
Wes Tonkery, r-Jr., S/LB	27/1	5/0	13/0	9/1	--
Cody Clay, r-Sr., RB/WR	25/15	12/9	13/6	--	--
John DePalma, So., LS	25/0	12/0	13/0	--	--
Dustin Garrison, Jr., RB	25/8	3/0	10/0	12/8	--
Karl Joseph, So., S	25/25	12/12	13/13	--	--
Shaq Petteway, Jr., S/LB	25/0	--/--	13/0	12/0	--
Kyle Rose, r-Sr., DL	25/7	12/6	13/1	--	--
Andrew Buie, Jr., RB	24/11	--/--	13/9	11/2	--
Isaiah Bruce, r-Sr., LB	24/9	11/7	13/12	--	--
Eric Kinsey, So., DL	24/4	11/3	13/1	--	--
Jewone Snow, r-Jr., LB	24/7	9/0	4/0	11/7	--
Garrett Hope, So., LB/WR	23/0	11/0	12/0	--	--
Jordan Thompson, So., WR	23/5	10/2	13/3	--	--
KJ Dillon, So., S	22/4	9/4	13/0	--	--
Nick Kwiatkowski, r-Sr., LB	22/11	10/10	12/1	--	--
KJ Myers, r-Sr., WR	22/2	12/2	10/0	--	--
Paul Millard, Jr., QB	19/3	7/3	8/0	4/0	--
Ricky Rumph, So., CB	18/0	9/0	9/0	--	--
Will Marable, r-Sr., S	17/0	9/0	2/0	6/0	--
Terrell Chestnut, r-Sr., CB	16/3	10/0	6/3	--	--
Christian Brown, So., DL	16/0	5/0	11/0	--	--
Dozie Ezemma, r-Sr., DL	13/0	1/0	12/0	--	--
Nana Kyeremeh, So., CB	13/1	--/--	13/1	--	--
Mario Alford, Jr., WR	12/5	12/5	--	--	--
Michael Calicchio, r-Jr., OL	12/0	12/0	--	--	--
Dante Campbell, r-Sr., WR	12/1	1/0	11/1	--	--
Trevor Demko, r-Jr., DL	12/1	8/1	0/0	4/0	--
Mark Glowinski, r-Jr., OL	12/12	12/12	--	--	--
Brandon Golson, Jr., LB	12/12	12/12	--	--	--
Jarrold Harper, r-Fr., S	12/0	12/0	--	--	--
Russell H-James, r-Sr., OL	12/0	10/0	2/0	--	--
Dontrill Hyman, Jr., DE	12/2	12/2	--	--	--
Nick O'Toole, So., P	12/0	12/0	--	--	--
Daikiel Shorts, Fr., WR	12/9	12/9	--	--	--
Charles Sims, r-Sr., RB	12/12	12/12	--	--	--
Wendell Smallwood, Fr., RB	12/1	12/1	--	--	--
Dreamius Smith, Jr., RB	12/3	12/3	--	--	--
Sean Walters, r-Fr., LB	12/0	12/0	--	--	--
Josh Lambert, r-Fr., K	11/0	11/0	--	--	--
Tyler Orlosky, r-Fr., OL	11/3	11/3	--	--	--
Kevin White, Jr., WR	11/9	11/9	--	--	--
Avery Williams, r-Sr., CB	11/0	6/0	0/0	5/0	--
Daryl Worley, Fr., CB	11/5	11/5	--	--	--
Marvin Gross, Fr., LB	10/0	10/0	--	--	--
Marquis Lucas, r-Sr., OL	10/4	9/4	1/0	--	--
Logan Moore, r-Jr., WR	10/0	10/0	--	--	--
Brandon Napoleon, r-Fr., CB	10/0	10/0	--	--	--
Justin Arndt, r-Fr., LB	9/0	9/0	--	--	--
Noble Nwachukwu, r-Fr., DL	9/0	9/0	--	--	--
Ronald Carswell, r-Sr., WR	8/4	8/4	--	--	--
Clint Trickett, r-Jr., QB	8/7	8/7	--	--	--
Devonte Mathis, r-Fr., WR	7/0	7/0	--	--	--
Adam Pankey, r-Fr., OL	7/0	7/0	--	--	--
Jeremy Tyler, Fr., S	7/1	7/1	--	--	--
Vernon Davis, r-Fr., WR	6/0	6/0	--	--	--
Carlton Nash, Fr., CB	6/0	6/0	--	--	--
Darrien Howard, Fr., DL	5/0	5/0	--	--	--
Ford Childress, r-Fr., QB	2/2	2/2	--	--	--
James Gayeski, r-Sr., DL	1/0	1/0	--	--	--
Brandon Jackson, r-Sr., OL	1/0	0/0	1/0	--	--
Darren Amdt, r-Fr., DL	1/0	1/0	--	--	--



On Network Television

▶ The FSNI telecast of the WVU-Iowa State game on Nov. 30 marked the 200th network television game for West Virginia. All-time, WVU is 100-99-1 in nationally televised games.

Most Total Wins Over The Last 11 Years (2003-13)

Rk.	School	Wins
1.	Boise State	125
2.	Oklahoma	115
3.	LSU	115
4.	USC	113
5.	Texas	107
6.	Virginia Tech	106
7.	Oregon	105
	Georgia	105
	Wisconsin	105
10.	TCU	104
11.	Florida	102
	Ohio State	102
13.	Auburn	99
14.	West Virginia	97
	Utah	97
	BYU	97
17.	Northern Illinois	95
18.	Nebraska	94
19.	Clemson	93
20.	Texas Tech	92

Best Winning Percentage Away From Home (Road or Neutral) Over The Last 11 Years (2003-13)


Rk.	School	W-L	Winning %
1.	USC	57-15	.792
2.	Boise State	55-16	.775
	Texas	55-16	.775
4.	Ohio State	34-15	.714
5.	LSU	47-19	.712
6.	TCU	50-21	.704
7.	Oklahoma	45-24	.652
8.	Georgia	48-26	.649
9.	Oregon	44-24	.647
10.	Florida	43-27	.614
11.	Virginia Tech	44-28	.611
12.	West Virginia	39-27	.591
13.	Auburn	34-24	.586
14.	Navy	45-32	.584
15.	Boston College	35-33	.515

Best Home Winning Percentage Over The Last 11 Years (2003-13)

Rk.	School	W-L	Winning %
1.	Boise State	67-3	.957
2.	Oklahoma	65-5	.929
3.	Ohio State	72-7	.911
4.	LSU	70-9	.886
5.	Wisconsin	65-10	.867
6.	Georgia	52-9	.852
7.	USC	57-11	.838
8.	Virginia Tech	59-11	.843
9.	Florida	60-14	.811
10.	TCU	55-13	.809
11.	Texas	54-15	.783
12.	West Virginia	56-16	.777
	Troy	42-12	.777
14.	Texas Tech	53-17	.757

WEST VIRGINIA OFFENSE

- ▶ During the 2013 season, WVU scored 25 or more points seven times, 30 or more points six times and 40 or more points four times.
- ▶ WVU scored a season-high 44 points against Iowa State, marking the most points scored since scoring 59 against Kansas on Dec. 1, 2012.
- ▶ WVU has scored 25 or more points 26 times during the Holgorsen era and 108 times since 2000.
- ▶ WVU has scored more than 30 points 22 times during the Holgorsen era and more than 40 points on 14 occasions.
- ▶ Since 2000, WVU has scored more than 30 points 89 times and more than 40 points 44 times.
- ▶ Coming into the TCU game, The Frogs were allowing 124.2 rushing yards per game. West Virginia finished with 148 yards, averaging 4.1 yards per carry.
- ▶ During the 2013 season, the Mountaineers ran for 150 or more yards five times and more than 200 yards twice (Georgia State, Iowa State).
- ▶ The Mountaineers ran for a season-high 245 yards against Georgia State, marking the most rushing yards by West Virginia since posting 458 rushing yards against Oklahoma in 2012.
- ▶ WVU has run for 150 or more yards 14 times during the Holgorsen era and eight times with more than 200 rushing yards.
- ▶ Since 2000, West Virginia has produced 111 games with 150 or more yards rushing and 86 times since 2000 with 200 or more rushing yards.
- ▶ In 2013, WVU finished with double figure first downs in all but one game, had 20 or more first downs eight times and 30 or more first downs against Georgia State.
- ▶ WVU collected 20 first downs 25 times in the Holgorsen era and seven times with 30 or more.
- ▶ Since 2000, the Mountaineers have finished with 20 or more first downs 95 times and 30 or more 10 times.
- ▶ In 2013, WVU finished with double figures in rushing first downs three times (William & Mary, Georgia State and Texas).
- ▶ West Virginia has had 10 or more rushing first downs in 12 games during the Holgorsen era.
- ▶ Since 2000, WVU has finished with double figures in rushing first downs 159 times.
- ▶ In 2013, the Mountaineers collected double figure passing first downs in all but games.
- ▶ West Virginia has had 10 or more passing first downs 32 times during the Holgorsen era.
- ▶ Since 2000, WVU has finished with double-figure passing first downs 60 times.
- ▶ In 2013, the Mountaineers are No. 3 in the league in passing first downs.
- ▶ WVU was tied for No. 2 in the Big 12 for first downs by penalty with 27.



Clint Trickett

- ▶ In 2013, WVU finished with 400 or more yards of total offense five times, 500 or more yards twice and 600 yards once.
- ▶ WVU finished with a season-high 604 yards of total offense against Georgia State, marking the highest amount of total offensive yards since producing 647 yards against Kansas in 2012.
- ▶ WVU has finished with 400 or more yards 23 times during the Holgorsen era, 500 or more yards 13 times and seven times with 600 or more yards.
- ▶ Since 2000, the Mountaineers have produced 88 games with 400 or more yards of total offense, 35 with 500 or more yards and 11 with 600 or more yards of total offense.
- ▶ In 2013, WVU completed 50 percent or higher of its passes nine times, 60 percent or higher four times and 70 percent or higher once.
- ▶ WVU completed a season-high 70.4 percent of its passes (19/27) against William & Mary.
- ▶ In the Holgorsen era, WVU has completed 80 percent or better of its passes three times, from 70-79 percent 12 times, 60-69 percent 23 times, 50-59 percent 33 times and under 50 percent three times (OSU, Baylor, Kansas State - 2013).



Scoring 20 or more in a quarter

► West Virginia scored 21 points in the fourth quarter at Baylor, marking the second time in 2013 in which WVU scored at least 21 points in a quarter.

WVU has scored 20 or more points in a quarter 45 times since 2001 and has done it in two quarters of a game eight different times.

Game	Year	Points	Quarter
Baylor	2013	21	4th
Georgia State	2013	21	4th
Kansas	2012	21	2nd
TCU	2012	21	2nd
Baylor	2012	21	3rd
Baylor	2012	21	2nd
James Madison	2012	21	1st
Marshall	2012	21	3rd
Marshall	2012	21	2nd
vs. Clemson	2011	35	2nd
Connecticut	2011	23	3rd
Bowling Green	2011	21	2nd
Norfolk State	2011	28	3rd
UNLV	2010	21	1st
Auburn	2009	21	1st
North Carolina	2008	21	1st
Louisville	2008	21	3rd
UConn	2008	21	3rd
UConn	2007	21	4th
UConn	2007	21	3rd
Miss. State	2007	28	1st
at Marshall	2007	21	3rd
at Marshall	2007	21	4th
W. Michigan	2007	21	3rd
vs. Ga. Tech	2006	21	3rd
Cincinnati	2006	21	2nd
Cincinnati	2006	21	3rd
Syracuse	2006	21	3rd
at Miss. State	2006	21	4th
Maryland	2006	21	1st
vs. Georgia	2005	21	1st
Pitt	2005	21	4th
UConn	2005	21	2nd
at Maryland	2005	24	4th
James Madison	2004	21	2nd
East Carolina	2004	28	2nd
Temple	2003	21	1st
at East Carolina	2003	20	2nd
at East Carolina	2003	21	3rd
at Temple	2002	21	1st
UT-Chattanooga	2002	21	2nd
UT-Chattanooga	2002	21	4th
Rutgers	2001	28	1st
Rutgers	2001	31	2nd
Kent State	2001	21	3rd

2013 Big 12 Standings

	Big 12	Pct.	Overall	Pct.
Oklahoma State	7-1	.875	10-1	.909
Baylor	7-1	.875	10-1	.909
Texas	7-1	.875	8-3	.727
Oklahoma	6-2	.750	9-2	.818
Kansas State	5-4	.556	7-5	.583
Texas Tech	4-5	.444	7-5	.583
West Virginia	2-7	.222	4-8	.333
TCU	2-7	.222	4-8	.333
Iowa State	2-7	.222	3-9	.250
Kansas	1-8	.111	3-9	.250

WEST VIRGINIA OFFENSE

- In 2013, the WVU offense saw action on 70 or more plays 10 times, 80 or more plays four times and a season-high 90 plays against Oklahoma State.
- In the Holgorsen era, the Mountaineers have seen action on 50-59 plays once, 60-69 plays eight times, 70-79 plays 17 times, 80-89 plays eight times and 90 or more four times.
- The top games for amount of plays during the Holgorsen era:
 1. 91 - Texas Tech (2012)
 - 91 - Oklahoma State (2012)
 - 3. 90 - Oklahoma State (2013)**
 - 90 - TCU (2012)
 5. 89 - Clemson (2012)
 6. 88 - Baylor (2012)
- In 2013, WVU finished with 250 or more passing yards eight times, 275 or more yards five times and 300 or more yards three times.
- WVU finished with 359 yards passing against Georgia State, marking the season high.
- In the Holgorsen era, WVU has thrown for 300 or more yards 20 times, 400 or more nine times and 500 or more once.
- Since 2000, WVU has thrown for 300 or more yards 29 times, 400 or more nine times and 500 or more once.
- Charles Sims, who was No. 2 in the Big 12 Conference in all-purpose yardage, averaged 129.1 yards per game.
- Sims led the Big 12 Conference in total touchdowns scored in 2013 with 14 and tied for the league lead in rushing touchdowns with 11
- Sims was ranked No. 3 in the Big 12 Conference in rushing yards per game, No. 9 in scoring and No. 13 in total offense.
- Sims was ranked No. 32 nationally in rushing yards.
- Sims was tied for No. 13 in the Big 12 in receptions per game, No. 28 in receiving yards and No. 30 in receiving yards per game.
- Sims led WVU's ground game with 1,095 yards on 208 carries, an average of 5.3 yards per carry and 11 touchdowns.
- Sims was WVU's first 1,000-yard rusher since Noel Devine finished with 1,465 yards in 2009.
- Sims tied for the WVU lead in receiving with 45 catches for 401 yards and three touchdowns with a long reception of 38 yards against Oklahoma State.
- Sims had 1,549 all-purpose yards to lead WVU and was No. 10 on the WVU single-season all purpose yards chart.
- Sims finished with four 100-yard rushing performances in 2013, including a career-high 154 yards at TCU.
- Sims had 100 or more all-purpose yards in all but two games in 2013, including a career-high 189 yards at TCU.



Mario Alford

- Sims had four multiple-touchdown games in 2013, including three rushing touchdowns against Texas and two touchdowns at TCU and at Kansas.
- Sims three rushing touchdown performance against Texas was WVU's first three-rushing touchdown performance since Ryan Clarke had three against Rutgers in 2010.
- Sims' 76-yard rush against Iowa State tied for WVU's longest offensive play of the year.
- Sims finished with 10 runs of 20 yards or more and had four receptions of 20 yards or more.
- Sims had five or more catches in five games.
- Sims finished with a season-high eight catches against Maryland and 82 yards against Oklahoma State.
- Dreamius Smith was ranked No. 14 in the Big 12 Conference in rushing yards and No. 15 in rushing yards per game.
- Smith was WVU's second-leading rusher with 494 yards on 103 carries and averaged 4.8 yards per carry, and was second on the team with five touchdowns.



Special Teams/Defensive Touchdowns Since 2000

2013

Karl Joseph 38 fumble recovery vs. Iowa State
Karl Joseph 0 fumble recovery at Baylor
Darwin Cook 32 INT return at Baylor
Ishmael Banks 58 INT return vs. Oklahoma State

2012

Tavon Austin 76 punt return vs. TCU
Tavon Austin 100 kickoff return vs. Kansas State
Doug Rigg 51 fumble return vs. Maryland
Isaiah Bruce 43 fumble return vs. Marshall

2011

Darwin Cook 99 fumble return vs. Clemson
Pat Miller 52 INT return at USF
Tavon Austin 90 kickoff return at USF
Julian Miller 0 fumble recovery at Cincinnati
Terence Garvin 37 INT return at Maryland
Tavon Austin 100 kickoff return vs. Marshall

2009

Sidney Glover 24 INT return at Rutgers
Tavon Austin 98 kickoff return vs. UConn

2008

Mortty Ivy 29 INT return vs. Villanova

2007

Reed Williams 0 fumble recovery vs. UConn
Eric Wicks 44 fumble recovery vs. Louisville
Keilen Dykes 19 INT return vs. Syracuse

2006

Vaughn Rivers 50 punt return vs. Mississippi State
Darius Reynaud 96 kickoff return vs. Maryland

2005

Jamille Addae 40 INT return vs. Pitt
Thandi Smith 1 punt return vs. Rutgers
Antonio Lewis 77 punt return vs. East Carolina
Eric Wicks 31 INT return vs. Syracuse

2004

Mike Lorello 21 INT return vs. Connecticut
Eric Wicks 34 INT return vs. Virginia Tech
Adam Lehnortt 21 fumble return vs. James Madison
Adam Jones 76 punt return vs. East Carolina

2003

Lance Frazier 64 punt return vs. Temple
Adam Jones 47 fumble return vs. Temple
Adam Jones 49 INT return vs. Boston College
Adam Jones 87 kickoff return vs. Boston College
Joe Hunter 0 punt return vs. UCF

2002

Harrison 0 fumble recovery vs. East Carolina
Angel Estrada 43 INT return vs. Rutgers

2001

Shawn Terry 100 kickoff return vs. Maryland
Shawn Hackett 10 fumble return vs. Rutgers
Shawn Hackett 50 INT return vs. Rutgers

2000

Grant Wiley 22 INT return vs. Boston College
Shawn Hackett 41 INT return vs. Boston College
Grant Wiley 15 INT return vs. Idaho
Ben Meighan 36 FUM return vs. Virginia Tech
Shawn Terry 100 kickoff return vs. Syracuse
Bryant 49 INT return vs. Rutgers
Jason Davis 0 fumble return vs. East Carolina
Shawn Terry 89 kickoff return vs. Pitt
Lance Frazier 32 INT return vs. Pitt
Shawn Terry 99 kickoff return vs. Ole Miss

Karl Joseph



WEST VIRGINIA OFFENSE

- ▶ Smith finished with a game and season-high 89 yards on 16 carries against Texas Tech, averaging 5.6 yards per rush and a season-high two touchdowns.
- ▶ Smith's 75-yard run at OU was West Virginia's second-longest run in 2013 and third-longest offensive play.
- ▶ Smith had five rushing plays of 20 yards or more.
- ▶ Wendell Smallwood was WVU's third-leading rusher with 221 yards on 39 carries, an average of 5.7 yards per attempt and a touchdown with a long run of 38 yards (Georgia State).
- ▶ Smallwood finished with a season-high 62 yards on eight carries against Georgia State, an average of 7.8 yards per carry.
- ▶ Smallwood tied his season high with two catches for a season-high 42 yards with a long of 30 yards at Kansas.
- ▶ Clint Trickett started seven games, earning the most quarterback starts in 2013.
- ▶ Trickett was No. 6 in the Big 12 in total passing yards.
- ▶ Trickett completed 123-of-233 passes for 1,605 yards and seven touchdowns, with a long of 76 yards (Iowa State).
- ▶ Trickett completed a season-best 27-of-43 passes against Texas Tech (62.8 percent) for 254 yards and a touchdown and a long of 40 yards.
- ▶ Trickett threw for 250 yards or more in four games and 300 yards or more in two games, including a season-high 356 yards against Iowa State.
- ▶ Trickett was named the WVU Offensive Player of the Week for his season-best performance in passing yards against Oklahoma State, completing 24-of-50 passes for 309 yards and a touchdown with a long completion of 44 yards.
- ▶ Paul Millard completed 93-of-168 for 1,122 yards and six touchdowns in 2013.
- ▶ Millard's 23 completions and 42 attempts at Kansas were both career highs and his two touchdowns tied the Baylor game for his career high.
- ▶ Millard finished with a career-best 259 passing yards on 32 attempts against Texas.
- ▶ Millard's 72-yard scoring pass in the fourth quarter against Texas was a career-long completion; his previous long was 69 vs. William & Mary (2013).
- ▶ Ford Childress started two games in 2013 against Georgia State and at Maryland before sustaining a season-ending injury.
- ▶ In 2013, Childress completed 36-of-63 passes for 421 yards and three touchdowns.
- ▶ Childress' career-best performance was against Georgia State, completing a season-high 25 of-41 passes for 359 yards and three touchdowns with a long of 45 yards.
- ▶ Childress set the freshman passing yardage record in a game, breaking Scott McBrien's mark of 257 against Pitt in 2000.
- ▶ WVU has spread the football among its receivers in 2013, using 13 different players.
- ▶ Daikiel Shorts tied Charles Sims for the team lead with 45 receptions, and was third in receiving yards (495) and tied for third in receiving TDs (2).
- ▶ Shorts tied for No. 13 in the Big 12 Conference in receptions per game, No. 17 in total receiving yards and No. 19 in receiving yards per game.
- ▶ Shorts posted a team- and career-best nine catches against Texas Tech and finished with his second-highest yard total (78).
- ▶ Shorts finished with a season-high 98 yards at TCU and had two touchdowns against Georgia State.
- ▶ Kevin White was third in receptions in 2013 with 35 and second on the team in receiving yards with 507 yards.
- ▶ White and had a team-leading five touchdowns and a season-long reception of 43 yards (Kansas State).



WEST VIRGINIA OFFENSE

- ▶ White finished with a team- and season-high 130 yards and two touchdowns at Baylor.
- ▶ Mario Alford finished with 27 catches for a team-high 552 yards and two touchdowns.
- ▶ Alford had a season-high eight catches for 215 yards and a touchdown against Iowa State.
- ▶ Alford's 215 yards tied Tavon Austin (Baylor) for the third-most receiving yards in a game.
- ▶ Alford had 11 plays of 20 yards or more, including nine receptions and two runs.
- ▶ Alford's 76-yard touchdown reception against Iowa State was the longest pass play in 2013 and tied for the longest offensive play.
- ▶ Alford had three of the team's top 10 longest offensive plays of the season.
- ▶ Alford had a 20-yard run against Texas, his longest run of the season.
- ▶ Alford finished with a season-best 311 all-purpose yards against Iowa State, 215 receiving and 96 on kickoff returns.
- ▶ Ivan McCartney led the offense with 44 games played, followed by Eger (41), Nick Kindler (38), Spain (38) and Feigt (31).
- ▶ Eger led with 28 starts, followed by Spain (26), Feigt (19), and McCartney (15) and Clay (15).
- ▶ Five players were used on 700 or more plays in 2013, eight have seen action on 600 or more plays, nine were used on 500 or more plays and 12 with more than 400 plays.
- ▶ Mark Glowinski led the offense, having seen action on 835 of a possible 892 plays.
- ▶ Spain has seen action on 775, Feigt on 730, Eger on 722, Kindler on 710 and Sims on 665.

WEST VIRGINIA DEFENSE

- ▶ West Virginia surrendered a season-low seven points to Georgia State, the fewest points allowed since allowing six points against (USF in 2010), a span of 36 games.
- ▶ The WVU defense allowed 16 points at OU and 17 points to William & Mary and 21 points to Oklahoma State.
- ▶ WVU gave up 220 offensive yards to Georgia State, marking the fewest amount of yards given up since allowing 217 yards to Bowling Green in 2011, a span of 24 games.
- ▶ The Mountaineers allowed 309 yards of total offense against the Tribe, the fourth-fewest amount of total offense surrendered in the past two years. In 2012, WVU surrendered 274 yards against Kansas and 300 against JMU.
- ▶ WVU gave up 60 rushing yards at TCU, the fewest amount of rushing yards given up in 2013.
- ▶ The 60 rushing yards allowed to TCU was the fewest rushing yards given up by WVU since allowing 46 yards to Maryland in 2012.

Nick Kwiatkoski



WEST VIRGINIA DEFENSE

- ▶ West Virginia gave up 61 yards passing at Kansas, the fewest passing yards allowed since giving up 54 yards to East Carolina in 2007.
- ▶ WVU gave up 84 passing yards against Georgia State, 217 passing yards against Maryland, 119 at OU and 207 against W&M.
- ▶ West Virginia finished with at least one interception in seven games in 2013.
- ▶ WVU had a season-high three interceptions at Baylor.
- ▶ The interception return for a touchdown at Baylor was the second in 2013.
- ▶ The interception return for a touchdown against Oklahoma State was the first in 2013 and first since 2011 at USF, and the 19th since 2000.
- ▶ Since 2000, the Mountaineers have produced 33 defensive touchdowns.
- ▶ WVU held its opponents to 20 or less first downs in seven games in 2013, including a season-low 10 by Georgia State.
- ▶ The 10 first downs by Georgia State were the fewest allowed in 28 games since Marshall had nine in 2011.
- ▶ The Mountaineers held Kansas to two passing first downs, the fewest amount of passing first downs, since giving up two against Syracuse in 2010, East Carolina in 2007, Wofford in 2005 and one against Rutgers in 2001.
- ▶ WVU finished with at least one sack in 10 games during the 2013 season, had two or more in four games and a season high three against Georgia State and at TCU.
- ▶ The Mountaineers produced 83 tackles for loss for the season, averaging 6.9 per game.
- ▶ WVU finished with six or more tackles for loss in nine games, including a season-high 10 at Oklahoma and against Iowa State.
- ▶ WVU finished with 37 pass breakups for the 2013 season.
- ▶ The Mountaineers finished with three or more breakups in seven games, including a season high 10 pass breakups against Oklahoma State.
- ▶ The 10 pass breakups against the Cowboys tied the 10 at Iowa State in 2012, and against Maryland in 2006 and Louisville in 2005, and are the most since posting 12 against Temple on Nov. 29, 2003.
- ▶ West Virginia has had double-figure pass breakups 12 times since 2000.
- ▶ WVU held Georgia State to a 23.1 success rate (3/13) on its third-down attempts, the lowest of the 2013 season.
- ▶ West Virginia has held its opponents to a 31.1 percent success rate (14/45) in the first quarter in the 2013 season.
- ▶ WVU had a Big 12 Conference leading 16 fumble recoveries in 2013.
- ▶ WVU finished with at least one fumble recovery in 11 games in 2013, including a season-high two fumble recoveries at TCU, at Kansas State, against Texas Tech, Maryland and at Oklahoma.
- ▶ The Mountaineers are No. 1 in the Big 12 Conference in fumbles recovered (16) and No. 3 nationally.



WEST VIRGINIA DEFENSE

- ▶ The Mountaineers forced 18 fumbles in 2013 and recovered 16, including a season-high three forced fumbles at Oklahoma and two recoveries at TCU, at Kansas State, against Texas Tech, vs. Maryland and at Oklahoma.
- ▶ The Mountaineers were No. 2 in the Big 12 and No. 9 nationally in turnovers gained.
- ▶ WVU's defense has finished with at least one turnover in each game in 2013 and had a season-high four at TCU, at Baylor and at Oklahoma and three against Oklahoma State.
- ▶ West Virginia has forced at least one turnover in 18 straight games and 30 of the last 31 games.
- ▶ Nick Kwiatkoski led the Mountaineer defense in tackles with 86, including two sacks, 6.5 tackles for loss, three interceptions, two forced fumbles and a fumble recovery.
- ▶ Kwiatkoski was No. 5 in the Big 12 for tackles per game (8.6), No. 6 in solo tackles and tied for No. 6 in interceptions.
- ▶ Kwiatkoski had double-figure tackles in three games in 2013, including a career-high 14 against Iowa State.
- ▶ Kwiatkoski was second on the WVU defense at Kansas State with 11 tackles, including nine solo tackles, a sack and a forced fumble.
- ▶ Kwiatkoski's nine solo tackles at Kansas State set a career high, breaking his old mark of eight against Texas Tech and Georgia State.
- ▶ Darwin Cook finished second on the WVU defense with 74 tackles, and was second with 55 solo stops.
- ▶ Cook led the team with four interceptions, has a sack, 4.0 tackles for loss, three pass breakups and two fumble recoveries.
- ▶ Cook was tied for No. 4 in the Big 12 in interceptions (4) and is No. 35 nationally.
- ▶ Cook was No. 16 in the Big 12 in total tackles, No. 10 in solo tackles and No. 57 nationally.
- ▶ Cook had a season-best 1.5 tackles for loss against Texas and finished with six tackles, including four solo stops and a quarterback hurry.
- ▶ Cook tied for the team lead with a career-high 14 tackles at TCU, recovered a fumble and had a pass breakup.
- ▶ Cook had nine solo tackles at Baylor, including a sack, and an interception he returned 21 yards.
- ▶ Cook also scored a touchdown at Baylor, when he took a lateral from Travis Bell's interception and returned it 32 yards.
- ▶ Cook had eight tackles against Oklahoma State, third most in 2013, including six solo tackles, an interception that led to the game-sealing field goal and a pass breakup.



- ▶ Cook's fourth-quarter interception vs. W&M, his first in 2013 and the fourth of his career, sealed the win for the Mountaineers; he had one in 2012.
- ▶ Jared Barber had a season-ending knee injury against Texas. He finished the 2013 season with 71 tackles, 5.0 tackles for loss, a forced fumble, a fumble recovery and two pass breakups.
- ▶ Barber was No. 13 in the Big 12 in tackles.
- ▶ Barber finished with a team-leading and season-high 14 tackles against Texas, including tying his career-high with eight solo tackles (Baylor), marking his second double-figure tackle performance (Baylor 11) this year.
- ▶ Barber's first quarter forced fumble against Texas was the first of his career.
- ▶ Karl Joseph finished with 68 tackles in 2013, including 56 solo stops. He also has an interception, four pass breakups, two forced fumbles and four fumble recoveries.
- ▶ Joseph led the Big 12 in fumbles recovered and was No. 27 in tackles.
- ▶ Joseph finished with five or more tackles in seven games in 2013, including 12 at Kansas State and nine against Maryland, at TCU and against Iowa State.
- ▶ Joseph was WVU's leading tackler at Kansas State, finishing with a season-high 12 solo tackles, and also had two tackles for loss, a forced fumble and a fumble recovery.
- ▶ Will Clarke led the WVU defense with six sacks and 17 tackles for loss. He also has 49 tackles, three pass breakups, five quarterback hurries, a forced fumble and a fumble recovery.
- ▶ Clarke was No. 2 in the Big 12 in tackles for loss and No. 6 in sacks.
- ▶ Clarke had a season-high 11 tackles, including a season-high 10 solo tackles at Kansas.
- ▶ Clarke had a season-high two sacks against Maryland. He also had a season-high 2.5 tackles for loss at TCU and against Iowa State.
- ▶ Kyle Rose had 49 tackles and a sack, and was second on the team in tackles for loss (8.5).
- ▶ Rose was named the WVU Defensive Player of the Week for his performance at TCU, finishing fourth on the defense with a season-high seven tackles, including 1.5 tackles for loss.
- ▶ Shaq Rowell had 47 tackles for the 2013 season, including four tackles for loss.
- ▶ Rowell had a season-high seven tackles vs. Texas, including two solo stops and a tackle for loss.
- ▶ Rowell had a season-high 1.5 tackles for loss against Georgia State and Oklahoma State.
- ▶ Travis Bell had 45 tackles for the season, including 38 unassisted tackles, four pass breakups and an interception.
- ▶ Brandon Golson led WVU in forced fumbles (5), second on the team lead in sacks (4) and was third in tackles for loss (7.0).
- ▶ Golson led the Big 12 in forced fumbles per game and was No. 2 nationally and was tied for No. 12 in Big 12 sacks.
- ▶ Golson finished in a tie for a second place with Mike Lorello (2005) and Fred Smalls (1985) for single-season forced fumbles. Grant Wiley is WVU's all-time leader in single-season forced fumbles with seven in 2003.
- ▶ Golson finished with a season-high six tackles at Kansas State, tying his season high (Baylor).
- ▶ Golson had a season-high five solo stops at Kansas State.
- ▶ Golson had a season-high two sacks at Oklahoma.
- ▶ Isaiah Bruce was tied for No. 2 on the team in fumbles recovered (2), is second in forced fumbles (3) and has recorded 43 tackles.
- ▶ Bruce was tied for No. 5 in the Big 12 Conference in forced fumbles and tied for No. 7 in fumbles recovered.



- ▶ Bruce tied his career high with two tackles for loss at Kansas (James Madison, 2012)
- ▶ Bruce also tied his season-high with four solo tackles at Kansas (at Kansas State, Texas).
- ▶ Bruce had a season-high six tackles against Texas (Kansas State).
- ▶ Ishmael Banks' 58-yard interception return for a touchdown against Oklahoma State was WVU's first interception return for a touchdown since Pat Miller did so at USF on Dec. 1, 2011.
- ▶ Banks' first career interception also was WVU's longest interception return for a touchdown since 1999, when Jerry Porter had a 68-yard interception return for a touchdown against Miami (Ohio).
- ▶ Banks had a season-high four tackles at Oklahoma, vs. Maryland, at TCU and against Iowa State and collected his second interception of the season at TCU. He had 32 tackles, including 28 solo tackles.
- ▶ Daryl Worley had 45 tackles in 2013, including 36 solo stops and was second on the team with five pass breakups.
- ▶ Worley had a season-high eight tackles at TCU and finished with his first interception at Baylor, returning it 37 yards.
- ▶ Leading West Virginia's defensive players in number of starts was: Cook (34), Clarke (34), Joseph (25), Rowell (24) and Bruce (20).
- ▶ Joseph and Cook lead the defense, seeing action on 895 and 799 defensive plays, respectively.
- ▶ Four players were used on 800 or more plays in 2013 and six have seen action on 700 or more plays, and 10 were used on 600 or more plays.
- ▶ The top games for amount of defensive plays during the Holgorsen era:
 1. 101 - Marshall (2012)
 2. 94 - Baylor (2013)
 3. 92 - Iowa State (2013)
92 - Baylor (2012)
 5. 90 - Texas (2013)
 6. 89 - Syracuse (2012)
 7. 87 - Oklahoma State (2013)
87 - TCU (2013)
87 - Maryland (2011)
 10. 86 - Rutgers (2011)



Wendell Smallwood

West Virginia SPECIAL TEAMS

- ▶ West Virginia used three kickers in Josh Lambert (PATs, FG), Nick O'Toole (punting) and Michael Molinari (kickoffs).
- ▶ Nick O'Toole ranked No. 17 nationally in punting and No. 3 in the Big 12 (44.1).
- ▶ O'Toole placed 22 punts inside the 20-yard line in 2013. Pat McAfee had 25 in 2008.
- ▶ O'Toole's 56.0 punting average against Iowa St. was the highest game average since Ralph Anastasio's 57.0 against Virginia in 1957.
- ▶ O'Toole had 26 punts on the season of 50 yards or more, which is the most since Todd Sauerbrun had 33 in 1994.
- ▶ Lambert was No. 6 in conference FG percentage.
- ▶ Lambert was No. 4 in the Big 12 and No. 13 nationally in field goals made per game.
- ▶ Lambert was No. 8 in Big 12 scoring, and No. 7 in Big 12 scoring for kickers
- ▶ Michael Molinari averaged 63.2 yards on 54 kickoffs with 14 touchbacks.
- ▶ WVU was No. 6 nationally in net punting and No. 1 in the Big 12 (40.70).
- ▶ WVU ranked No. 2 in the Big 12 in punt return defense and No. 26 nationally.
- ▶ Six players (Alford, Thompson, Smallwood, Sims, Carswell and Davis) shared kick and punt return duties in 2013.
- ▶ Smallwood ranked No. 7 in Big 12 kickoff returns.

2013 Home and Away			
Rushing	Att-Yds-Avg		Avg/Gm
Home (3-3)	247-989-4.0		164.8
Away (1-5)	180-795-4.4		132.5
Passing	Comp-Att-Yds-TD-Int		Avg/Gm
Home (3-3)	135-236-1,816-9-7		302.7
Away (1-5)	117-229-1,332-7-9		222.0
Total Offense	Rush-Pass-Total		Avg/Gm
Home (3-3)	989-1,816-2,805		467.5
Away (1-5)	795-1,332-2,127		354.5
Rush Defense	Att-Yds-Avg		Avg/Gm
Home (3-3)	229-856-3.7		142.7
Away (1-5)	290-1,444-5.0		240.7
Pass Defense	Comp-Att-Yds-TD-Int		Avg/Gm
Home (3-3)	134-230-1,689-13-5		281.5
Away (1-5)	110-171-1,471-11-7		245.2
Total Defense	Rush-Pass-Total		Avg/Gm
Home (3-3)	856-1,689-2,545		424.2
Away (1-5)	1,444-1,471-2,915		485.8



Offensive Analysis

- ▶ Breaking down the West Virginia offensive numbers for the 2013 season, the Mountaineers ran a total of 892 plays, 427 coming on the ground and 465 through the air. The rushing game totaled 1,784 yards for an average of 4.2 yards per carry and 18 touchdowns. The passing attack totaled 3,148 yards, 16 touchdowns and an average of 12.5 yards per completion.
- ▶ Combined, the Mountaineers turned in 4,932 yards of total offense, and 34 offensive touchdowns for an average of 5.5 yards per play, and an average of 26.3 points per game.
- ▶ Deeper analysis shows that the Mountaineer offense gained 77 first downs by the run and 142 via the pass. West Virginia averaged 148.7 yards per game on the ground, 262.3 yards per game passing and 411.0 yards of total offense.

Average Per Down

- ▶ Here's a breakdown of how the 2013 West Virginia offense operated on first, second, third and fourth down.
- ▶ On first down, the Mountaineers ran a total of 397 plays and gained 2,407 yards for a 6.1 average.
- ▶ On second down, the Mountaineers ran 292 plays for 1,438 yards and a 4.9 average.
- ▶ On third down, the Mountaineers ran 185 plays for 1,096 yards and a 5.9 average gain.
- ▶ West Virginia tried 18 fourth-down plays in 2013, losing nine yards for a 0.0 average on fourth down.
- ▶ WVU's touchdowns came 14 times on first down (6 rushing and 8 passing), nine times on second down (5 rushing and 4 passing), 10 times on third down (4 rushing, 6 passing) and one time on fourth down (1 rushing and 0 passing).

Overtime Games

- ▶ The 52-44 three-overtime loss to Iowa State in 2013 marked the 13th overtime game in West Virginia history. The Mountaineers own a 6-7 record in overtime games.
- ▶ West Virginia played its first overtime game against Pitt in 1997, dropping a three-overtime thriller, 41-38.

Overtime Games

Nov. 30, 2013	Iowa State 52, WVU 44, 3OT
Nov. 9, 2013	Texas 47, WVU 40, OT
Nov. 2, 2013	WVU 30, TCU 27, OT
Nov. 3, 2012	TCU 39, WVU 38, 2OT
Oct. 29, 2010	UConn 16, WVU 13, OT
Sept. 10, 2010	WVU 24, Marshall 21, OT
Nov. 8, 2008	Cincinnati 26, WVU 23, OT
Sept. 18, 2008	Colorado 17, WVU 14, OT
Dec. 2, 2006	WVU 41, Rutgers 39, 3OT
Oct. 15, 2005	WVU 46, Louisville 44, 3OT
Sept. 18, 2004	WVU 19, Maryland 16, OT
Nov. 11, 2000	WVU 31, Rutgers 24, 2OT
Nov. 28, 1997	Pitt 41, WVU 38, 3OT

On Turf

- ▶ Since 1980, West Virginia is 211-89-4 in games played on artificial turf surfaces. WVU was 57-29 on turf in the 1990s, 66-21 on turf in the 2000 decade and is 22-17 on turf in this decade.
- ▶ The Mountaineers are 15-15 on turf under Dana Holgorsen. West Virginia was 3-7 on turf in 2013, was 5-5 in 2012 and was 7-3 during the 2011 season.

NCAA All-Time Leaders By Victories

Team	Years	Games	Record	Pct.
1. Michigan	134	1,264	909-319-36	.733
2. Texas	121	1,243	873-337-33	.716
3. Notre Dame	125	1,216	871-303-42	.734
4. Nebraska	124	1,258	862-356-40	.701
5. Ohio State	124	1,229	860-316-53	.721
6. Oklahoma	120	1,202	838-311-53	.719
7. Alabama	119	1,201	837-321-43	.715
8. Tennessee	117	1,214	803-358-53	.683
9. USC	120	1,170	793-323-54	.701
10. Georgia	120	1,225	765-406-54	.647
11. LSU	120	1,193	751-395-47	.649
12. Penn State	127	1,141	730-370-41	.658
13. Auburn	121	1,186	723-416-47	.629
14. West Virginia	121	1,226	712-469-45	.599
15. Syracuse	124	1,254	703-502-49	.580

Coaching Staff Assignments

Here's a breakdown of the WVU coaching staff assignments for the 2013 season:

Ron Crook: OL (Field)
 Shannon Dawson: OC/QBs (Press Box)
 Joe DeForest: STC (Field)
 Lonnie Galloway: WR (Field)
 Tony Gibson: S (Field)
 Brian Mitchell: CB (Press Box)
 Keith Patterson: DC/LB (Field)
 JaJuan Seider: RB (Field)
 Erik Slaughter: DL (Field)

Underclassmen On Depth Chart

▶ Listed below are the schools with the most underclassmen (Fr., r-Fr., So., r-So.) on their current depth chart. West Virginia has 30 and is tied with Florida International for eighth-most nationally.

1. Virginia	34
2. Colorado State	32
LSU	32
Maryland	32
South Carolina	32
Temple	32
7. Western Michigan	31
8. West Virginia	30
FIU	30
10. Arkansas	29
Texas A&M	29
Tulane	29
Virginia Tech	29
14. North Carolina	28
15. Tulsa	27

NFL Mountaineers

▶ There are 17 former Mountaineers on NFL rosters in 2013, playing for 12 different teams.



Adam Jones	Cincinnati Bengals
Don Barday	Green Bay Packers
Pat McAfee	Indianapolis Colts
J.T. Thomas	Jacksonville Jaguars
Selvish Capers	New York Giants
Ryan Mundy	New York Giants
Ellis Lankster	New York Jets
Darius Reynaud	New York Jets
Geno Smith	New York Jets
Najee Goode	Philadelphia Eagles
Terence Garvin	Pittsburgh Steelers
Will Johnson	Pittsburgh Steelers
Bruce Irvin	Seattle Seahawks
Tavon Austin	St. Louis Rams
Stedman Bailey	St. Louis Rams
Keith Tandy	Tampa Bay Buccaneers
Chris Neild	Washington Redskins

WEST VIRGINIA 250-YARD PASSING GAMES

The Numbers From Two, Three, Four, Five, Six, Seven, Eight, Nine

- ▶ The West Virginia Mountaineers have been one of the best teams in college football in the last nine years.
- ▶ West Virginia's two-year win total (2010-11) of 19 ties for 18th-best in college football with Nebraska and Florida State.
- ▶ West Virginia's three-year win total (2009-11) of 28 wins is tied for 16th-best in college football with Utah, Nevada, Florida and Houston.
- ▶ West Virginia's four-year total (2008-11) of 37 wins ties for 18th-best, while WVU's five-year victory total of 48 wins (2007-11) ties for 13th best with Texas, Oklahoma State, Wisconsin and Missouri.
- ▶ West Virginia's six-year (2006-11) win total of 59 is 13th-best in college football, and its 70 victories in the last seven years (2005-11) ties with Wisconsin and Oregon for the 11th best record. Over the past eight years (2004-11), the Mountaineers have won 78 football games for the 11th-best record in the country.
- ▶ And finally, West Virginia's has 86 wins in the last nine years (2003-11), which is the 12th-best mark in college football.

A/C/Yds	Name	Opponent	Date
45/51/656	Geno Smith	Baylor	9/29/2012
38/65/463	Geno Smith	LSU	9/24/2011
27/45/450	Geno Smith	Connecticut	10/8/2011
34/50/429	Marc Bulger	Missouri	12/26/98
27/37/416	Mike Sherwood	Pitt	9/28/68
34/39/411	Geno Smith	James Madison	9/15/2012
31/44/410	Geno Smith	Louisville	11/5/2011
26/37/409	Marc Bulger	Pitt	11/27/98
23/24/407	Geno Smith	Kansas	12/1/2012
32/43/407	Geno Smith	Clemson	1/4/2012
16/39/396	Chad Johnston	Pitt	10/15/94
22/35/390	Chad Johnston	Purdue	9/2/95
36/49/388	Geno Smith	Maryland	9/17/2011
32/43/380	Marc Bulger	Miami	10/24/98
29/43/372	Geno Smith	Cincinnati	11/12/2011
20/34/371	Geno Smith	Norfolk State	9/10/2011
36/54/364	Geno Smith	Oklahoma State	11/10/2012
34/48/360	Oliver Luck	Syracuse	11/21/81
25/41/359	Ford Childress	Georgia State	9/14/2013
21/37/356	Clint Trickett	Iowa State	11/30/2012
24/36/354	Marc Bulger	Navy	10/3/98
18/31/354	Chad Johnston	Boston College	10/5/96
23/28/352	Geno Smith	Rutgers	12/4/2010
25/40/353	Marc Bulger	Georgia Tech	12/29/97
26/43/348	Marc Bulger	Pitt	11/28/97
32/48/346	Marc Bulger	Miami	10/30/99
21/37/341	Bernie Galiffa	Penn State	10/28/72
30/43/338	Geno Smith	Maryland	9/22/2012
24/41/338	Geno Smith	Syracuse	10/21/2011
24/31/334	Jarrett Brown	East Carolina	9/12/2009
16/21/334	Chad Johnston	Rutgers	11/4/95
32/26/332	Pat White	North Carolina	12/27/2008
30/20/331	Marc Bulger	Pitt	11/27/99
32/36/323	Geno Smith	Marshall	9/1/2012
17/37/321	Jeff Hostetler	Oklahoma	9/11/82
20/35/320	Geno Smith	Oklahoma	11/17/2012
18/28/320	Allen McCune	Pitt	10/2/65
15/21/318	Brad Lewis	Mississippi	12/28/2000
32/45/316	Geno Smith	Marshall	9/10/2010
20/25/314	Oliver Luck	Temple	11/8/80
18/37/314	Bernie Galiffa	Pitt	11/4/72
20/28/312	Marc Bulger	Boston College	11/21/98
24/50/309	Clint Trickett	Oklahoma State	9/28/2013
21/34/309	Dan Kendra	Villanova	10/29/77
23/41/308	Darren Studstill	Miami, Fla.	10/31/92
20/33/306	Mike Sherwood	East Carolina	11/7/70
13/19/298	Bernie Galiffa	Virginia	9/23/72
15/21/297	Major Harris	Boston College	10/22/88
15/18/296	Allen McCune	William & Mary	9/25/65
20/25/293	Marc Bulger	Maryland	9/19/98
28/45/293	Dan Kendra	Syracuse	11/25/75
17/25/291	Chad Johnston	Missouri	10/1/94
12/20/290	Brad Lewis	East Carolina	11/18/2000
27/34/286	Brad Lewis	Kent State	9/22/2001
19/37/285	Jeff Hostetler	Maryland	9/18/82
17/31/281	Bernie Galiffa	Syracuse	11/20/71
16/30/280	Kevin White	TCU	12/31/84
31/52/279	Brad Lewis	Maryland	9/29/2001
17/28/279	Jeff Hostetler	Rutgers	11/12/83
30/56/278	Geno Smith	Texas Tech	10/13/2012
17/28/274	Darren Studstill	Temple	11/13/93
18/29/273	Jeff Hostetler	Penn State	10/22/83
14/25/271	Rasheed Marshall	Syracuse	11/22/2003
15/19/270	Jake Kelchner	Maryland	9/13/93
12/20/269	Oliver Luck	Colorado State	9/13/80
25/35/268	Geno Smith	Texas	10/6/2012
19/29/268	Geno Smith	Maryland	9/18/2010
25/41/267	Clint Trickett	TCU	11/2/2013
11/18/267	Bernie Galiffa	Syracuse	11/18/72
29/16/266	Marc Bulger	Temple	10/23/99
17/27/265	Oliver Luck	Virginia Tech	10/17/81
32/54/260	Geno Smith	TCU	11/3/2012
16/32/259	Paul Millard	Texas	11/9/2013
13/28/257	Scott McBrien	Pitt	11/24/2000
15/31/257	Marc Bulger	Syracuse	11/7/98
14/20/257	Marc Bulger	Temple	10/10/98
21/32/257	Oliver Luck	East Carolina	10/31/81
17/35/256	Dan Kendra	Boston College	10/16/76
27/43/254	Clint Trickett	Texas Tech	10/19/2013
19/30/254	Richard Longfellow	Boston U.	10/11/58
21/36/253	Marc Bulger	Tulsa	9/26/98
13/31/252	Scott McBrien	Notre Dame	10/21/2000
12/23/250	Major Harris	Pitt	9/30/89
19/37/250	Jeff Hostetler	Penn State	10/23/82



Name	Yards/Catches	Team/Year	Name	Yards/Catches	Team/Year
Stedman Bailey	303/13	Baylor/2012	Ross Herron	121/7	Western Reserve/1950
Stedman Bailey	225/14	Oklahoma State/2012	Chris Henry	119/4	Rutgers/2004
Mario Alford	215/8	Iowa State/2013	Stedman Bailey	118/8	Louisville/2011
Tavon Austin	215/14	Baylor/2012	Chris Henry	118/8	Boston College/2004
Chris Henry	209/6	Syracuse/2003	Bob Dunlevy	118/4	Syracuse/1965
Pat Greene	205/12	Pitt/1997	Travis Garvin	117/3	Virginia Tech/2003
Stedman Bailey	205/13	Oklahoma/2012	Phil Braxton	117/3	Pitt/2000
Rahsaan Vanterpool	205/9	Pitt/1994	Antonio Brown	116/8	Kent State/2001
David Saunders	191/8	Boston College/1996	Stedman Bailey	115/8	LSU/2011
Calvin Phillips	190/5	Cal-Fullerton/1988	Jock Sanders	115/12	Auburn/2009
Oscar Patrick	190/10	Penn State/1968	Shawn Foreman	115/5	Pitt/1998
Shawn Foreman	189/11	Missouri/1998	Rahsaan Vanterpool	115/10	Ball State/1994
Tavon Austin	187/11	LSU/2011	Steve Lewis	115/5	California/1978
Zach Abraham	180/6	Pitt/1994	Danny Buggs	115/5	Pitt/1972
Tavon Austin	179/13	Maryland/2012	Tom Yeater	115/3	Oregon State/1962
Antonio Brown	179/6	East Carolina/2000	J.D. Woods	114/13	Baylor/2012
Stedman Bailey	178/7	Connecticut/2011	Calvin Phillips	114/4	Penn State/1988
David Saunders	178/11	Rutgers/1996	Tavon Austin	113/11	James Madison/2012
Chris Henry	176/4	Rutgers/2003	Stedman Bailey	113/8	Maryland/2011
Stedman Bailey	173/13	James Madison/2012	Khori Ivy	113/6	Pitt/1998
Mike Baker	172/8	Rutgers/1993	David Saunders	113/7	Syracuse/1996
Shawn Foreman	164/6	Rutgers/1996	John Talley	113/4	Syracuse/1987
Stedman Bailey	159/11	Kansas/2012	Oscar Patrick	113/7	Virginia Tech/1968
Antonio Brown	156/6	Ole Miss/2000	Oscar Patrick	113/5	Penn State/1967
Shawn Foreman	158/9	Miami/1998	Stedman Bailey	112/4	Bowling Green/2011
Khori Ivy	155/7	Temple/2000	Steve Lewis	112/7	Colorado State/1978
Shawn Foreman	153/10	Boston College/1997	Rahsaan Vanterpool	111/3	Louisiana Tech/1994
Rahsaan Vanterpool	152/9	Boston College/1996	Ed Hill	111/4	Temple/1993
Willie Drewrey	152/6	TCU/1984	Danny Buggs	111/4	Boston College/1973
Gary Mullen	152/7	Virginia/1984	Oscar Patrick	111/7	Villanova/1968
Danny Buggs	151/6	Illinois/1973	Tavon Austin	111/4	Kansas/2012
Lovett Purnell	149/8	Purdue/1995	Darius Reynaud	110/5	East Carolina/2006
David Saunders	149/8	Rutgers/1995	David Saunders	110/6	Syracuse/1998
Rich Hollins	148/6	Virginia Tech/1981	Shawn Foreman	110/12	Georgia Tech/1997
Rich Hollins	148/8	Maryland/1981	Rahsaan Vanterpool	110/8	Purdue/1996
Reggie Rembert	145/5	Pitt/1989	Scott MacDonald	110/5	N.C. State/1975
Khori Ivy	142/9	Miami/1999	Devon Brown	109/4	Norfolk State/2011
Cedric Thomas	142/7	Temple/1980	Jay Kearney	109/5	Penn State/1992
Darrell Miller	141/8	Virginia/1981	Rich Hollins	109/4	Maryland/1983
Danny Buggs	140/6	William & Mary/1972	Oscar Patrick	109/5	Richmond/1968
Jerry Porter	139/3	Pitt/1999	Oscar Patrick	109/5	Villanova/1967
Bob Dunlevy	139/5	William & Mary/1965	Phil Braxton	108/2	Pitt/2002
Milt Clegg	139/8	Syracuse/1964	Phil Braxton	108/4	Virginia/2002
Jim Braxton	138/5	East Carolina/1970	Antonio Brown	108/10	Maryland/2001
Terry Fairbanks	138/4	Boston U./1958	Zach Abraham	107/7	South Carolina/1994
Rahsaan Vanterpool	135/6	Temple/1995	Tavon Austin	106/7	Maryland/2010
James Jett	135/5	Cincinnati/1990	Miquelle Henderson	106/5	Wisconsin/2002
Darius Reynaud	134/9	Marshall/2007	Jay Kearney	106/4	Rutgers/1993
Lovett Purnell	134/3	Rutgers/1995	Jay Kearney	106/5	Boston College/1993
Reggie Rembert	134/5	Ball State/1989	Harvey Smith	106/4	Syracuse/1985
Chris Henry	132/5	Boston College/2003	Charles Becca	106/3	Temple/1948
Marshall Mills	132/7	Virginia/1972	Miquelle Henderson	105/8	Cincinnati/2002
Ivan McCartney	131/6	Connecticut/2011	Anthony Becht	105/5	Boston College/1999
Kevin White	130/7	Baylor/2013	David Saunders	105/8	East Carolina/1996
Stedman Bailey	130/7	Syracuse/2011	Randy Swinson	105/7	Penn State/1977
Steve Slaton	130/6	Pitt/2006	Stedman Bailey	104/9	Marshall/2012
David Saunders	130/9	North Carolina/1996	Stedman Bailey	104/6	Cincinnati/2011
David Saunders	130/6	Purdue/1995	Jay Kearney	104/3	Maryland/1993
Ed Hill	130/9	Miami/1992	Reggie Rembert	104/5	Syracuse/1989
Cedric Thomas	130/7	Villanova/1977	John Talley	104/7	Syracuse/1986
Greg Dykes	128/5	South Carolina/1989	Danny Buggs	103/8	Temple/1974
Tavon Austin	126/9	Cincinnati/2011	Tavon Austin	102/10	Texas/2012
Shawn Foreman	126/7	East Carolina/1997	James Jett	102/5	Maryland/1990
Mike Baker	126/8	Maryland/1993	Tavon Austin	102/10	Pitt/2011
Danny Buggs	126/7	Penn State/1972	Ivan McCartney	101/8	Maryland/2011
Bill Marker	126/5	Penn State/1953	David Saunders	101/5	Temple/1998
Jay Kearney	125/3	Missouri/1993	James Jett	101/3	Louisiana Tech/1992
Cedric Thomas	125/3	Colorado State/1980	Tavon Austin	101/11	TCU/2012
Nate Stephens	125/5	William & Mary/1971	Rich Hollins	101/3	Oklahoma/1982
Jerry Porter	124/4	Georgia Tech/1997	Steve Lewis	101/5	Boston College/1976
Tavon Austin	123/12	Clemson/2012	Richard Rader	101/3	Pitt/1965
Chris Henry	123/5	UCF/2003	Darrell Miller	100/5	Florida State/1982
Zach Abraham	122/3	Temple/1994	Brad Starks	100/4	UNLV/2010
Tavon Austin	122/11	Maryland/2011			
Stedman Bailey	121/8	Syracuse/2012			
Tavon Austin	121/6	Rutgers/2010			



WEST VIRGINIA TOP OFFENSIVE PERFORMANCES

Mountaineer Top Rushing Marks

1.	569	Washington & Lee	November 10, 1923
2.	536	East Carolina	September 28, 2002
3.	517	Connecticut	November 24, 2007
4.	478	East Carolina	September 4, 2004
5.	457	Syracuse	October 14, 2006
6.	458	Oklahoma	November 17, 2012
7.	451	Pitt	November 24, 2005
8.	446	Syracuse	October 30, 1993
	446	Rutgers	November 3, 2001
10.	437	Pitt	November 16, 2006
11.	427	Cincinnati	October 17, 1987
12.	397	East Carolina	September 22, 2007
13.	394	Eastern Washington	September 9, 2006
14.	382	Georgia	January 2, 2006
15.	379	Washington & Lee	November 10, 1923
	379	East Carolina	November 7, 1992
17.	378	Pitt	September 29, 1990
18.	376	West Virginia Wesleyan	October 1, 1938
	376	Louisville	November 22, 2008
20.	370	Cincinnati	October 21, 1989

12.	401	Oklahoma State	November 10, 2012
13.	396	Pitt	October 15, 1994
14.	390	Purdue	September 2, 1995
15.	388	Maryland	September 17, 2011
16.	380	Miami	October 24, 1998
17.	372	Cincinnati	November 12, 2011
18.	371	Rutgers	November 9, 1996
19.	365	Boston College	October 5, 1996
20.	360	Syracuse	November 21, 1981

Mountaineer Top Total Offense Marks

1.	807	Baylor	September 29, 2012
2.	778	Oklahoma	November 17, 2012
3.	674	Washington & Lee	November 10, 1923
4.	655	Marshall	September 1, 2012
5.	654	Syracuse	October 30, 1993
6.	647	Kansas	December 1, 2012
7.	643	Bowling Green	October 1, 2011
8.	641	Pitt	October 2, 1965
	641	Pitt	November 16, 2006
10.	627	Rutgers	November 3, 2001
11.	624	Connecticut	November 24, 2007
12.	623	Pitt	November 27, 1999
13.	621	East Carolina	September 4, 2004
14.	614	Temple	November 13, 1993
15.	604	Georgia State	September 14, 2013
16.	599	East Carolina	September 22, 2007
17.	591	Eastern Washington	September 9, 2006
		January 4, 2012	
18.	589	Clemson	September 16, 1989
	589	South Carolina	October 29, 1994
	589	Louisiana Tech	October 22, 1988
21.	575	Boston College	

Mountaineer Top Passing Marks

1.	656	Baylor	September 29, 2012
2.	469	UConn	October 8, 2011
3.	463	LSU	September 24, 2011
4.	452	Missouri	December 26, 1998
5.	448	James Madison	September 15, 2012
6.	431	Norfolk State	September 10, 2011
7.	416	Pitt	September 28, 1968
8.	410	Louisville	November 5, 2011
9.	409	Pitt	November 27, 1998
10.	407	Kansas	December 1, 2012
	407	Clemson	January 4, 2012

CHARTING MOUNTAINEER PLAYERS OF THE WEEK

Charting Mountaineer Players of the Week

Game	O-Champ	D-Champ	ST-Champ	O-Scout	D-Scout	Big 12
William & Mary	Charles Sims	Darwin Cook	Nick O'Toole	Maurice Zereoue	Justin Arndt	
Oklahoma	None	None	None	None	None	
Georgia State	Daikiel Shorts	N. Kwiatkoski	Daryl Worley	Elijah Wellman	Jewone Snow	
Maryland	None	None	None	None	None	
Oklahoma State	Clint Trickett	Darwin Cook	Mike Molinari	Rushel Shell	Richard Greenfield	Charles Sims Nick O'Toole
Baylor	None	None	None	None	None	
Texas Tech	None	None	None	None	None	
Kansas State	None	None	None	None	None	
TCU	Mark Glowinski	Kyle Rose	Josh Lambert	Cameron Nash	Dayron Wilson	Josh Lambert
	Quinton Spain					
Texas	None	None	None	None	None	
Kansas	None	None	None	None	None	
Iowa State	None	None	None	None	None	

A TRIBUTE TO CURTIS JONES JR.

West Virginia University mourns the death of Curtis Jones Jr., who died suddenly in his Morgantown home on Sept. 4. Jones, who was beginning his second year as associate athletic director for academic support at WVU while directly overseeing academic support for the football program, was just 40 years old.

"The Mountaineer athletic family is overwhelmed with sorrow at the sudden passing of Curtis Jones. In his brief time with West Virginia University, he brought passion and professionalism to his position as the head of academic support for all of our WVU student-athletes," said Director of Athletics Oliver Luck. "He was a beloved figure among the coaches, fellow administrators and student-athletes. He will be greatly missed. Our prayers and condolences are with his family, particularly with his wife, Mary Ellen Jones, a valued member of our Mountaineer family."

"Curtis Jones was a close friend, a role model to our players and a true professional," added WVU football coach Dana Holgorsen. "His loss will be felt by all of us in many ways. On behalf of WVU football, I offer my deepest sympathies to Mary Ellen and all of Curtis' family."

The Mountaineers will be wearing CJ stickers on the back of their helmets in his honor.



West Virginia Bests

Rushing Yards	569 vs. Washington & Lee 1923
Passing Yards	656 vs. Baylor 2012
Total Yards	807 vs. Baylor 2012
Total First Downs	36 vs. Washington & Lee 1923
Low Rushing Yards All	30 vs. Florida 1981
Low Passing Yards All	0 vs. Pitt 1981
Low Total Yards Allowed	-14 vs. Maryland 1919
Fewest First Downs All	0 vs. Maryland 1919
Longest TD run	96 vs. N. Illinois 1986
Longest Non-TD Run	79 vs. Louisville 2008
Longest TD Reception	96 vs. Penn State 1973
Longest Non-TD Reception	84 vs. Miami 2003
Points (Game)	92 vs. Marshall 1916
Victory Margin	89 vs. Geneva 1951

West Virginia Bests - 2010 Decade

Rushing Yards	458 vs. Oklahoma '12
Passing Yards	659 vs. Baylor '12
Total Yards	807 vs. Baylor '12
Total First Downs	33 vs. Baylor '12
First Downs Rushing	19 vs. Cincinnati '10
First Downs Passing	23 vs. LSU '11
Low Rushing Yards All	10 vs. Maryland '10
Low Passing Yards All	61 vs. Kansas '13
Low Total Yards Allowed	171 vs. Louisville '10
Fewest First Downs All	9 vs. CC '10, Md, UofL '10, Mar '11
Fewest 1st Downs Rushing All	2 vs. Cincinnati, UofL '10
Fewest 1st Downs Passing All	2 vs. Kansas '13
Longest TD run	80 vs. Rutgers '11
Longest Non-TD Run	70 vs. Marshall '12
Longest TD Reception	87 vs. Baylor '12
Longest Non-TD Reception	75 vs. Oklahoma St. '12
Points (Game)	70 vs. Clemson '11, Baylor '12
Points (Half)	49 vs. Clemson '11 (First Half)
Points (Qtr)	35 vs. Clemson '11 (Second)
Victory Margin	45 vs. Bowling Green '11

West Virginia Bests - Holgorsen Era

Rushing Yards	458 vs. Oklahoma '12
Passing Yards	656 vs. Baylor '12
Total Yards	807 vs. Baylor '12
Total First Downs	33 vs. Baylor '12
First Downs Rushing	15 vs. Bowling Green '11
First Downs Passing	23 vs. LSU '11
Low Rushing Allowed	46 vs. Maryland '12
Low Passing Yards Allowed	61 vs. Kansas '13
Low Total Yards Allowed	187 vs. Marshall '11
Fewest 1st Downs Allowed	9 vs. Marshall '11
Fewest 1st Downs Rushing All	3 vs. Marshall '11, W&M '13
Fewest 1st Downs Passing All	2 vs. Kansas '13
Longest TD run	80 vs. Rutgers '11
Longest Non-TD Run	70 vs. Marshall '12
Longest TD Reception	87 vs. Baylor '12
Longest Non-TD Reception	75 vs. Oklahoma St. '12
Points (Game)	70 vs. Clemson '11, Baylor '12
Points (Half)	49 (First Half) vs. Clemson '11
Points (Qtr)	35 (Second) vs. Clemson '11
Victory Margin	45 vs. Bowling Green '11



WVU's RECORD UNDER HOLGORSEN

overall.....	21-17
playing at home.....	12-8
playing on the road.....	7-7
playing at a neutral site.....	2-2
vs. ranked opponents.....	5-6
in bowl games.....	1-1
in overtime.....	1-3
more than 7 days to prepare.....	7-5
in August.....	1-0
in September.....	9-3
in October.....	4-6
in November.....	4-7
in December.....	2-1
in January.....	1-0
outrushing opponent.....	11-3
when rushing for 200 yards.....	6-2
when rushing for 300 yards.....	2-1
outrushed by opponent.....	10-14
outpassing opponent.....	16-9
when passing for 300 yards.....	12-6
when passing for 400 yards.....	6-3
when passing for 500 yards.....	1-0
when passing for 600 yards.....	1-0
outpassed by opponent.....	5-8
when allowing 200 yards passing.....	12-13
when allowing 250 yards passing.....	8-10
when allowing 300+ yards passing.....	5-6
more total offense than opponent.....	17-5
when having 400+ total offense.....	15-8
when having 500+ total offense.....	9-4
when having 600+ total offense.....	4-1
when having 700+ total offense.....	1-1
when having 800+ total offense.....	1-0
same total offense as opponent.....	1-0
less total offense than opponent.....	3-12
when allowing 400+ total offense.....	8-13
when allowing 500+ total offense.....	1-6
committing fewer turnovers.....	10-5
committing more turnovers.....	5-10
turnovers are even.....	6-2
0-30:00 of time of possession.....	14-14
30:01-plus of time of possession.....	7-3
scoring first.....	12-5
opponent scores first.....	9-12
leading after the 1st quarter.....	10-4
trailing after the 1st quarter.....	6-13
tied after the 1st quarter.....	5-0
leading at halftime.....	14-4
trailing at halftime.....	6-11
tied at halftime.....	1-2
leading after the 3rd quarter.....	15-3
trailing after the 3rd quarter.....	5-14
tied after the 3rd quarter.....	1-0
scoring 0-10 points.....	21-17
scoring 11-20 points.....	21-15
scoring 21-30 points.....	21-12
scoring 31-40 points.....	18-7
scoring 41-plus points.....	11-3
opponent scores 0-10 points.....	21-17
opponent scores 11-20 points.....	18-17
opponent scores 21-30 points.....	12-16
opponent scores 31-40 points.....	6-16
opponent scores 41-plus points.....	2-9
individual 100-yard rusher.....	9-2
opponent 100-yard rusher.....	6-6
opponent less than 100-yards rushing.....	5-0
individual 1 100-yard receiver.....	13-9
individual 2 100-yard receivers.....	6-1
individual 3 100-yard receivers.....	2-0
opponent 100-yard receiver.....	7-9
individual 300-yard passer.....	12-8
individual 400-yard passer.....	4-2



Coaching Highlights

West Virginia

2013

- ▶ Third year as the head coach at West Virginia University, guiding the program in its second year of Big 12 Conference affiliation
- ▶ Defeated No. 11 Oklahoma State for his fifth win over a Top 25 team at WVU

2012

- ▶ Led football program into its first year of competition in the Big 12 Conference
- ▶ Guided West Virginia to a 7-6 overall record in 2012 and an appearance in the New Era Pinstripe Bowl
- ▶ Earned national rankings in 10-of-16 weeks during the 2012 season in both the AP and USA Today Coaches' Polls, reaching as high as No. 4 in USA Today Coaches' Poll and No. 5 in the AP Poll
- ▶ Five Mountaineer players earned 25 All-America honors
- ▶ Three Mountaineer players were drafted in the Top 3 rounds of the NFL Draft, including the No. 8 selection Tavon Austin
- ▶ Holgorsen has had a first-round NFL draft choice for two straight years, the only WVU coach to accomplish that
- ▶ Tavon Austin and Stedman Bailey were one of four sets of 1,000-yard receivers nationally
- ▶ WVU was one of only two schools nationally to have a 4,000-yard passer and a pair of 1,000-yard receivers
- ▶ WVU was ranked No. 9 nationally in scoring offense and No. 10 in passing offense and total offense.
- ▶ Geno Smith led the nation in passing touchdowns (42)
- ▶ Smith was one of only two quarterbacks to throw for more than 4,000 yards for two straight years
- ▶ Smith was one of only five quarterbacks nationally to throw for 30 or more touchdowns in two straight years
- ▶ Bailey led the nation in receiving touchdowns (25) and finished with the second highest amount ever in a single season
- ▶ Austin was the only player nationally to finish with 100 or more receptions for two straight years
- ▶ Austin was the only player nationally to finish with more than 2,000 all-purpose yards for two straight years
- ▶ Austin was the only player in NCAA history to finish his career with more than 3,000 receiving yards and more than 1,000 yards rushing
- ▶ Austin was the recipient of the Paul Hornung Award, the nation's most versatile player
- ▶ Austin was the recipient of the Jet Award, the nation's top returner
- ▶ Austin was named the Big 12 Conference co-Special Teams Player of the Year
- ▶ Bailey was a finalist for the Fred Biletnikoff Award
- ▶ Smith was a finalist for the Johnny Unitas Golden Arm and Manning Awards

2011

- ▶ Named FWAAs First-Year Head Coach of the Year
- ▶ Posted a 10-3 mark in his first season as head coach, only WVU coach to win 10 games in his first year
- ▶ Led West Virginia to Big East Championship and BCS win, first WVU coach to accomplish that feat
- ▶ Earned national rankings in 13-of-16 weeks of 2011 season in both the AP and USA Today Coaches Polls, reaching as high as No. 11 in the AP Poll and tied for No. 14 in the USA Today Coaches Poll
- ▶ Tied for fourth in wins among first-year head coaches nationally



HOLGORSEN YEAR-BY-YEAR HISTORY

Year	School	Status	Record
2013	West Virginia	Head Coach	4-8
2012	West Virginia	Head Coach	7-6
		<i>Pinstripe Bowl</i>	
2011	West Virginia	Head Coach	10-3
		<i>Big East Champions</i>	
		<i>Orange Bowl Champions</i>	
2010	Oklahoma State	Offensive Coordinator/Quarterbacks	11-2
		<i>Alamo Bowl Champions</i>	
2009	Houston	Offensive Coordinator/Quarterbacks	10-4
		<i>Armed Forces Bowl</i>	
2008	Houston	Offensive Coordinator/Quarterbacks	8-5
		<i>Armed Forces Bowl Champions</i>	
2007	Texas Tech	Co-Offensive Coordinator/Inside Receivers	9-4
		<i>Gator Bowl Champions</i>	
2006	Texas Tech	Co-Offensive Coordinator/Inside Receivers	8-5
		<i>Insight.com Bowl Champions</i>	
2005	Texas Tech	Co-Offensive Coordinator/Inside Receivers	9-3
		<i>Cotton Bowl</i>	
2004	Texas Tech	Inside Receivers	8-4
		<i>Holiday Bowl Champions</i>	
2003	Texas Tech	Inside Receivers	8-5
		<i>Houston Bowl Champions</i>	
2002	Texas Tech	Inside Receivers	9-5
		<i>Tangerine Bowl Champions</i>	
2001	Texas Tech	Inside Receivers	7-5
		<i>Alamo Bowl</i>	
2000	Texas Tech	Inside Receivers	7-6
		<i>Galleryfurniture.com Bowl</i>	
1999	Wingate	Quarterbacks/Wide Receivers	3-8
1998	Mississippi College	Quarterbacks/Wide Receivers /Special Teams	4-6
1997	Mississippi College	Quarterbacks/Wide Receivers /Special Teams	8-2
		<i>American Southwest Conference Champions</i>	
1996	Mississippi College	Quarterbacks/Wide Receivers /Special Teams	4-8
1995	Valdosta State	Quarterbacks/Wide Receivers /Special Teams	6-5
1994	Valdosta State	Quarterbacks/Wide Receivers /Special Teams	11-2
		<i>NCAA II National Quarterfinalist</i>	
1993	Valdosta State	Quarterbacks/Wide Receivers /Special Teams	8-3
Holgorsen Totals - at West Virginia - 21-17 Overall - 21-17 (Third Season)			

HOLGORSEN'S OFFENSIVE OUTPUT

► Since 2005, Dana Holgorsen has been the mastermind behind some of the nation's most prolific offenses. Starting as the offensive coordinator at Texas Tech, then Houston and Oklahoma State, and now as the head coach at West Virginia, his offensive units are known for their ability to move the ball, pile up yardage and score a plethora of points.

4,000-Yard Passers

Graham Harrell/Texas Tech	2007	5,706
Case Keenum/Houston	2009	5,671
Case Keenum/Houston	2008	5,020
Graham Harrell/Texas Tech	2006	4,555
Geno Smith/West Virginia	2011	4,385
Brandon Weeden/Oklahoma State	2010	4,277
Cody Hodges/Texas Tech	2005	4,238
Geno Smith/West Virginia	2012	4,205

30+ Passing Touchdowns

Graham Harrell/Texas Tech	2007	48
Case Keenum/Houston	2009	44
Case Keenum/Houston	2008	44
Geno Smith/West Virginia	2012	42
Graham Harrell/Texas Tech	2006	38
Brandon Weeden/Oklahoma State	2010	34
Geno Smith/West Virginia	2011	31
Cody Hodges/Texas Tech	2005	31

1,000-Yard Rushers

Kendall Hunter/Oklahoma State	2010	1,548
Bryce Beall/Houston	2008	1,247
Charles Sims/West Virginia	2013	1,095

1,000-Yard Receivers

Michael Grabtree/Texas Tech	2007	1,962
Justin Blackmon/Oklahoma State	2010	1,782
Stedman Bailey/West Virginia	2012	1,622
Joe Filani/Texas Tech	2006	1,300
Tavon Austin/West Virginia	2012	1,289
Stedman Bailey/West Virginia	2011	1,279
Danny Amendola/Texas Tech	2007	1,245
James Cleveland/Houston	2009	1,214
Tavon Austin/West Virginia	2011	1,186
Joe Filani/Texas Tech	2005	1,048
Tyrone Carrier/Houston	2009	1,029
Tyrone Carrier/Houston	2008	1,026
Patrick Edwards/Houston	2009	1,021

90+ Receptions

Michael Grabtree/Texas Tech	2007	134
Tavon Austin/West Virginia	2012	114
Stedman Bailey/West Virginia	2012	114
Justin Blackmon/Oklahoma State	2010	111
Danny Amendola/Texas Tech	2007	109
James Cleveland/Houston	2009	104
Tavon Austin/West Virginia	2011	101
Tyrone Carrier/Houston	2009	91
Joe Filani/Texas Tech	2006	91

Double-Digit Receiving Touchdowns

Stedman Bailey/West Virginia	2012	25
Michael Grabtree/Texas Tech	2007	22
Justin Blackmon/Oklahoma State	2010	20
James Cleveland/Houston	2009	14
Joe Filani/Texas Tech	2006	13
Tavon Austin/West Virginia	2012	12
Stedman Bailey/West Virginia	2011	12
Mark Hafner/Houston	2009	11
Robert Johnson/Texas Tech	2006	11
Jarrett Hicks/Texas Tech	2005	10

Double-Digit Rushing Touchdowns

Taurean Henderson/Texas Tech	2005	17
Kendall Hunter/Oklahoma State	2010	16
Bryce Beall/Houston	2008	13
Shawne Alston/West Virginia	2011	12
Charles Sims/West Virginia	2013	11
Shannon Woods/Texas Tech	2006	10

1,800-Yard All-Purpose Yards

Tavon Austin/West Virginia	2012	2,910
Tavon Austin/West Virginia	2011	2,574
Tyrone Carrier/Houston	2009	2,213
Michael Grabtree/Texas Tech	2007	1,978
Justin Blackmon/Oklahoma State	2010	1,866
Tyrone Carrier/Houston	2008	1,844
Shannon Woods/Texas Tech	2006	1,808

- One of seven coaches to take his program to a BCS Bowl in his first year as a head coach, and only one of three (Larry Coker, 2001; Chris Peterson, 2007) to win the bowl game.
- Fourth WVU coach to make a bowl appearance and win in his first season (Bill Stewart, Dudley DeGroot, Marshall Glenn)
- Three Mountaineer players earned seven All-America honors
- Three Mountaineer players drafted in the NFL Draft, including the No. 15 pick, Bruce Irvin
- WVU led the BIG EAST with 10 all-conference honorees and the Special Teams Player of the Year, Austin
- WVU finished No. 6 nationally in passing offense, No. 13 in scoring offense and No. 15 in total offense.
- The Mountaineer offense ranked No. 67 in total offense in 2010, the year before Holgorsen arrived, and he took it to No. 15 in 2011.
- In 2011, Austin and Bailey were the fourth pair of 1,000-yard receivers nationally (Houston, USC, SMU).
- WVU was one of two schools nationally to have a 4,000-yard passer and two 1,000-yard receivers (Houston).
- Quarterback Geno Smith finished No. 5 nationally in passing yards per game, No. 8 in completions per game and total offense and No. 17 in passing efficiency.
- Austin finished No. 1 nationally in all-purpose yardage (198.0), No. 6 in punt returns, No. 8 in receptions per game, No. 20 in kickoff returns and No. 23 in receiving yards per game.
- Bailey finished No. 13 nationally in receiving yards per game.

Oklahoma State

- In 2010, was named a finalist for the Frank Broyles Award, signifying the top assistant coach in college football and named the rivals.com national offensive coordinator of the year
- In 2010, the Cowboys led the nation in total offense during the regular season and finished No. 2 in passing offense and No. 3 in total and scoring offense.
- OSU averaged 520.23 yards per game in total offense, including 345.9 passing yards and 44.23 points per game.



Offensive Output Under Holgorsen (Continued)

Team Rankings

2012 (West Virginia)

Passing Efficiency - No. 5
Scoring Offense - No. 9
Passing Offense - No. 10
Total Offense - No. 10
First Down Offense - No. 14

2011 (West Virginia)

Passing Offense - No. 6
Red Zone Offense - No. 11
Scoring Offense - No. 13
Total Offense - No. 15
Passing Efficiency - No. 19
First Down Offense - No. 27

2010 (Oklahoma State)

Red Zone Offense - No. 1
Passing Offense - No. 2
Total Offense - No. 3
Scoring Offense - No. 3
First Down Offense - No. 4
Tackles for Loss Allowed - No. 6
Sacks Allowed - No. 7
Passing Efficiency - No. 12
Rushing Offense - No. 36

2009 (Houston)

Passing Offense - No. 1
Total Offense - No. 1
Scoring Offense - No. 1
First Down Offense - No. 1
Tackles for Loss Allowed - No. 2
Third Down Efficiency - No. 3
Passing Efficiency - No. 7
Sacks Allowed - No. 24
Red Zone Offense - No. 28

2008 (Houston)

Passing Offense - No. 2
Total Offense - No. 2
First Down Offense - No. 4
Passing Efficiency - No. 8
Scoring Offense - No. 10
Third Down Efficiency - No. 11

2007 (Texas Tech)

Passing Offense - No. 1
Total Offense - No. 2
Passing Efficiency - No. 5
Scoring Offense - No. 7
Tackles for Loss Allowed - No. 12
Third Down Efficiency - No. 13
Sacks Allowed - No. 22

2006 (Texas Tech)

Passing Offense - No. 3
Tackles for Loss Allowed - No. 3
Total Offense - No. 6
Scoring Offense - No. 13
Passing Efficiency - No. 23
Sacks Allowed - No. 24

2005 (Texas Tech)

Passing Offense - No. 1
Scoring Offense - No. 4
Total Offense - No. 6
Passing Efficiency - No. 14



- ▶ The Cowboy offense ranked No. 61 nationally in total offense in 2009, the year before Holgorsen arrived, and he took it to the No. 1 spot in 2010.
- ▶ Quarterback Brandon Weeden became the first OSU passer to earn first team all-Big 12 honors. He was a finalist for the Manning Award, given to the top quarterback in the nation.
- ▶ Receiver Justin Blackmon was named the recipient of the 2010 Biletnikoff Award, given to the top receiver in the nation, and running back Kendall Hunter was a finalist for the Doak Walker Award, given to the nation's top running back.
- ▶ Weeden, Hunter and Blackmon became only the second trio in NCAA history to pass for at least 3,000 yards, run for more than 1,500 yards and finish with more than 1,500 yards receiving in the same season.

Houston

- ▶ In 2009, UH led the nation in total offense with 563 yards per game, scoring offense with 42.2 points per game, and passing offense with 433.7 yards per game.
- ▶ In 2008, his first year at Houston, the Cougars ranked second in the nation in passing offense (401.6) and total offense (562.77). UH scored 40.62 points per game to rank 10th nationally.
- ▶ Houston quarterback Case Keenum led the nation in total offense in 2008 and 2009, with 403.15 yards of total offense per game as a sophomore and 416.36 yards of offense as a junior.
- ▶ Keenum ranked among the nation's top-10 passing efficiency leaders each of his two seasons under Holgorsen's watch.

Texas Tech

- ▶ During his tenure as offensive coordinator, the Red Raiders increased their offensive numbers from 324.8 yards per game to 529.6 yards per game.
- ▶ In 2007, Texas Tech led the nation in passing offense (470.31 yards per game), ranked second in total offense (529.62 yards per game) and was seventh in scoring offense (40.92 points per game).
- ▶ Quarterback Graham Harrell led the nation in total offense and receiver Michael Crabtree led the nation in receptions per game and receiving yards per game. Crabtree won the Biletnikoff Award as America's top receiver in 2007.
- ▶ In 2006, the Red Raiders ranked third nationally in passing offense and sixth in total offense. Harrell was third nationally in total offense with 344.38 yards per game.
- ▶ In 2005, Texas Tech led the nation in passing offense with 388.83 yards per game, was fourth in scoring offense at 39.42 points per game and was sixth in total offense with 495.83 yards per contest.
- ▶ Quarterback Cody Hodges ranked second in the country with 369.08 yards per game.

Wingate

- ▶ Coached Lucas Greene who led the team in scoring that season and went on to play in the NFL

Mississippi College

- ▶ Mississippi College won the American Southwest Conference in its first season in the league and averaged 432.0 yards per game in 1997.

Valdosta State

- ▶ Helped develop quarterback Chris Hatcher, who set an NCAA record, completing 74.7 percent of his passes on the Division II level in 1994.
- ▶ Hatcher's 10,588 passing yards ranked third on the NCAA career list at the time.
- ▶ Hatcher currently ranks second in the NCAA record books in career touchdown passes (116) and third in single-season touchdown passes (50 in 1994) and was the NCAA passing champion in 1994.



THE LAST TIME ...

By The Mountaineers ...

30 Rushing Attempts: 31 by Andrew Buie at Texas/Oct. 6, 2012
40 Rushing Attempts: 40 by Quincy Wilson vs. Rutgers/Oct. 11, 2003
100 Rushing Yards: 149 by Charles Sims vs. Iowa State/Nov. 30, 2013
200 Rushing Yards: 344 by Tavon Austin vs. Oklahoma/Nov. 17, 2012
300 Rushing Yards: 344 by Tavon Austin vs. Oklahoma/Nov. 17, 2012
75-Yard Run (no touchdown): 79 by Noel Devine at Louisville/Nov. 22, 2008
75-Yard Touchdown Run: 76 by Charles Sims vs. Iowa State/Nov. 30, 2013
50-Yard Run (no touchdown): 51 by Dreamius Smith vs. Maryland/Sept. 21, 2013
50-Yard Touchdown Run: 75 by Dreamius Smith at Oklahoma/Sept. 7, 2013
2 Rushing Touchdowns: 2 by Charles Sims vs. Iowa State/Nov. 30, 2013
2 Rushing Touchdowns in Back-to-Back Games: 2 by Andrew Buie at Texas/Oct. 6, 2012 and vs. Baylor/Sept. 29, 2012
3 Rushing Touchdowns: 3 by Charles Sims vs. Texas/Nov. 9, 2013
Double 100-Yard Rushers: by Pat White (200) and Noel Devine (154) at Louisville/Nov. 22, 2008
Double 200-Yard Rushers: by Pat White (220) and Steve Slaton (215) at Pitt/Nov. 16, 2006
30 Pass Completions: 36 by Geno Smith at Oklahoma State/Nov. 10, 2012
20 Pass Completions: 21 by Clint Trickett vs. Iowa State/Nov. 30, 2013
15 Pass Completions: 21 by Clint Trickett vs. Iowa State/Nov. 30, 2013
Consecutive Completions: 21 by Geno Smith vs. Kansas/Dec. 1, 2012
60 Pass Attempts: 65 by Geno Smith vs. LSU/Sept. 24, 2011
50 Pass Attempts: 50 by Clint Trickett vs. Oklahoma State/Sept. 28, 2013
40 Pass Attempts: 42 by Paul Millard at Kansas/Nov. 16, 2013
35 Pass Attempts: 37 by Clint Trickett vs. Iowa State/Nov. 30, 2013
30 Pass Attempts: 37 by Clint Trickett vs. Iowa State/Nov. 30, 2013
3 Touchdown Passes: 3 by Ford Childress vs. Georgia State/Sept. 14, 2013
4 Touchdown Passes: 4 by Geno Smith vs. Oklahoma/Oct. 17, 2012
5 Touchdown Passes: 8 by Geno Smith vs. Baylor/Sept. 29, 2012
6 Touchdown Passes: 8 by Geno Smith vs. Baylor/Sept. 29, 2012
300 Yards Passing: 356 by Clint Trickett vs. Iowa State/Nov. 30, 2013
400 Yards Passing: 407 by Geno Smith vs. Kansas/Dec. 1, 2012
500 Yards Passing: 656 by Geno Smith vs. Baylor/Sept. 29, 2012
600 Yards Passing: 656 by Geno Smith vs. Baylor/Sept. 29, 2012
100 Yards Rushing and Passing: by Pat White (200/122) at Louisville/Nov. 22, 2008
200 Yards Rushing and Passing: by Pat White (220/204) at Pitt/Nov. 16, 2006
100 Yards Rushing and Receiving: by Steve Slaton (215/130) at Pitt/Nov. 16, 2006
300 Yards Total Offense: 347 by Clint Trickett vs. Iowa State/Nov. 30, 2013
400 Yards Total Offense: 412 by Geno Smith vs. Kansas/Dec. 1, 2012
500 Yards Total Offense: 687 by Geno Smith vs. Baylor/Sept. 29, 2012
600 Yards Total Offense: 687 by Geno Smith vs. Baylor/Sept. 29, 2012
10 Receptions: 11 by Stedman Bailey vs. Kansas/Dec. 1, 2012
9 Receptions: 9 by Daikiel Shorts vs. Texas Tech/Oct. 19, 2013
4 Touchdown Receptions: 4 by Stedman Bailey vs. Oklahoma/Nov. 17, 2012
3 Touchdown Receptions: 4 by Stedman Bailey vs. Oklahoma/Nov. 17, 2012
2 Touchdown Receptions: 2 by Kevin White at Baylor/Oct. 4, 2013
Two Players with 2 Touchdown Receptions: 5 by Stedman Bailey and 2 by Tavon Austin vs. Baylor/Sept. 29, 2012
Double 100-Yard Receivers: 159 by Stedman Bailey and 110 by Tavon Austin vs. Kansas/Dec. 1, 2012
Three 100-Yard Receivers: 303 by Stedman Bailey, 215 by Tavon Austin and 114 by J.D. Woods vs. Baylor/Sept. 29, 2012
100 Yards Receiving: 215 by Mario Alford vs. Iowa State/Nov. 30, 2013
150 Yards Receiving: 215 by Mario Alford vs. Iowa State/Nov. 30, 2013
200 Yards Receiving: 215 by Mario Alford vs. Iowa State/Nov. 30, 2013
75-Yard Touchdown Reception: 76 by Mario Alford from Clint Trickett vs. Iowa State/Nov. 30, 2013
50-Yard Touchdown Reception: 76 by Mario Alford from Clint Trickett vs. Iowa State/Nov. 30, 2013
50-Yard Reception (no touchdown): 50 by Ronald Carswell at Kansas State/Oct. 26, 2013
Rushing and Receiving Touchdown: by Charles Sims at TCU/Nov. 2, 2013
2 Rushing and 2 Receiving Touchdowns: by Steve Slaton at Pitt/Nov. 16, 2006
Kickoff Return For Touchdown: 100 yards by Tavon Austin vs. Kansas State/Oct. 20, 2012
Returned Opening Kick for a Touchdown: 98 yards by Tavon Austin vs. UConn/Oct. 24, 2009
Punt Return For Touchdown: 76 yards by Tavon Austin vs. TCU/Nov. 3, 2012
Punt Blocked and Returned For Touchdown: 1 yard by Thandi Smith (blocked, picked up and returned) at Rutgers/Oct. 8, 2005
Punt Blocked: by Willie Milhouse at USF/Dec. 1, 2011
Punt Blocked For Touchdown: Blocked by Jerry White and recovered by Joe Hunter vs. UCF/Nov. 1, 2003
Punt Blocked For Safety: by Jewone Snow vs. Texas/Nov. 9, 2013
Interception Return For Touchdown: 32 yards by Darwin Cook at Baylor/Oct. 4, 2013
Interception Return For Touchdown by a Defensive Lineman: 19 yards by Keilen Dykes at Syracuse/Oct. 6, 2007



Daikiel Shorts



Shaq Rowell



Two Interceptions Returned for Touchdown: by Shawn Hackett (41) and Grant Wiley (22) vs. Boston College/Sept. 2, 2000

50-Yard Field Goal: 50 by Josh Lambert at Kansas State/Oct. 26, 2013

Field Goal Blocked: by Avery Williams vs. Iowa State/Nov. 30, 2013

Missed an Extra Point: by Josh Lambert at Kansas State/Oct. 26, 2013

Two Interceptions in a Game: 2 by Brodrick Jenkins at Rutgers/Oct. 29, 2011

Three Interceptions in a Game: 3 by Vann Washington vs. Louisiana Tech/Oct. 29, 1994

Four Interceptions in a Game: 4 by Mike Slater vs. Kentucky/Nov. 1, 1969

Intercepted Fumble Returned For Touchdown: no instance yet found

Fumble Returned For Touchdown: 38 yards by Karl Joseph vs. Iowa State/Nov. 30, 2013

Fumble Recovered For Touchdown: 0 yards by Karl Joseph at Baylor/Oct. 4, 2013

Two-Point Conversion By Rush: Tavon Austin at Iowa State/Nov. 23, 2012

Two-Point Conversion By Pass: Jock Sanders from Geno Smith at Marshall/Sept. 10, 2010

Defensive Extra Point: Matt Taffoni interception return at Pitt/Oct. 15, 1994

Extra Point Blocked: by Rick Sherrod at Maryland/Sept. 29, 2001

Team Gained 300 Yards Rushing: 458 vs. Oklahoma/Nov. 17, 2012

Team Gained 400 Yards Rushing: 458 vs. Oklahoma/Nov. 17, 2012

Team Gained 500 Yards Rushing: 517 vs. Connecticut/Nov. 24, 2007

Team Failed To Gain 100 Yards Rushing: 68 vs. Oklahoma State/Sept. 28, 2013

Team Failed To Gain 50 Yards Rushing: 25 vs. Maryland/Sept. 22, 2012

Team Gained 300 Yards Passing: 356 vs. Iowa State/Nov. 30, 2013

Team Gained 400 Yards Passing: 407 vs. Kansas/Dec. 1, 2012

Team Failed To Gain 100 Yards Passing: 62 vs. Maryland/Sept. 21, 2012

Team Gained 500 Yards Total Offense: 568 vs. Iowa State/Nov. 30, 2013

Team Gained 600 Yards Total Offense: 604 vs. Georgia State/Sept. 14, 2013

Team Gained 700 Yards Total Offense: 778 vs. Oklahoma/Nov. 17, 2012

Team Gained 800 Yards Total Offense: 807 vs. Baylor/Sept. 29, 2012

Team Failed To Gain 200 Yards Total Offense: 175 vs. Maryland/Sept. 21, 2013

Team Failed To Get A First Down: no instance yet found

Team Failed To Get A Rushing First Down: vs. Texas Western/Nov. 25, 1950

Team Failed To Get A Passing First Down: vs. South Carolina/Dec. 30, 1969

Team Failed To Get a Third Down Conversion: vs. Syracuse (0/10)/Dec. 29, 2012

Team Had Six Turnovers: two interceptions, four fumbles vs. Maryland/Sept. 21, 2013

Successful Fake Punt: 18-yard run by Zac Cooper vs. Rutgers/Oct. 4, 2008

Scored 70+ Points: 70 vs. Baylor/Sept. 29, 2012

Scored 60+ Points: 70 vs. Baylor/Sept. 29, 2012

Scored 50+ Points: 59 vs. Kansas/Dec. 1, 2012

Scored 40+ Points: 44 vs. Iowa State/Nov. 30, 2013

Scored 30+ Points: 44 vs. Iowa State/Nov. 30, 2013

Scored 40+ points in a Half: 49 vs. Clemson/Jan. 4, 2012

Scored 30+ points in a Quarter: 35 vs. Clemson (2nd)/Jan. 4, 2012

Shutout Recorded: 31-0 vs. Coastal Carolina/Sept. 4, 2010

Safety Scored: Jewone Snow blocked a punt that went out of the end zone against Texas /Nov. 9, 2013

Two Safeties Scored: at Syracuse/Sept. 25, 2000

Played An Overtime Game: L/55-44 (3OT) vs. Iowa State/Nov. 30, 2013

Played back-to-back Overtime Games: L 47-40 (1OT) vs. Texas/Nov. 9, 2013;

W 30-27 (1OT) at TCU/Nov. 2, 2013

Won Game Without An Offensive TD: at Syracuse/Sept. 5, 2005

Won Game Without a Rushing TD: vs. Maryland/Sept. 22, 2012

Versus West Virginia ...

30 Rushing Attempts: 33 by Jordan Todman of UConn/Oct 29, 2010

100 Rushing Yards: 211 by James Sims of Kansas/Nov. 16, 2013

200 Rushing Yards: 211 by James Sims of Kansas/Nov. 16, 2013

75-Yard Run: 80 by Lache Seastrunk of Baylor/Oct. 4, 2013

50-Yard Touchdown Run: 54 by Grant Rohach of Iowa State/Nov. 30, 2013

50-Yard Non-Touchdown Run: 62 by James Sims of Kansas/Nov. 16, 2013

3 Rushing Touchdowns: 3 by James Sims of Kansas/Nov. 16, 2013

2 Players Rushing for 100 Yards: by Lache Seastrunk (172) and Shock Linwood (126) of Baylor/Oct. 4, 2013

20 Pass Completions: 25 by Grant Rohach of Iowa State/Nov. 30, 2013

30 Pass Completions: 40 by Casey Pachall of TCU/Nov. 2, 2013

50 Pass Attempts: 58 by Casey Pachall of TCU/Nov. 2, 2013

40 Pass Attempts: 49 by Case McCoy vs. Texas/Nov. 9, 2013

30 Pass Attempts: 39 by Grant Rohach of Iowa State/Nov. 30, 2013

3 Touchdown Passes: 4 by Grant Rohach of Iowa State/Nov. 30, 2013

4 Touchdown Passes: 4 by Grant Rohach of Iowa State/Nov. 30, 2013

300 Yards Passing: 331 by Grant Rohach of Iowa State/Nov. 30, 2013



Dreamius Smith



Wendell Smallwood



THE LAST TIME ...

400 Yards Passing: 462 by Davis Webb of Texas Tech/Oct. 19, 2013
500 Yards Passing: 554 by Landry Jones of Oklahoma/Nov. 17, 2012
100 Yards Rushing & 200 Yards Passing: by B.J. Daniels of USF (104/232)/Oct. 30, 2009
100 Yards Rushing & 100 Yards Passing: by Sam Richardson of Iowa State (119/162)/Nov. 23, 2012
300 Yards Total Offense: 397 by Grant Rohach of Iowa State/Nov. 30, 2013
10 Receptions: 11 by Trevone Boykin of TCU/Nov. 2, 2013
2 Touchdown Receptions: 2 by Quenton Bundrage and Justin Coleman of Iowa State/Nov. 30, 2013
3 Touchdown Receptions: 3 by Tyler Lockett of Kansas State/Oct. 26, 2013
4 Touchdown Receptions: 4 by Kenny Stills of Oklahoma/Nov. 17, 2012
100 Yards Receiving: 100 by Trevone Boykin of TCU/Nov. 2, 2013
150 Yards Receiving: 170 by Antwan Goodley of Baylor/Oct. 4, 2013
200 Yards Receiving: 314 by Terance Williams of Baylor/Sept. 29, 2012
Double 100-Yard Receivers: 112 by Curry Sexton and III by Tyler Lockett of Kansas State/Oct. 26, 2013
50-Yard Touchdown Reception: 62 by Quenton Bundrage from Grant Rohach of Iowa State/Nov. 30, 2013
75-Yard Touchdown Reception: 76 by Jalen Saunders from Landry Jones of Oklahoma/Nov. 17, 2012
50-Yard Reception (no touchdown): 76 by Sterling Shepard from Landry Jones of Oklahoma/Nov. 17, 2012
Rushing and Receiving Touchdown: 2 rushing & 1 receiving by Prince Tyson-Gulley of Syracuse/Dec. 29, 2012
Passing and Rushing Touchdown: by Grant Rohach of Iowa State/Nov. 30, 2013
Kickoff Return For Touchdown: 96 yards Justin Gilbert of Oklahoma State/Nov. 10, 2012
Opening Kickoff Return for Touchdown: 100 yards by Mardy Gilyard of Cincinnati/Nov. 8, 2008
Punt Return For Touchdown: 87 yards by Andrew Booker of Marshall/Sept. 4, 2011
2 Players Return Punts For Touchdown: by DeJuan Tribble (41) and Will Blackmon (71) of Boston College/Nov. 13, 2004
Punt Blocked: blocked by C.J. Crawford of Marshall/Sept. 1, 2012
Punt Blocked/Recovered in End Zone For Touchdown: blocked by Alex Lewis and recovered in end zone by Kareem Timbers of Wisconsin/Aug. 30, 2003
Punt Blocked/Returned For Touchdown: blocked by Marcus Gildersleeve and returned 17 yards by Ricky Hall of Virginia Tech/Oct. 31, 1998
Interception Return For Touchdown: 28 yards by A.J. Hendy of Maryland/Sept. 21, 2013
50-Yard Field Goal: 50 by Brad Craddock of Maryland/Sept. 21, 2013
Field Goal Blocked: by Kebo Agostinho of Kansas/Nov. 16, 2013
Blocked Field Goal Returned For Touchdown: 82 yards by Andrew Johnson of Louisville/Nov. 5, 2011
Intercepted Fumble Returned For Touchdown: 75 yards by Tim Quense of Pitt/Oct. 1, 1983
Fumble Recovered/Returned For Touchdown: 0 yards by Jackson Jeffcoat of Texas/Oct. 6, 2012
Two-Point Conversion By Rush: by Davin Meggett of Maryland/Sept. 17, 2011
Two-Point Conversion By Pass: by E.J. Bibbs from Grant Rohach of Iowa State/Nov. 30, 2013
Defensive Extra Point: has not yet occurred
Extra Point Blocked: by Travis Britz of Kansas State/Oct. 26, 2013
Punt Blocked For Safety: by Chris Nofoaiga of Idaho/Oct. 7, 2000
Team Gained 400 Yards Rushing: 468 by Baylor/Oct. 4, 2013
Team Gained 300 Yards Rushing: 315 by Kansas/Nov. 16, 2013
Team Gained 200 Yards Rushing: 244 by Iowa State/Nov. 30, 2013
Team Failed To Gain 100 Yards Rushing: 60 by TCU/Nov. 2, 2013
Team Finished With Negative Rushing Yards: Minus-10 by Maryland/Sept. 18, 2010
Team Gained 300 Yards Passing: 331 by Iowa State/Nov. 30, 2013
Team Gained 400 Yards Passing: 462 by Texas Tech/Oct. 19, 2013
Team Failed To Gain 100 Yards Passing: 84 by Georgia State/Sept. 14, 2013
Team Gained 500 Yards Total Offense: 575 by Iowa State/Nov. 30, 2013
Team Failed To Gain 250 Yards Total Offense: 220 by Georgia State/Sept. 14, 2013
Team Failed To Gain 200 Yards Total Offense: 187 by Marshall/Sept. 4, 2011
Team Failed To Gain 100 Yards Total Offense: 90 by Rutgers/Oct. 12, 2002
Team Failed To Get A First Down: no instance yet found
Team Failed To Get A Rushing First Down: by Western Michigan/Sept. 7, 1996
Team Failed To Get A Passing First Down: by Pitt/Oct. 10, 1981
Successful Fake Punt: by Kirby Van Der Kamp of Iowa State/Nov. 30, 2012
Team Scored 50+ Points: 52 by Iowa State/Nov. 30, 2013
Team Scored 40+ Points: 52 by Iowa State/Nov. 30, 2013
Team Scored 30+ Points: 52 by Iowa State/Nov. 30, 2013
Shutout Recorded: 37-0 by Maryland/Sept. 21, 2013
Safety Scored: When WVU's Geno Smith was tackled in the end zone by Syracuse's Cameron Lynch and Siriki Diabate, and when Smith was called for intentional grounding when he was being tackled by Brandon Sharpe/Dec. 29, 2012
Two Safeties Scored: When WVU's Geno Smith was tackled in the end zone by Syracuse's Cameron Lynch and Siriki Diabate, and when Smith was called for intentional grounding when he was being tackled by Brandon Sharpe/Dec. 29, 2012



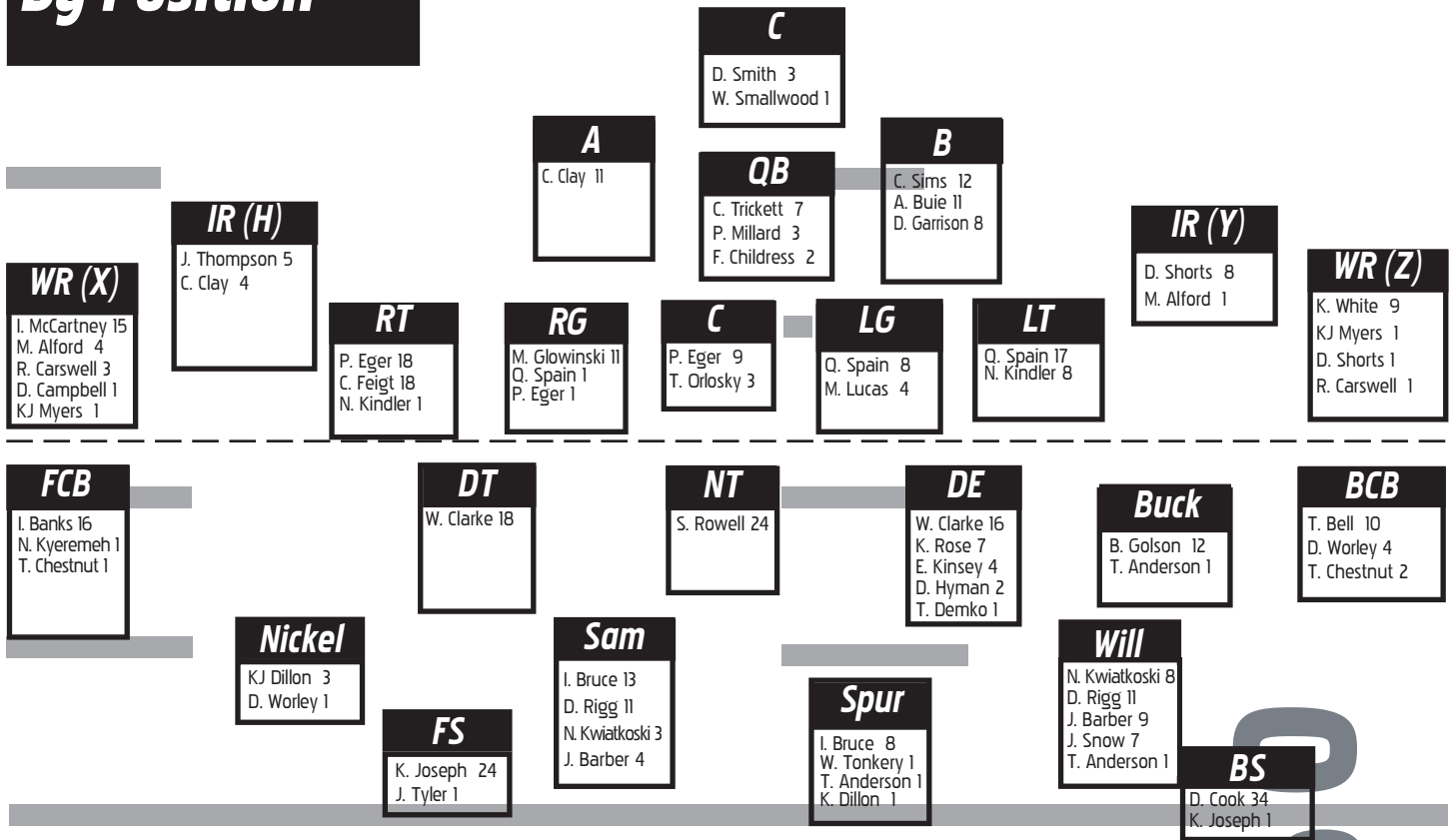
Darwin Cook



Karl Joseph



Career Starts By Position



2013 Offense Game-By-Game Starters

Game	WR (X)	IR (H)	IR (Y)	WR (Z)	LT	LG	C	RG	RT	A	B	C	QB
William & Mary	I. McCartney	---	---	KJ Myers	Q. Spain	M. Lucas	T. Orlosky	M. Glowinski	C. Feigt	C. Clay	C. Sims	D. Smith	P. Millard
Oklahoma	I. McCartney	---	J. Thompson	D. Shorts	Q. Spain	M. Lucas	T. Orlosky	M. Glowinski	C. Feigt	C. Clay	C. Sims	---	P. Millard
Georgia State	R. Carswell	---	M. Alford	K. White	Q. Spain	M. Lucas	P. Eger	M. Glowinski	C. Feigt	C. Clay	C. Sims	---	F. Childress
Maryland	I. McCartney	---	D. Shorts	K. White	Q. Spain	M. Lucas	T. Orlosky	M. Glowinski	C. Feigt	---	C. Sims	D. Smith	F. Childress
Oklahoma State	I. McCartney	J. Thompson	D. Shorts	R. Carswell	N. Kindler	Q. Spain	P. Eger	M. Glowinski	C. Feigt	---	C. Sims	---	C. Trickett
Baylor	K.J. Myers	---	D. Shorts	K. White	N. Kindler	Q. Spain	P. Eger	M. Glowinski	C. Feigt	C. Clay	C. Sims	---	C. Trickett
Texas Tech	R. Carswell	---	D. Shorts	K. White	N. Kindler	Q. Spain	P. Eger	M. Glowinski	C. Feigt	---	C. Sims	D. Smith	C. Trickett
Kansas State	R. Carswell	---	D. Shorts	K. White	N. Kindler	Q. Spain	P. Eger	M. Glowinski	C. Feigt	C. Clay	C. Sims	---	C. Trickett
TCU	M. Alford	---	D. Shorts	K. White	N. Kindler	Q. Spain	P. Eger	M. Glowinski	C. Feigt	C. Clay	C. Sims	---	C. Trickett
Texas	M. Alford	---	---	K. White	N. Kindler	Q. Spain	P. Eger	M. Glowinski	C. Feigt	C. Clay	C. Sims	W. Smallwood	C. Trickett
Kansas	M. Alford	---	D. Shorts	K. White	N. Kindler	Q. Spain	P. Eger	M. Glowinski	C. Feigt	C. Clay	C. Sims	---	P. Millard
Iowa State	M. Alford	---	D. Shorts	K. White	N. Kindler	Q. Spain	P. Eger	M. Glowinski	C. Feigt	C. Clay	C. Sims	---	C. Trickett

2013 Defense Game-By-Game Starters

Game	DT	NT	DE	Buck	Sam	Will	Spur	FCB	FS	BS	NS	BCB	FCB
William & Mary	W. Clarke	S. Rowell	E. Kinsey	B. Golson	D. Rigg	N. Kwiatkoski	I. Bruce	I. Banks	K. Joseph	D. Cook	---	T. Bell	---
Oklahoma	W. Clarke	S. Rowell	E. Kinsey	B. Golson	D. Rigg	N. Kwiatkoski	I. Bruce	I. Banks	K. Joseph	D. Cook	---	T. Bell	---
Georgia State	W. Clarke	S. Rowell	E. Kinsey	B. Golson	---	N. Kwiatkoski	T. Anderson	I. Banks	K. Joseph	D. Cook	---	T. Bell	D. Worley
Maryland	W. Clarke	S. Rowell	K. Rose	B. Golson	J. Barber	N. Kwiatkoski	I. Bruce	I. Banks	K. Joseph	D. Cook	---	T. Bell	---
Oklahoma State	W. Clarke	S. Rowell	K. Rose	B. Golson	D. Rigg	J. Barber	---	I. Banks	K. Joseph	D. Cook	K. Dillon	T. Bell	---
Baylor	W. Clarke	S. Rowell	D. Hyman	B. Golson	---	J. Barber	I. Bruce	I. Banks	K. Joseph	D. Cook	K. Dillon	T. Bell	---
Texas Tech	W. Clarke	S. Rowell	D. Hyman	B. Golson	J. Barber	N. Kwiatkoski	---	I. Banks	K. Joseph	D. Cook	K. Dillon	D. Worley	---
Kansas State	W. Clarke	S. Rowell	K. Rose	B. Golson	J. Barber	N. Kwiatkoski	I. Bruce	I. Banks	K. Joseph	D. Cook	---	T. Bell	---
TCU	W. Clarke	S. Rowell	K. Rose	B. Golson	J. Barber	N. Kwiatkoski	K. Dillon	I. Banks	K. Joseph	D. Cook	---	T. Bell	---
Texas	W. Clarke	S. Rowell	K. Rose	B. Golson	J. Barber	N. Kwiatkoski	I. Bruce	I. Banks	K. Joseph	D. Cook	---	D. Worley	---
Kansas	W. Clarke	S. Rowell	K. Rose	B. Golson	N. Kwiatkoski	T. Anderson	I. Bruce	I. Banks	K. Joseph	D. Cook	---	D. Worley	---
Iowa State	W. Clarke	S. Rowell	T. Demko	B. Golson	D. Rigg	N. Kwiatkoski	---	I. Banks	D. Worley	K. Joseph	J. Tyler	T. Bell	---





5

Mario Alford
WR, 5-9, 175, Jr.
Greenville, Ga.

2013 Notes

- ▶ Transferred to West Virginia from Georgia Military
- ▶ Ranked No. 15 in the Big 12 in receiving yards and No. 16 in receiving yards per game
- ▶ Nearly doubled his season total with a career-best 215 yards receiving on a season-high eight catches against Iowa State: total matches third-best WVU single-game performance
- ▶ First Mountaineer to gain 200 yards receiving since 2012 (Stedman Bailey, 205 yards vs. Oklahoma)
- ▶ Scored on a career-best 76-yard reception against the Cyclones, the team's longest play from scrimmage of 2013
- ▶ Recorded four receptions for 97 yards and scored his first career touchdown against Texas
- ▶ In second start of season, gained 62 yards on three catches at TCU
- ▶ Hauled in two catches for 43 yards against Oklahoma State
- ▶ Caught four catches for 33 yards vs. Georgia State; also netted a career-best 22 yards rushing
- ▶ First reception at Oklahoma
- ▶ Saw first action in a Mountaineer uniform vs. William & Mary

2013 Game-By-Game

Opponent	Att.	Net.	Avg.	TDs	Lg	Rec.	Yds.	TD
W&M	1	7	7.0	0	7	0	0	0
at Okla.	0	0	0	0	0	2	11	0
Ga. State	2	22	11.0	0	24	4	33	0
Maryland	0	0	0	0	0	0	0	0
Okla. St.	0	0	0	0	0	2	43	0
at Baylor	0	0	0	0	0	0	0	0
Texas Tech	1	-2	-2.0	0	0	1	15	0
at K-State	0	0	0	0	0	0	0	0
at TCU	0	0	0	0	0	3	62	0
Texas	1	20	20.0	0	20	4	97	1
at Kansas	0	0	0	0	0	3	76	0
Iowa State	0	0	0	0	0	8	215	1
Totals	5	51	9.4	0	24	27	552	2

2013 Single-Game Bests

Receptions..... 8 vs. Iowa State
 Receiving Yards..... 215 vs. Iowa State
 Receiving Touchdowns..... 1 vs. Texas, vs. Iowa State
 Long Reception..... 76 vs. Iowa State
 Rushing Yards..... 22 vs. Georgia State
 Rushing Attempts..... 2 vs. Georgia State
 Rushing Touchdowns.....
 Long Rush..... 24 vs. Georgia State



7

Ford Childress
QB, 6-4, 233, r-Fr.
Houston, Texas

2013 Notes

- ▶ Redshirted in 2012
- ▶ Named Athlon Sports' national freshman of the week following career debut vs. Georgia State
- ▶ Completed 11 passes against Maryland, including a long of 12 yards
- ▶ Made Mountaineer career debut vs. Georgia State and passed for 359 yards and three touchdowns on 25 attempts, including a long of 45
- ▶ His 359 passing yards vs. the Panthers were a single-game career best for a WVU freshman QB
- ▶ First career scoring pass, a 21-yard connection with Daikiel Shorts in the first quarter vs. Georgia State, also was the first career TD reception for Shorts

2013 Game-By-Game

Opponent	Comp.	Att.	Int.	Pct.	Yards	TDs	Lg
W&M				DNP			
at Okla.				DNP			
Ga. State	25	41	1	.610	359	3	45
Maryland	11	22	2	.500	62	0	12
Okla. St.				DNP			
at Baylor				DNP			
Texas Tech				DNP			
at K-State				DNP			
at TCU				DNP			
Texas				DNP			
at Kansas				DNP			
Iowa State				DNP			
Totals	36	63	3	.571	421	3	45

2013 Single-Game Bests

Rushing Yards..... 15 vs. Georgia State
 Rushing Attempts..... 4 vs. Maryland
 Rushing Touchdowns.....
 Long Rush..... 3 vs. Maryland
 Passing Attempts..... 41 vs. Georgia State
 Passing Completions..... 25 vs. Georgia State
 Passing Touchdowns..... 3 vs. Georgia State
 Long Completion..... 45 vs. Georgia State

Childress' Passing Statistics

Year	Games	C/A	Pct.	Yards	TD	Int.	Long
2013	2	36/63	.571	421	3	3	45



88

Cody Clay
WR, 6-4, 215, r-So.
Alum Creek, W.Va.

2013 Notes

- ▶ Played in 25 career games and started 15
- ▶ Gave the Mountaineers a big, strong blocker as a fullback and also provided big target as a receiver
- ▶ Recorded first career touchdown at TCU, turning an 11-yard catch into a score to jump-start WVU's fourth-quarter comeback
- ▶ Career day vs. Oklahoma State, pulling in three catches for 27 yards
- ▶ Hauled in a 7-yard catch vs. Georgia State
- ▶ Finished with a two-yard catch at Oklahoma

2013 Game-By-Game

Opponent	No.	Yards	Avg.	TDs	Lg
William & Mary	0	0	0	0	0
at Oklahoma	1	2	2.0	0	2
Georgia State	1	7	7.0	0	7
Maryland	1	11	11.0	0	11
Oklahoma State	3	27	9.0	0	12
at Baylor	0	0	0	0	0
Texas Tech	1	9	9.0	0	9
at Kansas State	0	0	0	0	0
at TCU	1	11	11.0	1	11
Texas	0	0	0	0	0
at Kansas	0	0	0	0	0
Iowa State	1	6	6.0	0	6
Totals	9	73	8.1	1	12

2013 Single-Game Bests

Receptions..... 3 vs. Oklahoma State
 Receiving Yards..... 27 vs. Oklahoma State
 Receiving Touchdowns..... 1 at TCU
 Long Reception..... 12 vs. Oklahoma State

Career Bests

Receptions..... 3 vs. Oklahoma State (13)
 Receiving Yards..... 27 vs. Oklahoma State (13)
 Receiving Touchdowns..... 1 at TCU (13)
 Long Reception..... 19 vs. Oklahoma (12)

Clay's Receiving Statistics

Year	Games	No.	Yards	Avg.	TD	Long
2013	12	9	73	8.1	1	12
2012	13	2	29	14.5	0	19
Totals	25	11	102	9.3	1	19





29

Dustin Garrison
RB, 5-8, 183, Jr.
Pearland, Texas

2013 Notes

- ▶ Played in 25 career games and started eight
- ▶ Season-high three carries for 16 yards at OU; season-long run of 16 yards

2013 Game-By-Game

Opponent	Att.	Net.	Avg.	TDs	Lg	Rec.	Yds.	TD
W&M	1	3	3.0	0	3	0	0	0
at Okla.	3	16	5.3	0	16	0	0	0
Ga. State	0	0	0	0	0	0	0	0
Maryland			DNP					
Okla. St.			DNP					
at Baylor			DNP					
Texas Tech			DNP					
at K-State			DNP					
at TCU			DNP					
Texas			DNP					
at Kansas			DNP					
Iowa State			DNP					
Totals	4	19	4.8	0	16	0	0	0

2013 Single-Game Bests

Rushing Yards.....	16 at Oklahoma
Rushing Attempts.....	3 at Oklahoma
Rushing Touchdowns.....	
Long Rush.....	16 at Oklahoma
Receptions.....	
Receiving Yards.....	
Receiving Touchdowns.....	
Long Reception.....	

Career Highs

Rushing Yards.....	291 vs. Bowling Green (11)
Rushing Attempts.....	32 vs. Bowling Green (11)
Rushing Touchdowns.....	2 vs. Bowling Green (11)
Long Rush.....	49 vs. Bowling Green (11)
Receptions.....	5 at Syracuse (11)
Receiving Yards.....	51 vs. Norfolk State (11)
Receiving Touchdowns.....	
Long Reception.....	36 vs. Norfolk State (11)

Garrison's Rushing Statistics

Year	Games	Att.	Yards	Avg.	TD	Long
2013	3	4	19	4.8	0	16
2012	10	46	207	4.5	2	26
2011	12	136	742	5.5	6	42
Totals	25	186	968	5.2	8	42



85

Ivan McCartney
WR, 6-1, 185, Sr.
Miami, Fla.

2013 Notes

- ▶ Played in 44 career games and started 15
- ▶ Had second-best performance of season vs. Iowa State, catching three passes for 28 yards
- ▶ Caught first touchdown in two seasons with a game-best 45-yard reception vs. Georgia State
- ▶ Finished with three catches for 26 yards at OU
- ▶ Started his first game back at WVU against William & Mary

2013 Game-By-Game

Opponent	No.	Yards	Avg.	TDs	Lg
William & Mary	2	15	7.5	0	11
at Oklahoma	3	26	8.7	0	11
Georgia State	2	66	33.0	1	45
Maryland	0	0	0	0	0
Oklahoma State	1	13	13.0	0	13
at Baylor			DNP		
Texas Tech	0	0	0	0	0
at Kansas State	1	12	12.0	0	12
at TCU	0	0	0	0	0
Texas	0	0	0	0	0
at Kansas	0	0	0	0	0
Iowa State	3	28	9.3	0	19
Totals	12	160	13.3	1	45

2013 Single-Game Bests


Receptions.....	3 at Oklahoma, vs. Iowa State
Receiving Yards.....	66 vs. Georgia State
Receiving Touchdowns.....	1 vs. Georgia State
Long Reception.....	45 vs. Georgia State

Career Highs

Receptions.....	8 at Maryland (11)
Receiving Yards.....	131 vs. UConn (11)
Receiving Touchdowns.....	1 (4 times)
Long Reception.....	52 vs. Marshall (12)

McCartney's Receiving Statistics

Year	Games	No.	Yards	Avg.	TD	Long
2013	11	12	160	13.3	1	45
2012	8	9	112	12.4	0	52
2011	13	49	585	11.9	3	51
2010	12	1	4	4.0	0	4
Totals	44	71	861	12.1	4	52



14

Paul Millard
QB, 6-2, 220, Jr.
Flower Mound, Texas

2013 Notes

- ▶ Primary backup in 2012 and 2011
- ▶ Played in 19 career games and started three
- ▶ Ranked No. 15 in Big 12 passing touchdowns and passing yards
- ▶ Threw two touchdown passes at Kansas, finishing day with a career-high 23 completions on 42 attempts, also a career best
- ▶ Entered in the first quarter against Texas and went 16-of-32 for a career-high 259 yards and one touchdown
- ▶ Entered in the fourth quarter at Kansas State and completed four passes
- ▶ Played in relief of Clint Trickett at Baylor and threw a career-high two touchdowns; finished night 8-of-13 for 115 yards
- ▶ Completed 21-of-41 for 218 yards at OU with a long completion of 33 yards
- ▶ Solid in his first career start, throwing for 237 yards against William & Mary

2013 Game-By-Game

Opponent	Comp.	Att.	Int.	Pct.	Yards	TDs	Lg
W&M	19	25	0	.760	237	1	69
at Okla.	21	41	1	.512	218	0	33
Ga. State				DNP			
Maryland				DNP			
Okla. St.	1	1	0	1.000	11	0	11
at Baylor	8	13	0	.615	115	2	43
Texas Tech				DNP			
at K-State	4	14	1	.267	37	0	17
at TCU				DNP			
Texas	16	32	2	.500	259	1	72
at Kansas	23	42	2	.548	242	2	46
Iowa State				DNP			
Totals	93	168	6	.554	1122	6	72

2013 Single-Game Bests

Rushing Yards.....	0 at Kansas State
Rushing Attempts.....	5 vs. Texas
Rushing Touchdowns.....	
Long Rush.....	3 at Kansas
Passing Attempts.....	42 at Kansas
Passing Completions.....	23 at Kansas
Passing Touchdowns.....	2 at Baylor, at Kansas
Long Completion.....	72 vs. Texas

Career Highs

Rushing Yards.....	3 vs. Norfolk State (11)
Rushing Attempts.....	5 vs. Texas
Rushing Touchdowns.....	
Long Rush.....	3 at Kansas (13)
Passing Attempts.....	42 at Kansas (13)
Passing Completions.....	23 at Kansas (13)
Passing Touchdowns.....	2 at Baylor (13), at Kansas (13)
Long Completion.....	72 vs. Texas (13)

Millard's Passing Statistics

Year	Games	C/A	Pct.	Yards	TD	Int.	Long
2013	7	93/168	.554	1122	6	6	72
2012	7	9/19	.474	87	2	1	37
2011	4	7/15	.467	124	1	2	45
Totals	18	109/202	.540	1333	9	9	72





19

KJ Myers
WR, 6-2, 196, r-Sr.
Jacksonville, Fla.

2013 Notes

- ▶ Played in 22 career games and started two
- ▶ Tallied two catches at Baylor for 17 yards
- ▶ Caught a game-high six catches versus Georgia State for a career-best 64 yards
- ▶ Earned first career start vs. William & Mary and averaged 10 yards per catch

2013 Game-By-Game

Opponent	No.	Yards	Avg.	TDs	Lg
William & Mary	3	30	10.0	0	16
at Oklahoma	0	0	0	0	0
Georgia State	6	64	10.67	0	22
Maryland	0	0	0	0	0
Oklahoma State	0	0	0	0	0
at Baylor	2	17	8.5	0	9
Texas Tech	0	0	0	0	0
at Kansas State	0	0	0	0	0
at TCU	0	0	0	0	0
Texas	0	0	0	0	0
at Kansas	0	0	0	0	0
Iowa State	0	0	0	0	0
Totals	11	111	10.1	0	22

2013 Single-Game Bests

Receptions.....6 vs. Georgia State
 Receiving Yards.....64 vs. Georgia State
 Receiving Touchdowns.....
 Long Reception.....22 vs. Georgia State

Career Highs

Receptions.....6 vs. Georgia State (13)
 Receiving Yards.....64 vs. Georgia State (13)
 Receiving Touchdowns.....1 vs. Marshall (12)
 Long Reception.....22 vs. Georgia State (13)

Myers' Receiving Statistics

Year	Games	No.	Yards	Avg.	TD	Long
2013	12	11	111	10.1	0	22
2012	9	2	9	4.5	1	6
Totals	21	13	120	9.2	1	22



6

Dakiel Shorts
WR, 6-1, 195, Fr.
Clayton, N.J.

2013 Notes

- ▶ Enrolled at West Virginia in January 2013
- ▶ Ranked No. 13 in the Big 12 in receptions per game and No. 17 in receiving yards
- ▶ Ranked No. 19 in the Big 12 Conference in receiving yards per game
- ▶ Caught a game-high six passes at Kansas
- ▶ Led WVU with six catches for a career-high 98 yards at TCU
- ▶ Grabbed three catches at Kansas State
- ▶ Career day against Texas Tech, catching a game-best nine passes for a team-best 78 yards
- ▶ First Mountaineer to catch at least nine passes since Stedman Bailey (11 vs. Kansas, 12/1/12)
- ▶ Caught a career-long 28-yard catch at Baylor
- ▶ Caught a team-best five catches for 32 yards vs. Oklahoma State
- ▶ Made five catches, including two touchdowns, for a game-best 88 yards vs. Georgia State
- ▶ First Mountaineer to catch at least two TDs in a game since Stedman Bailey (vs. Syracuse, 12/29/12)
- ▶ First career TD reception, a 21-yard catch in the first quarter vs. Georgia State, also was first career TD pass for Ford Childress
- ▶ Hauled in a team-best seven catches in his WVU debut vs. William & Mary, including a long of 15

2013 Game-By-Game


Opponent	No.	Yards	Avg.	TDs	Lg
William & Mary	7	63	9.0	0	15
at Oklahoma	0	0	0	0	0
Georgia State	5	88	17.6	2	26
Maryland	0	0	0	0	0
Oklahoma State	5	32	6.4	0	11
at Baylor	2	35	17.5	0	28
Texas Tech	9	78	8.67	0	22
at Kansas State	3	36	12.0	0	20
at TCU	6	98	16.3	0	38
Texas	0	0	0	0	0
at Kansas	6	40	6.67	0	12
Iowa State	2	25	12.5	0	22
Totals	45	495	11.0	2	38

2013 Single-Game Bests

Receptions.....9 vs. Texas Tech
 Receiving Yards.....98 at TCU
 Receiving Touchdowns.....2 vs. Georgia State
 Long Reception.....38 at TCU

Shorts' Receiving Statistics

Year	Games	No.	Yards	Avg.	TD	Long
2013	12	45	495	11.0	2	38



3

Charles Sims
RB, 6-0, 213, r-Sr.
Houston, Texas

2013 Notes

- ▶ Big 12 Co-Offensive Player of the Week (9/30)
- ▶ Tallied 1,095 rushing yards in 2013 and became WVU's first 1,000-yard rusher since 2009
- ▶ Ranked No. 2 in the Big 12 Conference and No. 32 nationally in rushing yards
- ▶ Ranked No. 3 in the Big 12, No. 39 nationally, in rushing yards per game
- ▶ Ranked No. 2 in the Big 12, No. 33 nationally, in all-purpose yards, and No. 13 in the Big 12 in total offense
- ▶ Ranked No. 13 in the Big 12 in catches per game and No. 28 in receiving yards
- ▶ Gained 149 rushing yards on a season-high 24 attempts against Iowa State; mark put him over 1,000 yards rushing for the season
- ▶ Performance against ISU included two rushing touchdowns, including a 76-yard score, WVU's longest play from scrimmage
- ▶ Gained a team-best 128 all-purpose yards at Kansas, finishing with a rushing and receiving touchdown
- ▶ Recorded a career-high three rushing touchdowns and gained 93 yards on 24 rushes against Texas
- ▶ Excellent in TCU win, gaining a season-best 154 yards on a season-high 24 attempts, his third 100-yard rushing game of the year
- ▶ His 154-yard rushing game was the most ground yards ever against a Gary Patterson TCU defense
- ▶ Day at TCU included a 31-yard rushing TD and a 13-yard TD catch; first Mountaineer to run for and catch a TD since Tavon Austin did so at Rutgers (10/29/11)
- ▶ Led the team in rushing and receiving at Kansas State, 43 yards on the ground and seven catches for 54 yards.
- ▶ Caught his first TD in a Mountaineer uniform with a four-yard score vs. Texas Tech; also tallied 77 yards on the ground
- ▶ Scored on a season-long run of 39-yards at Baylor; finished with a team-best 92 yards rushing
- ▶ WVU's top receiver vs. OSU, grabbing five passes for 82 yards, including a career-long of 38
- ▶ Also produced on ground vs. OSU, netting a game-best 60 yards and one touchdown; finished with 157 all-purpose yards
- ▶ Caught a game- and season-best eight receptions against Maryland for a team-best 33 yards
- ▶ Ran for a team-best 116 yards on 18 carries vs.



- Georgia State, including a TD run of 32 yards
- Finished with 11 carries for 57 yards at Oklahoma, an average of 5.2 yards per carry; also had two catches for 26 yards
- Memorable in Mountaineer debut, earning a game-best 120 yards rushing on 23 carries; day included an 11-yard touchdown run on the team's first drive

2013 Game-By-Game

Opponent	Att.	Net.	Avg.	TDs	Lg	Rec.	Yds.	TD
W&M	23	120	5.2	1	19	1	12	0
at Okla.	11	57	5.2	0	16	2	26	0
Ga. State	18	116	6.4	1	32	1	10	0
Maryland	8	35	4.4	0	12	8	33	0
Okla. St.	18	60	3.3	1	25	5	82	0
at Baylor	19	92	4.8	1	39	2	16	0
Texas Tech	15	77	5.1	0	18	7	32	1
at K-State	8	43	5.4	0	13	7	54	0
at TCU	24	154	6.4	1	31	3	35	1
Texas	24	93	3.9	3	33	5	42	0
at Kansas	16	99	6.2	1	27	2	29	1
lowa State	24	149	6.2	2	76	2	30	0
Totals	208	1,095	5.3	11	76	45	401	3

2013 Single-Game Bests

Rushing Yards.....154 at TCU
 Rushing Attempts.....24 at TCU, vs. Iowa State
 Rushing Touchdowns.....3 vs. Texas
 Long Rush.....76 vs. Iowa State
 Receptions.....8 vs. Maryland
 Receiving Yards.....82 vs. Oklahoma State
 Receiving Touchdowns.....1 (3 times)
 Long Reception.....38 vs. Oklahoma State

Sims' Rushing Statistics

Year	Games	Att.	Yards	Avg.	TD	Long
2013	12	208	1,095	5.3	11	76

Sims' Receiving Statistics

Year	Games	No.	Yards	Avg.	TD	Long
2013	12	45	401	8.9	3	38



2

Dreamius Smith
RB, 5-11, 221, Jr.
Wichita, Kan.

2013 Notes

- Transferred to West Virginia from Butler CC
- Ranked No. 14 in the Big 12 in rushing yards
- Ranked No. 15 in the Big 12 in rushing yards per game
- Broke free for a 45-yard rush against Iowa State
- Scored one touchdown, rushing for 24 yards on seven carries against Texas
- Hauled in first two catches of season at TCU
- Against Texas Tech, earned a career- and game best 89 yards on the ground, including two scores
- Tallied 26 yards on the ground at Baylor
- Broke free for a game-long run of 51 yards vs. Maryland, WVU's third-longest play from scrimmage in 2013; finished with a game-best 74 yards rushing
- Netted a 10-yard TD run vs. Georgia State and finished with 60 yards rushing on 12 attempts
- Finished with 77 yards at Oklahoma, including a game-high 75 yard touchdown run
- Earned starting nod in WVU debut vs. William & Mary and gained 40 yards rushing on 12 carries

2013 Game-By-Game

Opponent	Att.	Net.	Avg.	TDs	Lg	Rec.	Yds.	TD
W&M	12	40	3.3	0	11	0	0	0
at Okla.	3	77	25.7	1	75	0	0	0
Ga. State	12	60	5.0	1	23	0	0	0
Maryland	12	74	6.2	0	51	0	0	0
Okla. St.	10	5	0.5	0	6	0	0	0
at Baylor	8	26	3.2	0	19	0	0	0
Texas Tech	16	89	5.6	2	38	0	0	0
at K-State	7	23	3.3	0	11	0	0	0
at TCU	7	6	0.9	0	5	2	11	0
Texas	7	24	3.4	1	8	0	0	0
at Kansas	4	12	3.0	0	9	0	0	0
Iowa State	5	58	11.6	0	45	0	0	0
Totals	103	494	4.8	5	75	2	11	0

2013 Single-Game Bests

Rushing Yards.....89 vs. Texas Tech
 Rushing Attempts.....16 vs. Texas Tech
 Rushing Touchdowns.....2 vs. Texas Tech
 Long Rush.....75 at Oklahoma
 Receptions.....2 at TCU
 Receiving Yards.....11 at TCU
 Receiving Touchdowns.....
 Long Reception.....9 at TCU

Smith's Rushing Statistics

Year	Games	Att.	Yards	Avg.	TD	Long
2013	12	103	494	4.8	5	75



4

Wendell Smallwood
RB, 5-11, 198, Fr.
Wilmington, Del.

2013 Notes

- Enrolled at West Virginia in January 2013
- Ranked No. 20 in the Big 12 in all-purpose yards
- Caught a career-long reception of 30 yards at Kansas; finished with a career-high 42 yards receiving
- Rushed for 18 yards on four carries against Texas, while also recording a career-high 37 yards receiving on two receptions
- Finished with 36 all-purpose yards at TCU
- Tallied a 30-yard run vs. Maryland
- Finished second on the team with 62-yards rushing vs. Georgia State
- Ran five times and gained 25 yards at Oklahoma, an average of 5.0 yards per carry with a long of 16 yards
- Also had first two receptions for 24 yards at OU, with a long of 12 yards
- Scored on a two-yard rush in his Mountaineer debut against William & Mary

2013 Game-By-Game

Opponent	Att.	Net.	Avg.	TDs	Lg	Rec.	Yds.	TD
W&M	4	22	5.5	1	11	0	0	0
at Okla.	5	25	5.0	0	16	2	24	0
Ga. State	8	62	7.8	0	38	0	0	0
Maryland	1	30	30.0	0	30	1	6	0
Okla. St.	1	1	1.0	0	1	0	0	0
at Baylor	0	0	0	0	0	0	0	0
Texas Tech	0	0	0	0	0	1	13	0
at K-State	3	4	1.3	0	4	0	0	0
at TCU	2	12	6.0	0	9	3	10	0
Texas	4	18	4.5	0	6	2	37	0
at Kansas	7	33	4.7	0	9	2	42	0
Iowa State	4	14	3.5	0	7	0	0	0
Totals	39	221	5.7	1	38	11	132	0

2013 Single-Game Bests

Rushing Yards.....62 vs. Georgia State
 Rushing Attempts.....8 vs. Georgia State
 Rushing Touchdowns.....1 vs. William & Mary
 Long Rush.....38 vs. Georgia State
 Receptions.....3 at TCU
 Receiving Yards.....42 at Kansas
 Receiving Touchdowns.....
 Long Reception.....30 at Kansas

Smallwood's Rushing Statistics

Year	Games	Att.	Yards	Avg.	TD	Long
2013	12	39	221	5.7	1	38

Smallwood's Receiving Statistics

Year	Games	No.	Yards	Avg.	TD	Long
2013	12	11	132	12.0	0	30





10

Jordan Thompson
WR, 5-7, 168, So.
Katy, Texas

2013 Notes

- ▶ Played in 22 career games and started four
- ▶ Three catches at Kansas
- ▶ Had one catch for six yards against Texas
- ▶ Hauled in a career-best five catches at TCU
- ▶ Caught three catches for a career-best 41 yards at Kansas State, including a career-long catch of 17 yards
- ▶ Had his third straight multi-catch game against Texas Tech
- ▶ Tallied two catches at Baylor
- ▶ Made first significant appearance of the season against Oklahoma State and caught three passes for 30 yards, including a career long of 17

2013 Game-By-Game

Opponent	No.	Yards	Avg.	TDs	Lg
W&M	0	0	0	0	0
at Okla.	1	5	5.0	0	5
Ga. State		DNP			
Maryland		DNP			
Okla. St.	3	30	10.0	0	17
at Baylor	2	20	10.0	0	15
Texas Tech	2	12	6.0	0	7
at K-State	3	41	13.7	0	17
at TCU	5	34	6.8	0	17
Texas	1	6	6.0	0	6
at Kansas	3	14	4.67	0	9
Iowa State	2	13	6.5	0	7
Totals	23	178	7.7	0	17

2013 Single-Game Bests

Receptions..... 5 at TCU
 Receiving Yards.....41 at Kansas State
 Receiving Touchdowns.....
 Long Reception.....17 (3 times)

Career Highs

Receptions.....5 at TCU (13)
 Receiving Yards.....41 at Kansas State (13)
 Receiving Touchdowns.....
 Long Reception.....17 (times)

Thompson's Receiving Statistics

Year	Games	No.	Yards	Avg.	TD	Long
2013	10	23	178	7.7	0	17
2012	13	13	85	6.5	0	15
Totals	23	36	263	7.3	0	17



9

Clint Trickett
QB, 6-3, 185, r-Jr.
Tallahassee, Fla.

2013 Notes

- ▶ Transferred to West Virginia from Florida State
- ▶ In 2012, played in eight games, completing 22-of-34 passes for 272 yards at FSU
- ▶ Has two years of eligibility
- ▶ Graduated from FSU in three years with bachelor's degree in social sciences
- ▶ Ranked No. 6 in the Big 12 in passing yards and No. 12 in passing touchdowns
- ▶ Threw for two scores against Iowa State, his first multi-touchdown game of the season, and finished with a season-high 356 yards passing
- ▶ Game against Cyclones included a 76-yard touchdown pass to Mario Alford, WVU's longest play from scrimmage of 2013
- ▶ Started against Texas and went 2-of-4 for 31 yards before leaving the game with an injury
- ▶ First multi-touchdown game of season, as he threw for two scores and tallied 267 yards on 25 completions at TCU
- ▶ Scored first rushing TD of season at Kansas State, running in from six yards out; finished with a season-high 21 yards rushing
- ▶ Connected on passes of 50 and 43 yards at Kansas State
- ▶ Finished with a season-best 62.8 passing percentage vs. Texas Tech; day included a season-high 27 completions
- ▶ Named WVU Offensive Player of the Week for Oklahoma State
- ▶ Earned start at Baylor and connected with Kevin White on a 39-yard touchdown
- ▶ Earned first start in a Mountaineer uniform vs. Oklahoma State and completed 24 passes for 309 yards and one touchdown
- ▶ Made Mountaineer debut vs. William & Mary and saw action in two series

2013 Game-By-Game

Opponent	Comp.	Att.	Int.	Pct.	Yards	TDs	Lg.
W&M	0	2	0	0.00	0	0	0
at Okla.				DNP			
Ga. State				DNP			
Maryland				DNP			
Okla. St.	24	50	2	46.2	309	1	44
at Baylor	9	28	1	32.1	161	1	39
Texas Tech	27	43	0	62.8	254	1	40
at K-State	15	28	0	53.6	227	0	50
at TCU	25	41	2	58.1	267	2	38
Texas	2	4	0	50.0	31	0	17
at Kansas				DNP			
Iowa State	21	37	2	56.8	356	2	76
Totals	123	233	7	52.8	1,605	7	76

2013 Single-Game Bests

Rushing Yards.....21 at Kansas State
 Rushing Attempts.....8 at Kansas State
 Rushing Touchdowns.....1 at Kansas State
 Long Rush.....12 vs. Texas Tech
 Passing Attempts.....50 vs. Oklahoma State
 Passing Completions.....27 vs. Texas Tech
 Passing Yards.....356 vs. Iowa State
 Passing Touchdowns.....2 at TCU, vs. Iowa State
 Long Completion.....76 vs. Iowa State

Trickett's Passing Statistics

Year	Games	C/A	Pct.	Yards	TD	Int.	Long
2013	8	123/233	52.8	1,605	7	7	76





11

Kevin White
WR, 6-3, 208, Jr.
Plainfield, N.J.

2013 Notes

- ▶ Transferred to WVU from Lackawanna College
- ▶ Ranked No. 15 in the Big 12 Conference in receiving yards per game, No. 16 in receiving yards and No. 19 in receptions per game
- ▶ Caught his second touchdown in as many games with a 17-yard reception against Iowa State
- ▶ Scored his fourth touchdown of the season at Kansas
- ▶ Made five receptions for 89 yards, including a long of 31 yards against Texas
- ▶ Caught a season-long catch of 43 yards at Kansas State, making it two consecutive games with at least one 40-plus yard reception
- ▶ Recorded WVU's first 100-yard receiving performance of season with a team-best 130 yards on a game-high seven catches at Baylor
- ▶ Night at Baylor included a season-high two touchdowns
- ▶ Scored first touchdown of WVU career vs. Oklahoma State, hauling in a 17-yard pass
- ▶ Caught two passes vs. Georgia State
- ▶ Made his first appearance in a Mountaineer uniform at Oklahoma
- ▶ Finished with a game-high seven catches for a game-high 80 yards at Oklahoma; long reception of 19 yards
- ▶ Missed the season opener with a shoulder injury

2013 Game-By-Game

Opponent	No.	Yards	Avg.	TDs	Lg
W&M					DNP
at Okla.	7	80	11.4	0	19
Ga. State	2	17	8.5	0	11
Maryland	0	0	0	0	0
Okla. St.	1	17	17.0	1	17
at Baylor	7	130	18.57	2	39
Texas Tech	5	77	15.4	0	40
at K-State	2	56	28.0	0	43
at TCU	1	5	5.0	0	5
Texas	5	89	17.8	0	31
at Kansas	3	9	3.0	1	4
Iowa State	2	27	13.5	1	17
Totals	35	507	14.5	5	43

2013 Single-Game Bests

Receptions.....7 at Oklahoma, at Baylor
 Receiving Yards.....130 at Baylor
 Receiving Touchdowns.....2 at Baylor
 Long Reception.....43 at Kansas State

White's Receiving Statistics

Year	Games	No.	Yards	Avg.	TD	Long
2013	11	35	507	14.5	5	43





53

Tyler Anderson
LB, 6-2, 245, r-Sr.
Morgantown, W.Va.

2013 Notes

- ▶ Played in 48 games and started four
- ▶ Set career high in solo tackles (4) and total tackles (5) at Kansas
- ▶ Tied a career-high in solo tackles (2) vs. Texas
- ▶ Made a season-high three tackles at Oklahoma

2013 Game-By-Game

Opponent	UT/AT/TT	TFLs	Sacks	FF	FR	Int	PBU
William & Mary	0/1/1	0	0	0	0	0	0
at Oklahoma	2/1/3	0	0	0	0	0	0
Georgia State	0/1/1	0	0	0	0	0	0
Maryland	0/2/2	0	0	0	0	0	0
Okla. State	0/0/0	0	0	0	0	0	0
at Baylor	0/0/0	0	0	0	0	0	0
Texas Tech	0/2/2	0	0	0	0	0	0
at K-State	0/1/1	0	0	0	0	0	0
at TCU	0/0/0	0	0	0	0	0	0
Texas	2/0/2	0	0	0	0	0	0
at Kansas	4/1/5	0	0	0	0	0	0
Iowa State	1/0/1	0	0	0	0	0	0
Totals	9/9/18	0	0	0	0	0	0

2013 Single-Game Bests


Unassisted Tackles.....4 at Kansas
 Assisted Tackles.....2 vs. Maryland, Texas Tech
 Total Tackles.....5 at Kansas
 Tackles For Loss.....
 Sacks.....
 Forced Fumbles.....
 Fumble Recoveries.....
 Interceptions.....
 Pass Breakups.....

Career Highs

Unassisted Tackles.....4 at Kansas (13)
 Assisted Tackles.....4 at Maryland (11)
 Total Tackles.....5 at Maryland (11), at Kansas (13)
 Tackles For Loss.....1 (4 times)
 Sacks.....
 Forced Fumbles.....
 Fumble Recoveries.....
 Interceptions.....1 vs. JMU (12)
 Pass Breakups.....1 vs. Baylor (12)

Anderson's Defensive Statistics

Year	GP	T/A/TT	TFL	Sacks	INT	PB	FF	FR
2013	12	9/9/18	0	0	0	0	0	0
2012	10	6/3/9	0.5/1	0	1	1	0	1
2011	13	9/8/17	4/9	0	0	0	0	0
2010	13	3/3/6	0	0	0	0	0	0
Totals	48	27/23/50	4.5/10	0	1	1	0	1



34

Ishmael Banks
CB, 6-0, 182, r-Jr.
Richmond, Va.

2013 Notes

- ▶ Played in 36 career games and started 16
- ▶ Third on the team with two INTs
- ▶ Tied a career-high in tackles (4) and pass breakups (1) vs. Iowa State
- ▶ Tied a career-high in total tackles at TCU
- ▶ Collected his second career INT at TCU
- ▶ Recorded first career fumble recovery at Kansas State
- ▶ Grabbed first career interception and ran it back 58 yards for a touchdown vs. Oklahoma State
- ▶ Tied career highs in solo tackles (4) and total tackles (4) at Oklahoma and vs. Maryland
- ▶ Recorded three solo tackles against William & Mary and vs. Maryland

2013 Game-By-Game

Opponent	UT/AT/TT	TFLs	Sacks	FF	FR	Int	PBU
William & Mary	3/0/3	0	0	0	0	0	0
at Oklahoma	4/0/4	0	0	0	0	0	0
Georgia State	1/0/1	0	0	0	0	0	0
Maryland	3/1/4	0	0	0	0	0	0
Okla. State	0/0/0	0	0	0	0	1	0
at Baylor	3/0/3	0	0	0	0	0	0
Texas Tech	1/0/1	0	0	0	0	0	0
at K-State	3/0/3	0	0	0	1	0	0
at TCU	3/1/4	0	0	0	0	1	0
Texas	3/0/3	0	0	0	0	0	0
at Kansas	2/0/2	0	0	0	0	0	0
Iowa State	2/2/4	0	0	0	0	0	1
Totals	28/4/32	0	0	0	1	2	1

2013 Single-Game Bests

Unassisted Tackles.....4 at Oklahoma
 Assisted Tackles.....2 vs. Iowa State
 Total Tackles.....4 (4 times)
 Tackles For Loss.....
 Sacks.....
 Forced Fumbles.....
 Fumble Recoveries.....1 at Kansas State
 Interceptions.....1 vs. Oklahoma State, at TCU
 Pass Breakups.....1 vs. Iowa State

Career Highs

Unassisted Tackles.....4 vs. TCU (12), at Oklahoma (13)
 Assisted Tackles.....2 vs. Iowa State (13)
 Total Tackles.....4 vs. (5 times)
 Tackles For Loss.....
 Sacks.....
 Forced Fumbles.....
 Fumble Recoveries.....1 at Kansas State (13)
 Interceptions.....1 vs. Oklahoma State (13), at TCU (13)
 Pass Breakups.....1 vs. LSU (11), vs. Iowa State (13)

Banks' Defensive Statistics

Year	GP	T/A/TT	TFL	Sacks	INT	PB	FF	FR
2013	12	28/4/32	0	0	2	1	0	1
2012	11	18/2/20	0	0	0	0	0	0
2011	13	9/2/11	0	0	0	1	0	0
Totals	36	55/8/63	0	0	2	2	0	1



33

Jared Barber
LB, 6-0, 233, Jr.
Mocksville, N.C.

2013 Notes

- ▶ Played in 32 games and started 13
- ▶ Third on the team with 71 tackles
- ▶ No. 13 in the Big 12 in tackles per game
- ▶ Fourth on the team with five TFLs
- ▶ Sustained season-ending knee injury vs. Texas
- ▶ Led WVU with a career high eight solo tackles, six assisted tackles and 14 total tackles vs. Texas
- ▶ Tied a career high in assisted tackles (5) and had first fumble recovery of the season at TCU
- ▶ Led WVU with a team-high nine tackles, including 1.5 for loss, vs. Texas Tech
- ▶ Led the team in unassisted tackles (8) and total tackles (11) at Baylor
- ▶ Led WVU with nine tackles vs. Oklahoma State
- ▶ Second on the team with seven tackles vs. UMD
- ▶ Second on the team with five tackles vs. Ga. St.

2013 Game-By-Game

Opponent	UT/AT/TT	TFLs	Sacks	FF	FR	Int	PBU
William & Mary	3/1/4	0	0	0	0	0	0
at Oklahoma	3/2/5	1/1	0	0	0	0	0
Georgia State	4/1/5	0	0	0	0	0	0
Maryland	2/5/7	1.5/4	0	0	0	0	1
Okla. State	6/3/9	1/3	0	0	0	0	0
at Baylor	8/3/11	0	0	0	0	0	0
Texas Tech	7/2/9	1.5/6	0	0	0	0	1
at K-State	1/0/1	0	0	0	0	0	0
at TCU	1/5/6	0	0	0	1	0	0
Texas	8/6/14	0	0	1	0	0	0
at Kansas							DNP
Iowa State							DNP
Totals	43/28/71	5/14	0	1	1	0	2

2013 Single-Game Bests

Unassisted Tackles.....8 at Baylor, vs. Texas
 Assisted Tackles.....6 vs. Texas
 Total Tackles.....14 vs. Texas
 Tackles For Loss.....1.5 vs. Maryland, Texas Tech
 Sacks.....
 Forced Fumbles.....1 vs. Texas
 Fumble Recoveries.....1 at TCU
 Interceptions.....
 Pass Breakups.....1 vs. Maryland, Texas Tech

Career Highs

Unassisted Tackles.....8 at Baylor (13), vs. Texas (13)
 Assisted Tackles.....6 vs. Texas (13)
 Total Tackles.....14 vs. Texas (13)
 Tackles For Loss.....2 vs. Kansas State (12)
 Sacks.....1 vs. Kansas State (12)
 Forced Fumbles.....1 vs. Texas (13)
 Fumble Recoveries.....1 vs. TCU (12), 1 at TCU (13)
 Interceptions.....
 Pass Breakups.....2 vs. Clemson (11)

Barber's Defensive Statistics

Year	GP	T/A/TT	TFL	Sacks	INT	PB	FF	FR
2013	10	43/28/71	5/14	0	0	2	1	1
2012	10	18/16/34	2.5/13	1/9	0	1	0	1
2011	12	13/10/23	2/6	0	0	3	0	0
Totals	32	74/54/128	9.5/33	1/9	0	6	1	1





26

Travis Bell
CB, 6-1, 183, r-Jr.
Belle Glade, Fla.

2013 Notes

- ▶ Played in 39 games and started 10
- ▶ Fifth on the team with four tackles vs. Texas Tech
- ▶ Made his first career interception at Baylor
- ▶ Second on the team with eight tackles vs. Oklahoma State
- ▶ Set career highs in unassisted tackles (8) and total tackles (8) vs. Oklahoma State
- ▶ Tallied first pass breakup of the season vs. Oklahoma State
- ▶ Recorded three solo tackles at Maryland
- ▶ Tallied four solo tackles against William & Mary

2013 Game-By-Game

Opponent	UT/AT/TT	TFLs	Sacks	FF	FR	Int	PBU
William & Mary	4/0/4	0	0	0	0	0	0
at Oklahoma	1/2/3	0	0	0	0	0	0
Georgia State	0/2/2	0	0	0	0	0	0
Maryland	3/0/3	0	0	0	0	0	0
Okla. State	8/0/8	0	0	0	0	0	1
at Baylor	3/1/4	0	0	0	0	1	0
Texas Tech	4/0/4	0	0	0	0	0	1
at K-State	3/0/3	0	0	0	0	0	0
at TCU	3/2/5	0	0	0	0	0	0
Texas	3/0/3	0	0	0	0	0	1
at Kansas	1/0/1	0	0	0	0	0	0
Iowa State	5/0/5	1/3	0	0	0	0	1
Totals	38/7/45	1/3	0	0	0	1	4

2013 Single-Game Bests

Unassisted Tackles.....8 vs. Oklahoma State
 Assisted Tackles.....2 at TCU
 Total Tackles.....8 vs. Oklahoma State
 Tackles For Loss.....1 vs. Iowa State
 Sacks.....
 Forced Fumbles.....
 Fumble Recoveries.....
 Interceptions.....1 at Baylor
 Pass Breakups.....1 (4 times)

Career Highs

Unassisted Tackles.....8 vs. Oklahoma State (13)
 Assisted Tackles.....4 at Cincinnati (11), vs. JMU (12)
 Total Tackles.....8 vs. Oklahoma State (13)
 Tackles For Loss.....1.5 vs. JMU (12)
 Sacks.....1 vs. JMU (12)
 Forced Fumbles.....
 Fumble Recoveries.....1 vs. Bowling Green (11)
 Interceptions.....1 at Baylor (13)
 Pass Breakups.....1 (6 times)

Bell's Defensive Statistics

Year	GP	T/A/TT	TFL	Sacks	INT	PB	FF	FR
2013	12	38/7/45	1/3	0	1	4	0	0
2012	3	4/1/5	1.5	1	0	1	0	0
2011	11	4/6/10	0	0	0	1	0	1
2010	13	4/1/5	0	0	0	0	0	0
Totals	39	50/15/65	2.5	1	1	6	0	1



31

Isaiah Bruce
LB, 6-2, 231, r-So.
Jacksonville, Fla.

2013 Notes

- ▶ Played in 23 career games and started 19
- ▶ No. 9 in Big 12 Conference in fumbles recovered and No. 58 nationally
- ▶ No. 5 in the Big 12 Conference in forced fumbles and No. 22 nationally
- ▶ Second on the team with three forced fumbles
- ▶ Tied a career high in TFL (2) at Kansas
- ▶ Fourth on the team with six tackles vs. Texas
- ▶ Forced a fumble at TCU
- ▶ Set season highs in solo tackles (4) and total tackles (6) at Kansas State
- ▶ Recovered his second fumble of the season, fourth of his career vs. Texas Tech
- ▶ Forced his second career fumble vs. Texas Tech
- ▶ Recovered third career fumble vs. Oklahoma State
- ▶ Tied season high in total tackles (5) and TFL (0.5) vs. Maryland
- ▶ Recorded five total tackles vs. William & Mary

2013 Game-By-Game

Opponent	UT/AT/TT	TFLs	Sacks	FF	FR	Int	PBU
William & Mary	2/3/5	0.5/1	0	0	0	0	0
at Oklahoma	1/2/3	0	0	1	0	0	0
Georgia State			DNP				
Maryland	3/2/5	0.5/2	0	0	0	0	0
Okla. State	1/0/1	0	0	0	1	0	0
at Baylor	2/2/4	0	0	0	0	0	0
Texas Tech	1/1/2	0	0	1	1	0	0
at K-State	4/2/6	0	0	0	0	0	0
at TCU	1/1/2	1/3	0	1	0	0	0
Texas	4/2/6	1/2	0	0	0	0	0
at Kansas	4/0/4	2/10	0	0	0	0	0
Iowa State	3/2/5	0	0	0	0	0	0
Totals	26/17/43	5/18	0	3	2	0	0

2013 Single-Game Bests

Unassisted Tackles.....4 (three times)
 Assisted Tackles.....3 vs. William & Mary
 Total Tackles.....6 at Kansas State, vs. Texas
 Tackles For Loss.....2 at Kansas
 Sacks.....
 Forced Fumbles.....1 (3 times)
 Fumble Recoveries.....0.5 vs. OSU, TT
 Interceptions.....
 Pass Breakups.....

Career Highs

Unassisted Tackles.....7 (3 times)
 Assisted Tackles.....9 vs. Marshall (12)
 Total Tackles.....16 vs. Marshall (12)
 Tackles For Loss.....2 vs. JMU (12), at Kansas (13)
 Sacks.....0.5 vs. JMU (12)
 Forced Fumbles.....1 (3 times)
 Fumble Recoveries.....1 (4 times)
 Interceptions.....1 vs. TCU (12), Syracuse (12)
 Pass Breakups.....1 (3 times)

Bruce's Defensive Statistics

Year	GP	T/A/TT	TFL	Sacks	INT	PB	FF	FR
2013	11	26/17/43	5/18	0	0	0	3	2
2012	13	5/14/19	6.5/17	0.5/1	2/12	3	0	2
Totals	24	77/60/137	11.5/35	0.5/1	2/12	3	3	4



16

Terrell Chestnut
CB, 5-10, 180, r-So.
Pottstown, Pa.

2013 Notes

- ▶ Played in 16 career games and started three
- ▶ Set a career high in unassisted tackles (2) vs. Texas
- ▶ Set a career high in solo tackles (3) and total tackles (3) at TCU
- ▶ Recorded a two tackles vs. Texas Tech
- ▶ First career forced fumble vs. Texas Tech

2013 Game-By-Game

Opponent	UT/AT/TT	TFLs	Sacks	FF	FR	Int	PBU
William & Mary			DNP				
at Oklahoma			DNP				
Georgia State	0/1/1	0	0	0	0	0	0
Maryland	0/0/0	0	0	0	0	0	0
Okla. State	0/0/0	0	0	0	0	0	0
at Baylor	0/0/0	0	0	0	0	0	0
Texas Tech	2/0/2	0	0	1	0	0	0
at K-State	0/0/0	0	0	0	0	0	0
at TCU	3/0/3	0	0	0	0	0	0
Texas	0/2/2	0	0	0	0	0	0
at Kansas	2/0/2	0	0	0	0	0	0
Iowa State	0/0/0	0	0	0	0	0	0
Totals	7/3/10	0	0	1	0	0	0

2013 Single-Game Bests

Unassisted Tackles.....3 at TCU
 Assisted Tackles.....2 vs. Texas
 Total Tackles.....3 at TCU (13)
 Tackles For Loss.....
 Sacks.....
 Forced Fumbles.....1 vs. Texas Tech
 Fumble Recoveries.....
 Interceptions.....
 Pass Breakups.....

Career Highs

Unassisted Tackles.....3 at TCU (13)
 Assisted Tackles.....2 vs. Texas (13)
 Total Tackles.....3 at TCU (13)
 Tackles For Loss.....1 vs. Kansas (12)
 Sacks.....
 Forced Fumbles.....1 vs. Texas Tech (13)
 Fumble Recoveries.....
 Interceptions.....
 Pass Breakups.....1 at Iowa State (12), vs. Oklahoma (12)

Chestnut's Defensive Statistics

Year	GP	T/A/TT	TFL	Sacks	INT	PB	FF	FR
2013	10	7/3/10	0	0	0	0	1	0
2012	6	3/3/6	1/4	0	0	0	2	0
Totals	16	10/6/16	1/4	0	0	2	1	0





98

Will Clarke
DL, 6-6, 273, r-Sr.
Pittsburgh, Pa.

2013 Notes

- ▶ Played in 41 career games and started 34
- ▶ No. 2 in the Big 12 Conference in TFL. No. 12 nationally
- ▶ No. 6 in the Big 12 Conference in sacks
- ▶ Led WVU with six sacks and 17 TFL
- ▶ Fifth on the team with 49 tackles
- ▶ Tied career-high 2.5 TFL against Iowa State
- ▶ Made a team-high 10 tackles at Kansas
- ▶ Set a career high in solo tackles (9) and total tackles (10) at Kansas
- ▶ Led WVU with 1.5 TFL and a sack vs. Texas
- ▶ Tied a career high in assisted tackles (3) vs. Texas
- ▶ Forced his first fumble at TCU
- ▶ Tied a career high TFL (2.5) at TCU
- ▶ Made a team-high two TFL at Kansas State
- ▶ Tied season high in solo tackles (4) at Kansas State
- ▶ Finished with four tackles, including one for loss for eight yards at Baylor
- ▶ Tallied a season-high six tackles, four unassisted, vs. Oklahoma State
- ▶ Made a career-high two pass breakups vs. Oklahoma State
- ▶ Recorded a career-high two sacks at Maryland
- ▶ Made a season-high three solo tackles at Maryland
- ▶ Made first sack of the season vs. Georgia State
- ▶ Five tackles and one TFL vs. William & Mary

2013 Game-By-Game

Opponent	UT/AT/TT	TFLs	Sacks	FF	FR	Int	PBU
William & Mary	2/3/5	1/2	0	0	0	0	0
at Oklahoma	1/1/2	1.5/6	0	0	1	0	0
Georgia State	2/0/2	1/6	1/6	0	0	0	0
Maryland	3/0/3	2/16	2/16	0	0	0	0
Oklahoma State	4/2/6	0	0	0	0	0	2
at Baylor	2/2/4	1/8	0	0	0	0	0
Texas Tech	1/0/1	0	0	0	0	0	0
at K-State	4/0/4	2/4	0	0	0	0	1
at TCU	3/1/4	2.5/7	1/5	1	0	0	0
Texas	2/3/5	1.5/9	1/9	0	0	0	0
at Kansas	9/1/10	2/8	0	0	0	0	0
Iowa State	3/1/4	2.5/11	1/8	0	0	0	0
Totals	36/14/50	17/77	6/44	1	1	0	3

2013 Single-Game Bests

Unassisted Tackles.....	9 at Kansas
Assisted Tackles.....	3 vs. William & Mary, vs. Texas
Total Tackles.....	10 at Kansas
Tackles For Loss.....	2.5 at TCU, vs. Iowa State
Sacks.....	2 vs. Maryland
Forced Fumbles.....	1 at TCU
Fumble Recoveries.....	1 at Oklahoma
Interceptions.....	
Pass Breakups.....	2 vs. Oklahoma State

Career Highs

Unassisted Tackles.....	9 at Kansas (13)
Assisted Tackles.....	3 (5 times)
Total Tackles.....	10 at Kansas (13)
Tackles For Loss.....	2.5 (3 times)
Sacks.....	2 vs. Maryland (13)
Forced Fumbles.....	1 at TCU (13)
Fumble Recoveries.....	1 at Oklahoma (13)
Interceptions.....	
Pass Breakups.....	2 vs. Oklahoma State (13)

Clarke's Defensive Statistics

Year	GP	T/A/TT	TFL	Sacks	INT	PB	FF	FR
2013	12	36/14/50	17/77	6/44	0	3	1	1
2012	12	13/13/26	6.5/16	1.5/8	0	3	0	0
2011	13	19/15/34	5/25	2/16	0	1	0	0
2010	4	1/1/2	0.5/2	0	0	0	0	0
Totals	41	69/44/113	29/120	9.5/68	0	7	1	1



25

Darwin Cook
S, 5-11, 203, r-Sr.
Cleveland, Ohio

2013 Notes

- ▶ Played in 49 games and started 34
- ▶ Ranked No. 4 in the Big 12 Conference and No. 35 nationally in interceptions per game
- ▶ Ranked No. 10 in the Big 12 Conference in solo tackles
- ▶ No. 16 in the Big 12 Conference in tackles per game
- ▶ Second on the team with 74 tackles this season
- ▶ Led the team with four interceptions
- ▶ Fourth on the team with six tackles vs. Texas and set a career high with 1.5 TFL
- ▶ Led WVU with a career-high 14 tackles at TCU
- ▶ Tied for fourth on team with four tackles at Kansas State
- ▶ Finished with seven tackles, including six solo stops against Texas Tech
- ▶ Made seventh career INT and was second on the team with nine tackles at Baylor; returned lateral from Travis Bell 32 yards for a touchdown
- ▶ Second on the team with eight tackles vs. Oklahoma State
- ▶ Led the Mountaineers with 11 tackles, nine solo, at OU

2013 Game-By-Game

Opponent	UT/AT/TT	TFLs	Sacks	FF	FR	Int	PBU
William & Mary	5/1/6	0	0	0	0	1	0
at Oklahoma	9/2/11	0.5/4	0	0	1	1	0
Georgia State	3/0/3	0	0	0	0	0	0
Maryland	3/0/3	1/6	0	0	0	0	0
Oklahoma State	6/2/8	0	0	0	0	1	1
at Baylor	9/0/9	1/7	1/7	0	0	1	0
Texas Tech	6/1/7	0	0	0	0	0	0
at K-State	3/1/4	0	0	0	0	0	0
at TCU	5/9/14	0	0	0	1	0	1
Texas	4/2/6	1.5/2	0	0	0	0	0
at Kansas	2/1/3	0	0	0	0	0	1
Iowa State			DNP				
Totals	55/19/74	4/19	1/7	0	2	4	3

2013 Single-Game Bests

Unassisted Tackles.....	9 at Oklahoma, at Baylor
Assisted Tackles.....	9 at TCU
Total Tackles.....	14 at TCU
Tackles For Loss.....	1.5 vs. Texas
Sacks.....	1 at Baylor
Forced Fumbles.....	
Fumble Recoveries.....	1 at Oklahoma, at TCU
Interceptions.....	1 (4 times)
Pass Breakups.....	1 (three times)

Career Highs

Unassisted Tackles.....	9 at Oklahoma (13), at Baylor (13)
Assisted Tackles.....	9 vs. Syracuse (12), at TCU (13)
Total Tackles.....	14 at TCU (13)
Tackles For Loss.....	1.5 vs. Texas (13)
Sacks.....	1 vs. Maryland (12), at Baylor (13)
Forced Fumbles.....	2 vs. Maryland (12)
Fumble Recoveries.....	1 (4 times)
Interceptions.....	1 (7 times)
Pass Breakups.....	2 at Rutgers (11), at Iowa State (12)

Cook's Defensive Statistics

Year	GP	T/A/TT	TFL	Sacks	INT	PB	FF	FR
2013	11	55/19/74	4/19	1/7	4/65	3	0	2
2012	12	56/19/75	3/11	1/8	1/0	5	3	0
2011	13	51/34/85	1/0	0	2/21	4	0	2
2010	13	8/1/9	0	0	0	0	0	1
Totals	49	170/73/243	8/30	2/15	7/86	11	3	5





9

KJ Dillon
S, 6-1, 199, So.
Apopka, Fla.

2013 Notes

- ▶ Played in 22 career games and started four
- ▶ Led the team with six pass breakups
- ▶ Tied career highs in pass breakups (2) and TFL (1) vs. Texas
- ▶ Tied a season high in total tackles (6) at TCU
- ▶ Set career highs in unassisted tackles (6), total tackles (6) and TFL (1) at Baylor
- ▶ Tied for third on the team in tackles at Baylor
- ▶ Third on the team with six tackles vs. Oklahoma State
- ▶ Recovered first career fumble vs. Maryland
- ▶ Tallied a career-high two pass breakups at Oklahoma
- ▶ Recorded one pass breakup vs. William & Mary

2013 Game-By-Game

Opponent	UT/AT/TT	TFLs	Sacks	FF	FR	Int	PBU
William & Mary	1/0/1	0	0	0	0	0	1
at Oklahoma	2/1/3	0	0	0	0	0	2
Georgia State			DNP				
Maryland	1/0/1	0	0	0	1	0	0
Okla. State	5/1/6	1/1	0	0	0	0	0
at Baylor	6/0/6	1/3	0	0	0	0	0
Texas Tech	2/0/2	0	0	0	0	0	0
at K-State	0/0/0	0	0	0	0	0	0
at TCU	4/2/6	0	0	0	0	0	1
Texas	2/1/3	1/4	0	0	0	0	2
at Kansas			DNP				
Iowa State			DNP				
Totals	23/5/28	3/8	0	0	1	0	6

2013 Single-Game Bests

Unassisted Tackles.....	6 at Baylor
Assisted Tackles.....	2 at TCU
Total Tackles.....	6 (3 times)
Tackles For Loss.....	1 (3 times)
Sacks.....	
Forced Fumbles.....	
Fumble Recoveries.....	1 vs. Maryland
Interceptions.....	
Pass Breakups.....	2 at Oklahoma, vs. Texas

Career Highs

Unassisted Tackles.....	6 at Baylor (13)
Assisted Tackles.....	3 vs. JMU (12)
Total Tackles.....	6 (3 times)
Tackles For Loss.....	1 (3 times)
Sacks.....	
Forced Fumbles.....	1 at Texas Tech (12)
Fumble Recoveries.....	1 vs. Maryland (13)
Interceptions.....	
Pass Breakups.....	2 at Oklahoma (13), vs. Texas (13)

Dillon's Defensive Statistics

Year	GP	T/A/TT	TFL	Sacks	INT	PB	FF	FR
2013	9	23/5/28	3/8	0	0	6	0	1
2012	13	14/6/20	0	0	0	0	1	0
Totals	22	37/11/48	3/8	0	0	6	1	1



2

Brandon Golson
LB, 6-1, 223, Jr.
St. Mathews, S.C.

2013 Notes

- ▶ Transferred to West Virginia from Georgia Military
- ▶ No. 1 in the Big 12 Conference and No. 2 nationally in forced fumbles
- ▶ Tied for No. 12 in the Big 12 Conference in sacks
- ▶ Led the Mountaineers with five forced fumbles
- ▶ Second on WVU with four sacks
- ▶ Third on the team with 7 TFLs
- ▶ Made first career pass breakup and fifth forced fumble against Iowa State
- ▶ One of three Mountaineers to record a sack at TCU
- ▶ Set career high in solo tackles (5) and tied career high in total tackles (6) at Kansas State
- ▶ Set career highs in assisted tackles (2) and total tackles (6) at Baylor
- ▶ Led WVU with two TFL and one sack vs. Oklahoma State
- ▶ Tallied fourth forced fumble of the season vs. Oklahoma State
- ▶ Recorded two sacks and forced two fumbles at Oklahoma
- ▶ Tallied four solo tackles vs. William & Mary

2013 Game-By-Game

Opponent	UT/AT/TT	TFLs	Sacks	FF	FR	Int	PBU
William & Mary	4/1/5	0	0	0	0	0	0
at Oklahoma	3/0/3	2/24	2/24	2	0	0	0
Georgia State	1/1/2	0	0	0	0	0	0
Maryland	1/1/2	0	0	1	0	0	0
Okla. State	3/0/3	2/7	1/6	1	0	0	0
at Baylor	4/2/6	0	0	0	0	0	0
Texas Tech	2/2/4	0.5/3	0	0	0	0	0
at K-State	5/1/6	1/2	0	0	0	0	0
at TCU	2/1/3	1/8	1/8	0	0	0	0
Texas	1/0/1	0	0	0	0	0	0
at Kansas	1/0/1	0	0	0	0	0	0
Iowa State	4/1/5	0.5/4	0	1	0	0	1
Totals	31/10/41	7/48	4/38	5	0	0	1

2013 Single-Game Bests

Unassisted Tackles.....	5 at Kansas State
Assisted Tackles.....	2 at Baylor, vs. Texas Tech
Total Tackles.....	6 at Baylor, at Kansas state
Tackles For Loss.....	2 at Oklahoma, vs. Oklahoma State
Sacks.....	2 at Oklahoma
Forced Fumbles.....	2 at Oklahoma
Fumble Recoveries.....	
Interceptions.....	
Pass Breakups.....	1 vs. Iowa State

Golson's Defensive Statistics

Year	GP	T	A	TT	TFL	Sacks	PBU	FF	FR
2013	12	31	10	41	7/48	4/38	1	5	0



99

Dontrill Hyman
DL, 6-4, 280, Jr.
Warsaw, N.C.

2013 Notes

- ▶ Transferred to West Virginia from Hinds CC
- ▶ Led Hinds in 2012 with 7.5 tackles for loss and three forced fumbles
- ▶ 2011 NJCAA All-American Second Team
- ▶ Recorded 51 tackles and 4.5 tackles for loss
- ▶ Had a career-high two solo tackles vs. Texas Tech
- ▶ Made first career pass breakup vs. Oklahoma State
- ▶ Tied for third on the team with six tackles vs. Maryland
- ▶ Made a season high in tackles (6), assisted tackles (5), TFL (2.5) and fumbles recovered (1) vs. Maryland
- ▶ First tackle as a Mountaineer came at Oklahoma

2013 Game-By-Game

Opponent	UT/AT/TT	TFLs	Sacks	FF	FR	Int	PBU
William & Mary	0/0/0	0	0	0	0	0	0
at Oklahoma	1/0/1	0	0	0	0	0	0
Georgia State	1/0/1	0	0	0	0	0	0
Maryland	1/5/6	2.5/7	0	0	1	0	0
Okla. State	1/2/3	1/5	0	0	0	0	1
at Baylor	1/1/2	0	0	0	0	0	0
Texas Tech	2/1/3	0	0	0	0	0	0
at K-State	0/0/0	0	0	0	0	0	0
at TCU			DNP				
Texas	1/0/1	0	0	0	0	0	0
at Kansas	0/0/0	0	0	0	0	0	0
Iowa State	0/1/1	0	0	0	0	0	0
Totals	8/10/18	3.5/12	0	0	1	0	1

2013 Single-Game Bests

Unassisted Tackles.....	2 vs. Texas Tech
Assisted Tackles.....	5 vs. Maryland
Total Tackles.....	6 vs. Maryland
Tackles For Loss.....	2.5 vs. Maryland
Sacks.....	
Forced Fumbles.....	
Fumble Recoveries.....	1 vs. Maryland
Interceptions.....	
Pass Breakups.....	1 vs. Oklahoma State

Hyman's Defensive Statistics

Year	GP	T/A/TT	TFL	Sacks	INT	PB	FF	FR
2013	10	8/10/18	3.5/12	0	0	1	0	1





8

Karl Joseph
S, 5-10, 204, So.
Orlando, Fla.

2013 Notes

- ▶ Started all 25 games in which he has played
- ▶ Led the team with four fumble recoveries and was No. 1 in the Big 12 and No. 5 nationally
- ▶ Third on the team with four pass breakups
- ▶ Fourth on the team with 68 tackles
- ▶ Third on the team in tackles (9) and recovered a fumble for a touchdown against Iowa State
- ▶ Fourth on the team with six tackles vs. Texas and forced a fumble
- ▶ Second on the team with 9 tackles at TCU
- ▶ Led the team with 12 tackles at Kansas State
- ▶ Tied career highs in solo tackles (12), TFLs (2), forced fumbles (1) and fumble recoveries (1) at Kansas State
- ▶ Recovered a fumble at Baylor for a touchdown
- ▶ Made a career-high two pass breakups vs. OSU
- ▶ Led the Mountaineers with nine tackles vs. Md.
- ▶ Recovered a fumble vs. Georgia State
- ▶ Had his third career INT at Oklahoma

2013 Game-By-Game

Opponent	UT/AT/TT	TFLs	Sacks	FF	FR	Int	PBU
William & Mary	3/0/3	0	0	0	0	0	0
at Oklahoma	5/1/6	0	0	0	0	1	1
Georgia State	2/0/2	0	0	0	1	0	0
Maryland	7/2/9	0	0	0	0	0	0
Okla. State	1/0/1	0	0	0	0	0	2
at Baylor	3/0/3	0	0	0	1	0	0
Texas Tech	3/2/5	0	0	0	0	0	0
at K-State	12/0/12	2/6	0	1	1	0	0
at TCU	7/2/9	0	0	0	0	0	1
Texas	4/2/6	0	0	1	0	0	0
at Kansas	2/1/3	0	0	0	0	0	0
Iowa State	6/3/9	1/5	0	0	1	0	0
Totals	55/13/68	3/11	0	2	4	1	4

2013 Single-Game Bests

Unassisted Tackles.....12 at K-State
 Assisted Tackles.....3 vs. Iowa State
 Total Tackles.....12 at K-State
 Tackles For Loss.....2 at K-State
 Sacks.....1 vs. Maryland (12)
 Forced Fumbles.....1 at K-State, vs. Texas
 Fumble Recoveries.....1 (4 times)
 Interceptions.....1 at Oklahoma
 Pass Breakups.....2 vs. Oklahoma State

Career Highs

Unassisted Tackles.....12 at Iowa State (12),
 at K-State (13)
 Assisted Tackles.....6 vs. Syracuse (12)
 Total Tackles.....13 at Iowa State (12)
 Tackles For Loss.....2 vs. Marshall (12), at K-State (13)
 Sacks.....1 vs. Maryland (12)
 Forced Fumbles.....1 (5 times)
 Fumble Recoveries.....1 (5 times)
 Interceptions.....1 (3 times)
 Pass Breakups.....2 vs. Oklahoma State (13)

Joseph's Defensive Statistics

Year	GP	T/A/TT	TFL	Sacks	INT	PB	FF	FR
2013	12	55/13/68	3/11	0	1/1	4	2	4
2012	13	76/28/104	7/25	1/12	2/22	6	3	1
Totals	25	131/41/172	10/36	1/12	3/33	10	5	4



45

Eric Kinsey
DL, 6-2, 260, So.
Miami, Fla.

2013 Notes

- ▶ Played in 23 games and started three
- ▶ Recorded first career sack against Iowa State
- ▶ Recorded first pass breakup of the season vs. Oklahoma State
- ▶ Tied a career high in assisted tackles (2) vs. Oklahoma State
- ▶ Set a career high with two solo tackles at Oklahoma, against Georgia State and vs. Maryland
- ▶ Has set and tied a career high in total tackles (3) in four games this season

2013 Game-By-Game

Opponent	UT/AT/TT	TFLs	Sacks	FF	FR	Int	PBU
William & Mary	1/2/3	0.5/2	0	0	0	0	0
at Oklahoma	2/1/3	1/1	0	0	0	0	0
Georgia State	2/1/3	0	0	0	0	0	0
Maryland	2/1/3	0	0	0	0	0	0
Okla. State	0/2/2	0.5/1	0	0	0	0	1
at Baylor	0/0/0	0	0	0	0	0	0
Texas Tech	0/0/0	0	0	0	0	0	0
at K-State			DNP				
at TCU	0/0/0	0	0	0	0	0	0
Texas			DNP				
at Kansas	0/0/0	0	0	0	0	0	0
Iowa State	1/0/1	1/4	1/4	0	0	0	0
Totals	8/7/15	3/8	1/4	0	0	0	1

2013 Single-Game Bests


Unassisted Tackles.....2 (3 times)
 Assisted Tackles.....2 vs. W&M, Okla. State
 Total Tackles.....3 (4 times)
 Tackles For Loss.....1 at Oklahoma
 Sacks.....1 vs. Iowa State
 Forced Fumbles.....
 Fumble Recoveries.....
 Interceptions.....
 Pass Breakups.....1 vs. Oklahoma State

Career Highs

Unassisted Tackles.....2 (3 times)
 Assisted Tackles.....2 vs. William & Mary (13), vs. Okla. State (13)
 Total Tackles.....3 (4 times)
 Tackles For Loss.....1 at Oklahoma (13), vs. Iowa State
 Sacks.....1 vs. Iowa State
 Forced Fumbles.....
 Fumble Recoveries.....
 Interceptions.....
 Pass Breakups.....1 (3 times)

Kinsey's Defensive Statistics

Year	GP	T/A/TT	TFL	Sacks	INT	PB	FF	FR
2013	9	8/7/15	3/8	1	0	1	0	0
2012	13	2/2/4	0	0	0	2	0	0



35

Nick Kwiatkoski
LB, 6-2, 233, r-So.
Bethel Park, Pa.

2013 Notes

- ▶ Played in 22 career games and started 11
- ▶ No. 6 in the Big 12 Conference and No. 32 nationally in solo tackles
- ▶ No. 5 in the Big 12 Conference in total tackles
- ▶ Led the team with 86 tackles
- ▶ Second on the team with three INTs
- ▶ Led team with a career-high 14 tackles vs. Iowa State
- ▶ Recovered his first fumble at Kansas and was second on the team with eight tackles
- ▶ Recorded second career INT and second on the team with nine tackles vs. Texas
- ▶ Made first career INT and third on the team with seven tackles at TCU
- ▶ Set career high in solo tackles (9) and tied career high in total tackles (11) at Kansas State
- ▶ Second on the team with eight tackles vs. TTU
- ▶ Led WVU with nine tackles (eight solo) vs. GSU
- ▶ Led WVU with 11 tackles at Oklahoma
- ▶ Set career highs in assisted tackles (five), total tackles (11) and TFL (one) at Oklahoma
- ▶ Finished with team-leading seven tackles vs. W&M

2013 Game-By-Game

Opponent	UT/AT/TT	TFLs	Sacks	FF	FR	Int	PBU
William & Mary	3/4/7	0	0	0	0	0	0
at Oklahoma	6/5/11	1/2	0	0	0	0	0
Georgia State	8/1/9	1/10	1	1	0	0	0
Maryland	1/1/2	0.5	0	0	0	0	0
Okla. State			DNP				
at Baylor			DNP				
Texas Tech	8/0/8	0	0	0	0	0	0
at K-State	9/2/11	1/4	1/4	1	0	0	0
at TCU	1/6/7	1/2	0	0	0	1	0
Texas	6/3/9	0	0	0	0	1	0
at Kansas	6/2/8	1.5/1	0	0	1	0	0
Iowa State	6/8/14	0.5/1	0	0	0	1	0
Totals	54/32/86	6.5/20	2/4	2	1	3	0

2013 Single-Game Bests

Unassisted Tackles.....9 at Kansas State
 Assisted Tackles.....8 vs. Iowa State
 Total Tackles.....14 vs. Iowa State
 Tackles For Loss.....1 (4 times)
 Sacks.....1 vs. Georgia State, at K-State
 Forced Fumbles.....1 vs. Georgia State, at K-State
 Fumble Recoveries.....1 at Kansas
 Interceptions.....1 (3 times)
 Pass Breakups.....1 (3 times)

Career Highs

Unassisted Tackles.....9 at K-State (13)
 Assisted Tackles.....8 vs. Iowa State (13)
 Total Tackles.....14 vs. Iowa State (13)
 Tackles For Loss.....1 (4 times)
 Sacks.....1 vs. GSU (13), at KSU (13)
 Forced Fumbles.....1 vs. GSU (13), at KSU (13)
 Fumble Recoveries.....1 at Kansas (13)
 Interceptions.....1 (3 times)
 Pass Breakups.....1 (3 times)

Kwiatkoski's Defensive Statistics

Year	GP	T/A/TT	TFL	Sacks	INT	PB	FF	FR
2013	9	54/32/86	6.5/20	2	3	0	2	1
2012	12	17/11/28	0	0	0	3	0	0
Totals	22	71/43/108	6.5/20	2	3	3	2	1





97

Noble Nwachukwu
DL, 6-2, 265, r-Fr.
Wylie, Texas

2013 Notes

- ▶ Redshirted in 2012
- ▶ Forced first career fumble vs. Iowa State
- ▶ Set a career-high in solo (2) and total tackles (2) against Iowa State
- ▶ Collected first career sack at TCU
- ▶ Tied career highs in solo and total tackles at TCU
- ▶ Made first solo tackle at Baylor
- ▶ First career tackle vs. William & Mary

2013 Game-By-Game

Opponent	UT/AT/TT	TFLs	Sacks	FF	FR	Int	PBU
William & Mary	0/1/1	0	0	0	0	0	0
at Oklahoma			DNP				
Georgia State			DNP				
Maryland	0/0/0	0	0	0	0	0	0
Okla. State	0/0/0	0	0	0	0	0	0
at Baylor	1/0/1	0	0	0	0	0	0
Texas Tech			DNP				
at K-State	0/0/0	0	0	0	0	0	0
at TCU	1/0/1	1/8	1/8	0	0	0	0
Texas	0/0/0	0	0	0	0	0	0
at Kansas	0/0/0	0	0	0	0	0	0
Iowa State	2/0/2	0	0	1	0	0	0
Totals	4/1/5	1/8	1/8	1	0	0	0

2013 Single-Game Bests

Unassisted Tackles 2 vs. Iowa State
 Assisted Tackles 1 vs. William & Mary
 Total Tackles 2 vs. Iowa State
 Tackles For Loss 1 at TCU
 Sacks 1 at TCU
 Forced Fumbles 1 vs. Iowa State
 Fumble Recoveries
 Interceptions
 Pass Breakups
 Career Highs

Nwachukwu's Defensive Statistics

Year	GP	T/A/TT	TFL	Sacks	INT	PB	FF	FR
2013	9	4/1/5	1/8	1/8	0	0	1	0



47

Doug Rigg
LB, 6-1, 240, Sr.
Bloomfield, N.J.

2013 Notes

- ▶ Played in 44 games and started 21
- ▶ Fourth on the team with three pass breakups
- ▶ Finished his Mountaineer career with five tackles against Iowa State
- ▶ Fourth on the team with five tackles vs. Texas Tech
- ▶ Tied for second on the team with a season-high nine tackles, including a career-high eight solo, at Baylor
- ▶ Third on the team with six tackles vs. Maryland
- ▶ Set season high with five assisted tackles vs. Maryland
- ▶ Six total tackles vs. Maryland
- ▶ Six tackles at Oklahoma
- ▶ Made a sack and two PBU's vs. William & Mary

2013 Game-By-Game

Opponent	UT/AT/TT	TFLs	Sacks	FF	FR	Int	PBU
William & Mary	1/1/2	1/7	1/7	0	0	0	1
at Oklahoma	3/3/6	0.5/1	0	0	0	0	0
Georgia State			DNP				
Maryland	1/5/6	0.5/1	0	0	0	0	1
Okla. State	2/2/4	0.5/1	0	0	0	0	1
at Baylor	7/2/9	0	0	0	0	0	0
Texas Tech	5/0/5	0	0	0	0	0	0
at K-State			DNP				
at TCU	1/1/2	0	0	0	0	0	0
Texas			DNP				
at Kansas			DNP				
Iowa State	4/1/5	0	0	0	0	0	0
Totals	24/15/39	2.5/10	1/7	0	0	0	3

2013 Single-Game Bests


Unassisted Tackles 7 at Baylor
 Assisted Tackles 5 vs. Maryland
 Total Tackles 9 at Baylor
 Tackles For Loss 1 vs. William & Mary
 Sacks 1 vs. William & Mary
 Forced Fumbles
 Fumble Recoveries
 Interceptions
 Pass Breakups 1 (3 times)

Career Highs

Unassisted Tackles 7 at Baylor (13)
 Assisted Tackles 9 at Texas (12)
 Total Tackles 11 at Texas (12)
 Tackles For Loss 1 (6 times)
 Sacks 1 (3 times)
 Forced Fumbles 1 vs. Clemson (12), Maryland (12)
 Fumble Recoveries 1 at USF (11), vs. Maryland (12)
 Interceptions 1 vs. Marshall (12)
 Pass Breakups 1 (3 times)

Rigg's Defensive Statistics

Year	GP	T/A/TT	TFL	Sacks	INT	PB	FF	FR
2013	8	24/15/39	2.5/10	1/7	0	3	0	0
2012	13	32/26/58	2.5/6	1/5	1/46	0	1	1
2011	11	11/19/30	4/14	1/8	0	0	1	1
2010	13	8/6/14	0.5/1	0	0	0	0	0
Totals	45	75/66/141	9.5/31	3/20	1/46	3	2	2



93

Kyle Rose
DL, 6-4, 285, r-So.
Centerville, Ohio

2013 Notes

- ▶ Played in 25 career games and started seven
- ▶ Tied for No. 19 in Big 12 Conference in TFL
- ▶ Second on the team with 8.5 TFL
- ▶ Fifth on the team with 49 tackles
- ▶ Tied a career-high five assisted tackles vs. Iowa State
- ▶ Made a career high five solo tackles at Kansas
- ▶ Tied a career high in solo tackles (3) and recorded his first fumble recovery of his career vs. Texas
- ▶ Set a career high in assisted tackles (5) and total tackles (7) at TCU
- ▶ Tied season high in assisted tackles (3) vs. Oklahoma State
- ▶ Tied a career-high three solo tackles vs. Maryland
- ▶ Second on the team with a career-high six tackles vs. Georgia State, including 1.5 TFL and a sack
- ▶ Recorded a career-high two TFL at Oklahoma

2013 Game-By-Game

Opponent	UT/AT/TT	TFLs	Sacks	FF	FR	Int	PBU
William & Mary	2/1/3	0	0	0	0	0	0
at Oklahoma	3/1/4	2/10	0	0	0	0	0
Georgia State	3/3/6	1.5/9	1/7	0	0	0	0
Maryland	3/1/4	0	0	0	0	0	0
Okla. State	1/3/4	0.5/1	0	0	0	0	0
at Baylor	2/1/3	1/1	0	0	0	0	0
Texas Tech	2/0/2	0	0	0	0	0	0
at K-State	2/0/2	1/1	0	0	0	0	1
at TCU	2/5/7	1.5/7	0	0	0	0	0
Texas	3/0/3	0	0	0	1	0	0
at Kansas	5/0/5	1/2	0	0	0	0	0
Iowa State	1/5/6	0	0	0	0	0	0
Totals	29/20/49	8.5/31	1/7	0	1	0	1

2013 Single-Game Bests

Unassisted Tackles 5 at Kansas (13)
 Assisted Tackles 5 at TCU, vs. Iowa State
 Total Tackles 7 at TCU
 Tackles For Loss 2 at Oklahoma
 Sacks 1 vs. Georgia State
 Forced Fumbles
 Fumble Recoveries 1 vs. Texas
 Interceptions
 Pass Breakups 1 at Kansas State

Career Highs


Unassisted Tackles 5 at Kansas (13)
 Assisted Tackles 5 at TCU (13), vs. Iowa State (13)
 Total Tackles 7 at TCU (13)
 Tackles For Loss 2 at Oklahoma (13)
 Sacks 1 vs. Georgia State (13)
 Forced Fumbles
 Fumble Recoveries 1 vs. Texas (13)
 Interceptions
 Pass Breakups 1 (3 times)

Rose's Defensive Statistics

Year	GP	T/A/TT	TFL	Sacks	INT	PB	FF	FR
2013	12	29/20/49	8.5/31	1/7	0	1	0	1
2012	13	14/11/25	0	0	0	2	0	0
Totals	25	43/31/74	8.5/31	1/7	0	3	0	1



MOUNTAINEER DEFENSE



90
Shaq Rowell
 DL, 6-4, 300, r-Sr.
 Maple Heights, Ohio

2013 Notes

- ▶ Played in 35 games and started 24
- ▶ Set a career high in total tackles (7) vs. Texas
- ▶ Finished with four tackles at TCU
- ▶ Finished with four tackles at Baylor
- ▶ Third on the team with six tackles vs. Oklahoma State, including a career high in unassisted tackles (4) vs. Oklahoma State
- ▶ Tied career highs in total tackles (6) and TFL (1.5) vs. Oklahoma State
- ▶ Set a career high with three solo tackles against Maryland
- ▶ Recorded his first tackle for loss against GSU, posting a career-high 1.5 TFLs
- ▶ Tied career high in assisted (5) and total tackles (6) against William & Mary

2013 Game-By-Game

Opponent	UT/AT/TT	TFLs	Sacks	FF	FR	Int	PBU
William & Mary	1/5/6	0	0	0	0	0	0
at Oklahoma	2/1/3	0	0	0	0	0	0
Georgia State	1/2/3	1.5/3	0	0	0	0	0
Maryland	3/2/5	0	0	0	0	0	0
Okla. State	4/2/6	1.5/2	0	0	0	0	0
at Baylor	2/2/4	0	0	0	0	0	0
Texas Tech	2/1/3	0	0	0	0	0	0
at K-State	2/0/2	0	0	0	0	0	0
at TCU	2/2/4	0	0	0	0	0	0
Texas	2/5/7	1/2	0	0	0	0	0
at Kansas	1/2/3	0	0	0	0	0	0
Iowa State	0/1/1	0	0	0	0	0	0
Totals	22/25/47	4/7	0	0	0	0	0

2013 Single-Game Bests

Unassisted Tackles 4 vs. Oklahoma State
 Assisted Tackles 5 vs. William & Mary, vs. Texas
 Total Tackles 7 vs. Texas
 Tackles For Loss 1.5 vs. GSU, Okla. State
 Sacks
 Forced Fumbles
 Fumble Recoveries
 Interceptions
 Pass Breakups
 Career Highs

Career Highs

Unassisted Tackles 4 vs. OSU (13)
 Assisted Tackles 5 (3 times)
 Total Tackles 7 vs. Texas (13)
 Tackles For Loss 1.5 vs. GSU (13), OSU (13)
 Sacks
 Forced Fumbles
 Fumble Recoveries
 Interceptions
 Pass Breakups 1 vs. Marshall (12), at ISU (12)

Rowell's Defensive Statistics

Year	GP	T/A/TT	TFL	Sacks	INT	PB	FF	FR
2013	12	22/25/47	4/7	0	0	0	0	0
2012	13	18/24/42	2/4	0	0	2	0	0
2011	10	2/6/8	0	0	0	0	0	0
Totals	35	37/55/97	6/11	0	0	2	0	0



14
Ricky Rumph
 CB, 5-11, 185, SO.
 Daytona Beach, Fla.

2013 Notes

- ▶ Played in 17 career games
- ▶ Matched a career high with two unassisted tackles against Georgia State
- ▶ Set career highs in assisted tackles (3) and total tackles (3) at Oklahoma

2013 Game-By-Game

Opponent	UT/AT/TT	TFLs	Sacks	FF	FR	Int	PBU
William & Mary	0/0/0	0	0	0	0	0	0
at Oklahoma	0/3/3	0	0	0	0	0	0
Georgia State	2/0/2	0	0	0	0	0	0
Maryland	0/0/0	0	0	0	0	0	0
Okla. State	1/0/1	0	0	0	0	0	0
at Baylor	0/0/0	0	0	0	0	0	0
Texas Tech			DNP				
at K-State			DNP				
at TCU			DNP				
Texas			DNP				
at Kansas	0/0/0	0	0	0	0	0	0
Iowa State	0/0/0	0	0	0	0	0	0
Totals	3/3/6	0	0	0	0	0	0

2013 Single-Game Bests


Unassisted Tackles 2 vs. Georgia State
 Assisted Tackles 3 at Oklahoma (13)
 Total Tackles 3 at Oklahoma
 Tackles For Loss
 Sacks
 Forced Fumbles
 Fumble Recoveries
 Interceptions
 Pass Breakups
 Career Highs

Career Highs

Unassisted Tackles 2 (3 times)
 Assisted Tackles 3 at Oklahoma (13)
 Total Tackles 3 at Oklahoma (13)
 Tackles For Loss
 Sacks
 Forced Fumbles 1 at Texas Tech (12)
 Fumble Recoveries
 Pass Breakups
 Interceptions
 Career Highs

Rumph's Defensive Statistics

Year	GP	T/A/TT	TFL	Sacks	INT	PB	FF	FR
2013	8	3/3/6	0	0	0	0	0	0
2012	9	6/3/9	0	0	0	0	0	1
Totals	17	9/6/15	0	0	0	0	0	1



37
Wes Tonkery
 LB, 6-1, 223, r-Jr.
 Shinnston, W.Va.

2013 Notes

- ▶ Played in 27 games and started one
- ▶ Set a career high with four tackles at Oklahoma

2013 Game-By-Game

Opponent	UT/AT/TT	TFLs	Sacks	FF	FR	Int	PBU
William & Mary	1/0/1	0	0	0	0	0	0
at Oklahoma	2/2/4	0	0	0	0	0	0
Georgia State			DNP				
Maryland	1/0/1	0	0	0	0	0	0
Okla. State	1/0/1	0	0	0	0	0	0
at Baylor	1/1/2	0	0	0	0	0	0
Texas Tech			DNP				
at K-State			DNP				
at TCU			DNP				
Texas			DNP				
at Kansas			DNP				
Iowa State			DNP				
Totals	6/3/9	0	0	0	0	0	0

2013 Single-Game Bests

Unassisted Tackles 2 at Oklahoma
 Assisted Tackles 2 at Oklahoma
 Total Tackles 4 at Oklahoma
 Tackles For Loss
 Sacks
 Forced Fumbles
 Fumble Recoveries
 Interceptions
 Pass Breakups
 Career Highs

Career Highs

Unassisted Tackles 3 vs. Marshall (12)
 Assisted Tackles 2 at Oklahoma (13)
 Total Tackles 4 at Oklahoma (13)
 Tackles For Loss 1 vs. Norfolk State (11)
 Sacks
 Forced Fumbles
 Fumble Recoveries
 Interceptions 1 vs. Maryland (12)
 Pass Breakups 1 vs. Marshall (12)

Tonkery's Defensive Statistics

Year	GP	T/A/TT	TFL	Sacks	INT	PB	FF	FR
2013	5	6/3/9	0	0	0	0	0	0
2012	13	7/3/10	0.5/3	0	1/1	1	0	0
2011	9	4/0/4	1/3	0	0	0	0	0
Totals	27	17/6/23	1.5/6	0	1/1	1	0	0





13

Sean Walters
S, 6-2, 218, r-Fr.
Hollywood, Fla.

2013 Notes

- ▶ Redshirted in 2012
- ▶ Set a career-high in solo (2) and total tackles (2) against Iowa State
- ▶ Made his first tackle against Texas
- ▶ Saw his first action in a Mountaineer uniform against William & Mary

2013 Game-By-Game

Opponent	UT/AT/TT	TFLs	Sacks	FF	FR	Int	PBU
William & Mary	0/0/0	0	0	0	0	0	0
at Oklahoma	0/0/0	0	0	0	0	0	0
Georgia State	0/0/0	0	0	0	0	0	0
Maryland	0/0/0	0	0	0	0	0	0
Okla. State	0/0/0	0	0	0	0	0	0
at Baylor	0/0/0	0	0	0	0	0	0
Texas Tech	0/0/0	0	0	0	0	0	0
at K-State	0/0/0	0	0	0	0	0	0
at TCU	0/0/0	0	0	0	0	0	0
Texas	1/0/1	0	0	0	0	0	0
at Kansas	0/0/0	0	0	0	0	0	0
Iowa State	2/0/2	0	0	0	0	0	0
Totals	3/0/3	0	0	0	0	0	0

2013 Single-Game Bests

Unassisted Tackles 2 vs. Iowa State
 Assisted Tackles.....
 Total Tackles..... 2 vs. Iowa State
 Tackles For Loss.....
 Sacks.....
 Forced Fumbles.....
 Fumble Recoveries.....
 Interceptions.....
 Pass Breakups.....

Walters' Defensive Statistics

Year	GP	T/A/TT	TFL	Sacks	INT	PB	FF	FR
2013	12	3/0/3	0	0	0	0	0	0



7

Daryl Worley
CB, 6-1, 198, FR.
Philadelphia, Pa.

2013 Notes

- ▶ First career start against GSU
- ▶ Second on the team with five pass breakups
- ▶ Set a career-high three assisted tackles against Iowa State
- ▶ Fourth on the team in tackles at Kansas with five
- ▶ Set a career high in total tackles (8) at TCU
- ▶ Set a career high in solo tackles (7) vs. Texas Tech
- ▶ First career INT at Baylor
- ▶ Three tackles against Oklahoma State, including a tackle for loss and a pass breakup
- ▶ Set a career high with two pass breakups against Maryland
- ▶ Four tackles and a pass breakup vs. Georgia State
- ▶ First career TFL at Oklahoma
- ▶ First career tackle vs. William & Mary

2013 Game-By-Game

Opponent	UT/AT/TT	TFLs	Sacks	FF	FR	Int	PBU
William & Mary	1/0/1	0	0	0	0	0	0
at Oklahoma	0/1/1	0	0	0	0	0	0
Georgia State	4/0/4	1/1	0	0	0	0	1
Maryland	2/1/3	0	0	0	0	0	2
Okla. State	2/1/3	1/1	0	0	0	0	1
at Baylor	3/0/3	0	0	0	0	1	0
Texas Tech	7/0/7	0	0	0	0	0	0
at K-State		DNP					
at TCU	6/2/8	0	0	0	0	0	0
Texas	3/0/3	0	0	0	0	0	1
at Kansas	4/1/5	1/4	0	0	0	0	0
Iowa State	4/3/7	0	0	0	0	0	0
Totals	36/9/45	3/6	0	0	0	1	5

2013 Single-Game Bests

Unassisted Tackles 7 vs. Texas Tech
 Assisted Tackles..... 3 vs. Iowa State
 Total Tackles..... 8 at TCU
 Tackles For Loss..... 1 (3 times)
 Sacks.....
 Forced Fumbles.....
 Fumble Recoveries.....
 Interceptions.....
 Pass Breakups 2 vs. Maryland

Worley's Defensive Statistics

Year	GP	T/A/TT	TFL	Sacks	INT	PB	FF	FR
2013	11	36/9/45	3/6	0	1	5	0	0





8

Josh Lambert
K, 5-11, 200, r-Fr.
Garland, Texas

2013 Notes

- ▶ Named WVU and Big 12 Special Teams Player of the Week for his performance at TCU
- ▶ Team's leading scorer with 86 points
- ▶ Ranked No. 4 in the Big 12 and No. 13 nationally in field goals made per game
- ▶ Ranked No. 7 in Big 12 scoring for kickers
- ▶ Ranked No. 8 overall in Big 12 scoring
- ▶ No. 6 in Big 12 field goal percentage (73.9)
- ▶ Field goals of 49, 41 and 26 yards vs. Iowa State
- ▶ Kicked 34-yard game-winning field goal in overtime at TCU. Overall, made field goals of 24, 42 and 34 yards at TCU
- ▶ Career long 50-yard field goal at Kansas State
- ▶ Field goals of 33 and 30 yards vs. Texas Tech
- ▶ Hit three of five FG attempts vs. OSU with a long of 45 yards
- ▶ Accounted for 12 of 30 points against OSU
- ▶ Connected on field goals of 42 and 23 yards vs. Georgia State and accounted for 11 points
- ▶ Hit for a 22-yard field goal against William & Mary

2013 Game-By-Game

Opponent	FGM/A	Pct.	Lg	XP/A	Pts.
William & Mary	1/2	500	22	3/3	6
at Oklahoma	0/0	000	0	1/1	1
Georgia State	2/3	666	42	5/5	11
Maryland	0/0	000	0	0/0	0
Oklahoma State	3/5	600	45	3/3	12
at Baylor	0/0	000	0	6/6	6
Texas Tech	2/2	1000	33	3/3	9
at Kansas State	2/2	1000	50	0/1	6
at TCU	3/3	1000	42	3/3	12
Texas	1/1	1000	30	5/5	8
at Kansas	0/1	000	0	1/1	1
Iowa State	3/4	750	49	5/5	14
Totals	17/23	739	50	35/36	86

2013

FG SEQUENCE	West Virginia
William & Mary	55, (22)
at Oklahoma	0
Georgia State	(42), 53, (23)
Maryland	0
Oklahoma State	(45), 50, 34, (27), (34)
at Baylor	0
Texas Tech	(33), (30)
at Kansas State	(21), (50)
at TCU	(24), (42), (34)
Texas	(30)
at Kansas	42
Iowa State	(49), 51, (41), (26)

Numbers in (parentheses) indicate FG was made.

Lambert's Field Goals

Year	FG/A	Pct.	1/29	30/39	40/49	50/99	Lg
2013	17/23	739	6/6	5/6	5/6	1/5	50



91

Nick O'Toole
P, 6-3, 218, r-So.
Corona, Calif.

2013 Notes

- ▶ Big 12 Specials Teams Player of the Week (9/30)
- ▶ Ranked No. 17 nationally in punting and No. 3 in the Big 12 (44.1)
- ▶ Had 26 punts on the season of 50 yards or more and placed 22 punts inside the opponent 20
- ▶ His 26 punts of 50 yards or more are the most since Todd Sauerbrun had 33 in 1994. His 22 punts inside the 20 were the most since Greg Pugnetti had 24 in 2010 and Pat McAfee had 25 in 2008
- ▶ For the season, had 23 punts result in a fair catch
- ▶ Averaged 56.0 yards on three punts vs. Iowa State. Day included punts of 68 (career high), 52 and 48 yards
- ▶ O'Toole's 56.0 punting average against Iowa State was the highest game average since Ralph Anastasio's 57.0 against Virginia in 1957
- ▶ Avg. 44.6 yards on eight punts at Kansas. Day included punts of 58, 56 and 50 yards
- ▶ Averaged 46.7 yards on seven punts vs. Texas with four punts of 50 yards or longer
- ▶ Long punt at TCU went for 50 yards and placed three inside the TCU 20-yard line
- ▶ Long punt vs. Texas Tech went for 55 yards
- ▶ Seven punts at Baylor for 306 yards. Averaged 43.7 yards per punt with a long of 59 yards
- ▶ Eight punts vs. OSU for 357 yards and a 44.6 average. Three punts traveled 50 yards or more
- ▶ Strong day in the rain vs. Maryland with eight punts for 369 yards and a 46.1 average
- ▶ Four punts of 50 yards or more with another two of 49 yards vs. the Terps. Also placed three punts inside the Terp 20-yard line
- ▶ Numbers vs. GSU showed him playing the field position game with three punts for 94 yards with two placed inside the 20
- ▶ Finished with seven punts at Oklahoma for 317 yards and a 45.3 average
- ▶ Long punt at OU went for 54 yards and placed three punts inside the Sooner 20-yard line
- ▶ Mountaineer debut resulted in five punts for 253 yards and a long of 60 yards
- ▶ Averaged an impressive 50.5 punting average in his WVU debut. O'Toole's punts traveled 48, 57, 56, and 60 yards

2013 Game-By-Game Punting

Opponent	Punts	Yds	Avg.	Lg	TB	FC	50+	I-20
William & Mary	5	253	50.6	60	0	2	3	1
at Oklahoma	7	317	45.3	54	0	2	2	3
Georgia State	3	94	31.3	36	0	3	0	2
Maryland	8	369	46.1	54	0	3	4	3
Oklahoma St.	8	357	44.6	57	0	5	3	2
at Baylor	7	306	43.7	59	2	3	3	2
Texas Tech	5	213	42.6	55	0	3	1	2
at Kansas State	5	160	32.0	38	0	1	0	1
at TCU	7	297	42.4	50	1	0	1	3
Texas	7	327	46.7	52	0	0	4	1
at Kansas	8	357	44.6	58	1	1	3	1
Iowa State	3	168	56.0	68	1	0	2	1
Totals	73	3,218	44.1	68	5	23	26	22

O'Toole's Punting Statistics

Year	Punts	Yards	Avg.	Lg	TB	FC	50+	I-20
2013	73	3,218	44.1	68	5	23	26	22





48

Michael Molinari
H/P, 6-2, 205, r-Jr.
Parkersburg, W.Va.

2013 Notes


- ▶ Handled kickoffs and was one of the team's punters
- ▶ Seven kickoffs for 438 yards, one touchback and a 62.6 average vs. Iowa State
- ▶ Averaged 60.5 yards on two kickoffs in a strong wind at Kansas
- ▶ Six kickoffs vs. Texas for 385 yards and a 64.2 average
- ▶ Six kickoffs at TCU for 370 yards (61.7 avg.)
- ▶ Four kickoffs at Kansas State for an average of 65.0 yards with two touchbacks
- ▶ Avg. 62.5 yards on six kickoffs. vs. Texas Tech
- ▶ Seven kickoffs vs. Oklahoma State for 454 yards, three touchbacks and a 64.9 average
- ▶ Lone kickoff vs. Maryland traveled 65 yards
- ▶ Eight kickoffs vs. GSU for 494 yards (61.8 avg.) and two touchbacks
- ▶ Two kickoffs at Oklahoma for 128 yards and a 64.0 average. with one touchback
- ▶ Strong day vs. William & Mary with five kickoffs for 322 yards and 64.4-yard average with two touchbacks

2013 Game-By-Game Kickoffs

Opponent	Kickoffs	Yards	Avg.	TB
William & Mary	5	322	64.4	2
at Oklahoma	2	128	64.0	1
Georgia State	8	494	61.8	2
Maryland	1	65	65.0	0
Oklahoma St.	7	454	64.9	3
at Baylor	0	0	0.0	0
Texas Tech	6	375	62.5	0
at Kansas State	4	260	65.0	2
at TCU	6	370	61.7	1
Texas	6	385	64.2	1
at Kansas	2	121	60.5	1
Iowa State	7	438	62.6	1
Totals	54	3,412	63.2	14

Molinari's Punting Statistics

Year	Punts	Yards	Avg.	Lg	TB	FC	50+	I-20
2013	0	0	0.0	0	0	0	0	0
2012	1	31	31.0	31	0	0	0	0
2011	30	1,116	37.2	58	2	5	1	11
Totals	31	1,147	37.0	58	2	5	1	11



5

Mario Alford
WR, 5-9, 175, Jr.
Greenville, Ga.

2013 Notes

- ▶ Averaged 20.8 yards per kickoff return in 2013
- ▶ Five kickoff returns for 96 yards with a long of 26 vs. Iowa State. Averaged 19.2 yards per return against the Cyclones
- ▶ Great kickoff return day vs. Texas with three returns for 88 yards with a long of 43
- ▶ Also had a 32-yard kickoff return vs. the Longhorns
- ▶ First return of the season came at Oklahoma with three kickoff returns for 45 yards with a long of 26

2013 Game-By-Game Kickoff Returns

Opponent	No.	Yards	Avg.	TDs	Lg
William & Mary	0	0	0.0	0	0
at Oklahoma	3	45	15.0	0	26
Georgia State	0	0	0.0	0	0
Maryland	0	0	0.0	0	0
Oklahoma State	0	0	0.0	0	0
at Baylor	0	0	0.0	0	0
Texas Tech	0	0	0.0	0	0
at Kansas State	0	0	0.0	0	0
at TCU	0	0	0.0	0	0
Texas	3	88	29.3	0	43
at Kansas	0	0	0.0	0	0
Iowa State	5	96	19.2	0	27
Totals	11	229	20.8	0	43

2013 Single-Game Bests

Kickoff Returns.....5 vs. Iowa State
 Kickoff Return Yardage.....96 vs. Iowa State
 Kickoff Return Average.....29.3 vs. Texas
 Touchdowns.....
 Long Return.....43 vs. Texas

Alford's Kickoff Return Statistics

Year	Kickoff Returns	Yards	Avg.	Long
2013	11	229	20.8	43



4

Wendell Smallwood
RB, 5-11, 198, Fr.
Wilmington, Del.

2013 Notes

- ▶ Enrolled at West Virginia in January 2013
- ▶ Ranked No. 7 in the Big 12 in kickoff returns
- ▶ Three kickoff returns at Kansas for 38 yards
- ▶ Five kickoff returns vs. Texas for 81 yards with a long of 23
- ▶ Kickoff returns at Kansas state of 24 and 22 yards
- ▶ Seven kickoff returns vs. Texas Tech for 119 yards with a long of 27
- ▶ Seven kickoff returns at Baylor for 155 yards with a long of 38. Averaged 21.5 yards per return
- ▶ Three kickoff returns vs. Maryland for 56 yards with a long of 21. Averaged 18.6 yards per return

2013 Game-By-Game Kickoff Returns

Opponent	No.	Yards	Avg.	TDs	Lg
William & Mary	1	26	26.0	0	26
at Oklahoma	0	0	0.0	0	0
Georgia State	0	0	0.0	0	0
Maryland	3	56	18.6	0	21
Oklahoma State	0	0	0.0	0	0
at Baylor	7	155	22.1	0	38
Texas Tech	7	119	17.0	0	27
at Kansas State	2	46	23.0	0	24
at TCU	1	14	14.0	0	14
Texas	5	81	16.2	0	23
at Kansas	3	38	12.7	0	16
Iowa State	1	6	6.0	0	0
Totals	30	541	18.0	0	38

2013 Single-Game Bests

Kickoff Returns.....7 vs. Baylor, Texas Tech
 Kickoff Return Yardage.....155 vs. Baylor
 Kickoff Return Average.....26.0 vs. William & Mary
 Touchdowns.....0
 Long Return.....38 vs. Baylor

Smallwood's Kickoff Return Statistics

Year	Kickoff Returns	Yards	Avg.	Long
2013	30	541	18.0	38



WVU's 2013 SCORING DRIVES

Opponent	Plays	Yds	Time	Result
William & Mary	8	67	2:24	Sims 11 rush
William & Mary	15	70	6:16	Lambert 22 FG
William & Mary	3	80	1:18	Carswell 69 pass from Millard
William & Mary	8	50	3:40	Smallwood 2 rush
Oklahoma	3	85	0:47	Smith 75 rush
Georgia State	5	28	1:41	Lambert 42 FG
Georgia State	11	93	4:05	Shorts 21 pass from Childress
Georgia State	2	60	0:20	McCartney 45 pass from Childress
Georgia State	11	62	4:22	Lambert 23 FG
Georgia State	8	62	2:26	Sims 32 rush
Georgia State	3	33	1:00	Shorts 23 pass from Childress
Georgia State	8	68	3:50	Smith 10 rush
Oklahoma State	0	0	0:00	Banks 58 interception return
Oklahoma State	8	70	2:41	White 17 pass from Trickett
Oklahoma State	4	1	1:00	Lambert 45 FG
Oklahoma State	5	43	2:07	Sims 1 rush
Oklahoma State	10	42	3:33	Lambert 27 FG
Oklahoma State	7	19	1:56	Lambert 34 FG
Baylor	0	0	0:00	Joseph fumble recovery
Baylor	4	75	1:41	White 39 pass from Trickett
Baylor	4	75	1:45	Sims 39 rush
Baylor	4	80	1:26	Carswell 43 pass from Millard
Baylor	7	33	2:17	White 1 pass from Millard
Baylor	0	0	0:00	Cook 32 interception return
Texas Tech	11	73	2:31	Lambert 33 FG
Texas Tech	9	99	3:53	Smith 38 rush
Texas Tech	4	4	1:32	Lambert 40 FG
Texas Tech	13	74	5:28	Sims 4 pass from Trickett
Texas Tech	7	72	2:40	Smith 12 rush
Kansas State	7	47	3:13	Trickett 6 rush
Kansas State	7	79	2:38	Lambert 21 FG
Kansas State	5	47	1:18	Lambert 50 FG
TCU	12	67	4:52	Lambert 24 FG
TCU	3	87	1:02	Sims 31 rush
TCU	9	72	2:42	Lambert 42 FG
TCU	7	56	3:09	Clay 11 pass from Trickett
TCU	3	17	0:51	Sims 13 pass from Trickett
TCU/OT	6	8	0:00	Lambert 34 FG
Texas	0	0	0:00	Team safety
Texas	6	42	2:26	Sims 3 rush
Texas	5	51	1:23	Sims 6 rush
Texas	15	76	4:51	Lambert 30 FG
Texas	9	91	2:38	Sims 1 rush
Texas	6	52	1:11	Smith 8 rush
Texas	3	75	1:18	Alford 75 pass from Millard
Kansas	6	75	2:52	Sims 12 pass from Millard
Kansas	5	75	1:30	White 3 pass from Millard
Kansas	10	73	2:53	Sims 6 rush
Iowa State	7	38	2:27	Lambert 49 FG
Iowa State	2	6	0:39	Sims 7 rush
Iowa State	0	0	0:00	Joseph 38 fumble recovery
Iowa State	4	91	1:18	White 17 pass from Trickett
Iowa State	1	76	0:12	Sims 76 rush
Iowa State	1	76	0:11	Alford 76 pass from Trickett
Iowa State/OT	4	1	0:00	Lambert 41 FG

Opponent	Plays	Yds	Time	Result
Iowa State/OT	5	16	0:00	Lambert 26 FG



Opponent	Plays	Yds	Time	Result
William & Mary	6	62	2:19	Laws 1 pass from Graham
William & Mary	5	29	0:23	Graham 5 rush
William & Mary	7	22	0:48	Carpenter 29 FG
Oklahoma	12	51	4:32	Hunnicut 44 FG
Oklahoma	5	32	1:29	Millard 1 pass from Knight
Oklahoma	13	83	3:58	Hunnicut 21 FG
Oklahoma	9	45	4:34	Hunnicut 32 FG
Georgia State	1	65	0:12	Evans 65 rush
Maryland	3	24	1:13	Stinebaugh 6 pass from Brown
Maryland	0	0	0:00	Hendy 28 interception return
Maryland	5	34	2:57	Craddock 50 FG
Maryland	8	62	2:16	Craddock 36 FG
Maryland	9	42	4:32	Craddock 30 FG
Maryland	3	6	1:03	Brown 1 rush
Maryland	12	89	8:16	Boss 3 rush
Oklahoma State	5	85	1:30	Stewart 73 pass from Walsh
Oklahoma State	8	76	2:21	Moore 27 pass from Walsh
Oklahoma State	4	48	1:22	Seaton 30 pass from Walsh
Baylor	3	75	0:40	Goodley 61 pass from Petty
Baylor	12	75	3:33	Petty 2 rush
Baylor	1	47	0:09	Reese 47 pass from Petty
Baylor	1	80	0:13	Seastrunk 80 rush
Baylor	14	80	0:13	Glasco 2 rush
Baylor	8	77	2:23	Glasco 2 rush
Baylor	4	77	1:47	Seastrunk 19 rush
Baylor	7	74	1:13	Linwood 13 rush
Baylor	11	72	3:39	Chaffin 1 rush
Baylor	7	16	3:11	Jones 36 FG
Baylor	5	75	2:26	Russell 7 rush
Texas Tech	4	47	1:25	Amaro 10 pass from Webb
Texas Tech	11	64	2:44	Bustin 21 FG
Texas Tech	9	55	3:16	Bustin 36 FG
Texas Tech	6	38	1:49	Bustin 26 FG
Texas Tech	8	80	2:05	Williams 1 rush
Texas Tech	7	84	2:08	Williams 1 rush
Texas Tech	10	69	3:29	Amaro 10 pass from Webb
Kansas State	4	47	2:34	Lockett 35 pass from Waters
Kansas State	14	78	8:24	Lockett 9 pass from Sams
Kansas State	7	78	3:40	Thompson 30 pass from Waters
Kansas State	5	54	2:19	Lockett 24 pass from Waters
Kansas State	8	64	4:35	Hubert 4 rush
TCU	12	67	4:52	Oberkrom 22 FG
TCU	8	80	3:29	Doctson 10 pass from Pachall
TCU	9	67	2:58	Porter 12 pass from Pachall
TCU	11	73	4:04	Porter 3 pass from Pachall
TCU	7	39	1:00	Oberkrom 45 FG
Texas	4	7	1:29	Fera 37 FG
Texas	5	27	1:57	Brown 2 rush
Texas	4	-1	0:43	Fera 25 FG
Texas	4	-4	1:15	Fera 29 FG
Texas	8	75	3:11	Davis 49 pass from McCoy
Texas	7	67	2:41	Bergeron 8 rush
Texas	11	66	4:55	Shiple 10 pass from McCoy
Texas	12	57	2:22	Fera 24 FG
Texas/OT	6	25	0:00	De La Torre 2 pass from McCoy

Opponent	Plays	Yds	Time	Result
Kansas	13	64	4:47	Doherty 25 rush
Kansas	5	89	1:35	Sims 3 rush
Kansas	1	68	0:11	Sims 68 rush
Kansas	5	14	1:54	Sims 2 rush
Kansas	1	1	0:03	Bourbon 1 rush
Iowa State	6	81	2:33	Rohach 54 rush
Iowa State	5	64	1:37	Bundrage 10 pass from Rohach
Iowa State	12	99	4:25	Johnson 3 rush
Iowa State	7	72	3:57	Bundrage 62 pass from Rohach
Iowa State	8	25	3:50	Netten 31 FG
Iowa State	5	33	1:46	Coleman 19 pass from Rohach
Iowa State/OT	4	3	0:00	Netten 40 FG
Iowa State/OT	7	17	0:00	Netten 26 FG
Iowa State/OT	1	25	0:00	Coleman 25 pass from Rohach



Offense

76/TD..... **Sims rush (Iowa State)**
 76/TD..... **Alford pass from Trickett (Iowa State)**
 75/TD..... **Smith 75 rush (Oklahoma)**
 72/TD..... **Alford pass from Millard (Texas)**
 69/TD..... **Carswell pass from Millard (William & Mary)**
 51..... Smith rush (Maryland)
 50..... Carswell pass from Trickett (Kansas State)
 46..... Alford pass from Millard (Kansas)
 45/TD..... **McCartney pass from Childress (Georgia State)**
 45..... Smith rush (Iowa State)
 44..... Carswell pass from Trickett (Oklahoma State)
 43..... Carswell pass from Childress (Georgia State)
 43..... White pass from Trickett (Kansas State)
 43/TD..... **Carswell pass from Millard (Baylor)**
 40..... Alford pass from Trickett (Oklahoma State)
 40..... White pass from Trickett (Texas Tech)
 40..... Alford pass from Trickett (Iowa State)
 39/TD..... **White pass from Trickett (Baylor)**
 39/TD..... **Sims rush (Baylor)**
 38..... Smallwood rush (Georgia State)
 38..... Sims pass from Trickett (Oklahoma State)
 38/TD..... **Smith rush (Texas Tech)**
 38..... Shorts pass from Trickett (TCU)
 37..... White pass from Trickett (Baylor)
 33..... Carswell pass from Millard (Oklahoma)
 33..... Sims rush (Texas)
 32/TD..... **Sims rush (Georgia State)**
 31/TD..... **Sims rush (TCU)**
 31..... White pass from Millard (Texas)
 31..... Alford pass from Trickett (Iowa State)
 30..... Smallwood rush (Maryland)
 30..... Alford pass from Millard (Kansas)
 30..... Smallwood pass from Millard (Kansas)
 30..... Alford pass from Trickett (Iowa State)
 29..... Sims rush (TCU)
 29..... Smallwood pass from Millard (Texas)
 28..... Shorts pass from Millard (Baylor)
 27..... Alford pass from Trickett (TCU)
 27..... Sims rush (Kansas)
 26..... Shorts pass from Childress (Georgia State)
 25..... Sims rush (Georgia State)
 25..... Sims rush (Oklahoma State)
 25..... White pass from Trickett (Baylor)
 25..... Sims rush (Kansas)
 24..... Sims pass from Millard (Oklahoma)
 24..... Alford rush (Georgia State)
 23..... Smith rush (Georgia State)
 23/TD..... **Shorts pass from Childress (Georgia State)**
 22..... Myers pass from Childress (Georgia State)
 22..... Shorts pass from Trickett (Texas Tech)
 22..... Shorts pass from Trickett (Iowa State)
 22..... Sims pass from Trickett (Iowa State)
 21..... McCartney pass from Childress (Georgia State)
 21/TD..... **Shorts pass from Childress (Georgia State)**
 21..... Sims pass from Millard (Texas)
 20..... Shorts pass from Trickett (Texas Tech)
 20..... Shorts pass from Trickett (Kansas State)
 20..... Alford rush (Texas)

Defense

37..... Worley interception return (Baylor)
 38/TD..... **Joseph fumble recovery (Iowa State)**
 34/TD..... **Banks interception return (Oklahoma State)**
 32/TD..... **Cook interception return (Baylor)**
 21..... Cook interception return (Baylor)

Special Teams

50/FG..... **Lambert field goal (Kansas State)**
 49/FG..... **Lambert field goal (Iowa State)**
 45/FG..... **Lambert field goal (Oklahoma State)**
 43..... Alford kickoff return (Texas)
 42/FG..... **Lambert field goal (Georgia State)**
 42/FG..... **Lambert field goal (TCU)**
 41/FG..... **Lambert field goal (Iowa State)**
 38..... Carswell kickoff return (Georgia State)
 38..... Smallwood kickoff return (Baylor)
 34/FG..... **Lambert field goal (Oklahoma State)**
 34/FG..... **Lambert field goal (TCU)**
 33/FG..... **Lambert field goal (Texas Tech)**
 32..... Alford kickoff return (Texas)
 30..... Smallwood kickoff return (Baylor)
 30/FG..... **Lambert field goal (Texas Tech)**
 30/FG..... **Lambert field goal (Texas)**
 27/FG..... **Lambert field goal (Oklahoma State)**
 27..... Smallwood kickoff return (Texas Tech)
 27..... Alford kickoff return (Iowa State)
 26..... Smallwood kickoff return (William & Mary)
 26..... Alford kickoff return (Oklahoma)
 26..... Smallwood kickoff return (Baylor)
 26/FG..... **Lambert field goal (Iowa State)**
 24..... Carswell kickoff return (Maryland)
 24..... Smallwood kickoff return (Kansas State)
 24/FG..... **Lambert field goal (TCU)**
 23/FG..... **Lambert field goal (Georgia State)**
 23..... Smallwood kickoff return (Texas)
 22/FG..... **Lambert field goal (William & Mary)**
 22..... Carswell punt return (Georgia State)
 22..... Smallwood kickoff return (Texas Tech)
 22..... Smallwood kickoff return (Kansas State)
 22..... Alford kickoff return (Iowa State)
 21..... Smallwood kickoff return (Maryland)
 21/FG..... **Lambert field goal (Kansas State)**
 20..... Smallwood kickoff return (Maryland)
 20..... Smallwood kickoff return (Texas Tech)
 20..... Smallwood kickoff return (Texas)
 20..... Alford kickoff return (Iowa State)



Offense

80/TD	Seastrunk rush (Baylor)
73/TD	Stewart pass from Walsh (Oklahoma State)
68/TD	Sims rush (Kansas)
65/TD	Evans rush (Georgia State)
62	Sims rush (Kansas)
62/TD	Bundrage pass from Rohach (Iowa State)
61/TD	Goodley pass from Petty (Baylor)
55	Linwood rush (Baylor)
54/TD	Rohach rush (Iowa State)
50	Goodley pass from Petty (Baylor)
49/TD	Davis pass from McCoy (Texas)
47/TD	Reese pass from Petty (Baylor)
42	Goodley pass from Petty (Baylor)
41	Williams pass from Webb (Texas Tech)
40	McBride pass from Graham (William & Mary)
40	McBride pass from Graham (William & Mary)
37	Amaro pass from Webb (Texas Tech)
37	Doctson pass from Pachall (TCU)
36	Rhodes pass from Russell (Baylor)
36	Shipley pass from McCoy (Texas)
36	Bibbs pass from Rohach (Iowa State)
35/TD	Lockett pass from Waters (Kansas State)
34	Clay rush (Oklahoma)
34	Coleman pass from Petty (Baylor)
34	Wimberly pass from Rohach (Iowa State)
33	Clay rush (Oklahoma)
32	Clay rush (Oklahoma)
32	Bester pass from Knight (Oklahoma)
32	Amaro pass from Webb (Texas Tech)
32	Sexton pass from Waters (Kansas State)
32	Sexton pass from Sams (Kansas State)
31	Davis pass from Bell (Georgia State)
31	T. Moore pass from Walsh (Oklahoma State)
30	Saunders pass from Knight (Oklahoma)
30	Jacobs pass from Brown (Maryland)
30/TD	Seaton pass from Walsh (Oklahoma State)
30	Webb rush (Baylor)
30	Marquez pass from Webb (Texas Tech)
30/TD	Thompson pass from Waters (Kansas State)
29	Davis pass from McCoy (Texas)
29	Long pass from Brown (Maryland)
28	McBride pass from Graham (William & Mary)
27	Washington pass from Webb (Texas Tech)
27	Davis pass from Webb (Texas Tech)
27	Gray rush (Texas)
27	Brown rush (Texas)
27	Bibbs pass from Rohach (Iowa State)
26	Clay rush (Oklahoma)
25	Ross pass from Brown (Maryland)
25	C. Moore pass from Walsh (Oklahoma State)
25/TD	Coleman pass from Rohach (Iowa State)
24	Fuller pass from Petty (Baylor)
24	Chaffin rush (Baylor)
24	Amaro pass from Webb (Texas Tech)
24/TD	Lockett pass from Waters (Kansas State)
23	Slanina pass from Pachall (TCU)
22	Roland rush (Oklahoma State)
22	Boykin pass from Pachall (TCU)
21	Asmar pass from Graham (William & Mary)
21	Glasco rush (Baylor)
21	Coleman pass from Rohach (Iowa State)
20	Sanders pass from McCoy (Texas)
20	Johnson rush (Iowa State)

Defense

54	Goodman interception return (Kansas)
28/TD	Hendy interception return (Maryland)
28	Heeney interception return (Kansas)
34	Hooker interception return (TCU)

Special Teams

52	Davis kickoff return (Texas Tech)
50/FG	Craddock field goal (Maryland)
45/FG	Oberkrom field goal (TCU)
44/FG	Hunnicuttt field goal (Oklahoma)
40	Roland kickoff return (Oklahoma State)
40/FG	Netten field goal (Iowa State)
37/FG	Fera field goal (Texas)
36/FG	Craddock field goal (Maryland)
36	Stewart punt return (Oklahoma State)
36/FG	Jones field goal (Baylor)
36/FG	Bustin field goal (Texas Tech)
36	Catalon kickoff return (TCU)
33	Wilson kickoff return (Georgia State)
32/FG	Hunnicuttt field goal (Oklahoma)
32	Johnson kickoff return (Texas)
31	McBride kickoff return (William & Mary)
31	Likely kickoff return (Maryland)
31	Stewart kickoff return (Texas Tech)
31/FG	Netten field goal (Iowa State)
30/FG	Craddock field goal (Maryland)
29/FG	Carpenter field goal (William & Mary)
29/FG	Fera field goal (Texas)
29	Nealy kickoff return (Iowa State)
28	Johnson kickoff return (Texas)
28	Nealy kickoff return (Iowa State)
27/TD	Moore pass from Walsh (Oklahoma State)
26/FG	Bustin field goal (Texas Tech)
26	McBride kickoff return (William & Mary)
26	Bundrage kickoff return (Iowa State)
26/FG	Netten field goal (Iowa State)
25/FG	Fera field goal (Texas)
25	Wilson kickoff return (Georgia State)
25	Norwood kickoff return (Baylor)
25	Johnson kickoff return (Texas)
25/FG	Doherty field goal (Kansas)
24	Stewart kickoff return (Oklahoma State)
24/FG	Fera field goal (Texas)
24	Nealy kickoff return (Iowa State)
23	Nealy kickoff return (Iowa State)
22	McBride kickoff return (William & Mary)
22	Wilson kickoff return (Georgia State)
22	Roland kickoff return (Oklahoma State)
22	Lockett kickoff return (Kansas State)
22/FG	Oberkrom field goal (TCU)
21/FG	Hunnicuttt field goal (Oklahoma)
21/FG	Bustin field goal (Texas Tech)
21	Van Der Kamp fake punt (Iowa State)
20	Clay kickoff return (Oklahoma)
20	Gilbert kickoff return (Oklahoma State)
20	Stewart kickoff return (Texas Tech)
20	Lockett kickoff return (Kansas State)
20	Waymon kickoff return (TCU)



GAME 1: WEST VIRGINIA 24, WILLIAM & MARY 17

MORGANTOWN, W.Va. (Aug 31, 2013) - New faces made their mark on West Virginia football for the first time as the Mountaineers won their season and home opener by a 24-17 count over William & Mary.

Charles Sims, Dreamius Smith, Wendell Smallwood, Dakiel Shorts, Ronald Carswell, Devonte Mathis and Nick O'Toole were just some of the new names to make their debut in a Mountaineer uniform, and all had a role in the season's first victory.

Sims led all rushers with 120 yards on 23 carries, including an 11-yard touchdown rush for the season's first score. Smith added 40 yards rushing, while Smallwood scored the go-ahead touchdown on a two-yard rush in the fourth quarter.

Carswell showed his explosiveness with a 69-yard third quarter touchdown reception, and Shorts and Mathis combined for 11 catches for 107 yards.

Another pleasant surprise was the punting of O'Toole, a redshirt sophomore, who flipped the field in WVU's favor on four of his five punts. He averaged 50.6 yards per punt with a long of 60 yards.

The weather was hot and steamy at Milan Puskar Stadium, and the Mountaineers started with a hot hand by taking their opening drive 67 yards on eight plays for a 7-0 lead behind Sims' 11-yard touchdown rush.

However, the rest of the first half belonged to William & Mary, as the Tribe tied the game at the 3:28 mark of the first quarter on a Darnell Laws one-yard touchdown reception.

William & Mary took the lead at the 8:56 mark of the second quarter, when quarterback Michael Graham rushed in from five-yards out for a 14-7 Tribe advantage.

W&M upped its advantage to 17-7 at the half, when kicker John Carpenter added a 29-yard field goal with just 0:23 left.

The Mountaineers came up with two key scores in the third quarter to tie the game, before heading into the fourth.

At the 8:44 mark, kicker Josh Lambert connected on a 22-yard field goal to end a 70-yard drive and pull the Mountaineers closer at 17-10.

On West Virginia's next possession, quarterback Paul Millard hit a streaking Carswell for a 69-yard touchdown pass, which tied the game at 17-17 and put the momentum back on the West Virginia sideline.

While the WVU offense fought back to erase a 10-point deficit, the Mountaineer defense came up big in the second half by blanking the Tribe on the scoreboard and holding them to just 108 total yards in the final two quarters of action.

Both teams traded possessions in the final quarter, until West Virginia broke through for

the game-winning touchdown with just 3:22 left. Smallwood capped off an eight-play, 50-yard drive with his first career WVU touchdown, which came on a two-yard run.

Leading 24-17, the WVU defense wrote the final chapter in the game, as Darwin Cook intercepted a Graham pass on the ensuing drive to seal the game and allow the offense to run out the clock.

West Virginia's defensive effort was led by Nick Kwiatkoski, Cook and Rowell, who combined for 19 tackles.

William & Mary got 108 yards receiving from Tre McBride, while Graham passed for 207 yards and one score. The Tribe defense was led by Jerome Couplin with 14 tackles.

West Virginia finished with a balanced 172 yards rushing and 237 passing for a total of 409 yards of offense. The Tribe totaled 102 yards on the game and 207 through the air for 309 total yards.

The win upped West Virginia's record all-time against schools from the FCS to 13-0.



Charles Sims

Scoring and Statistical Summary

	1	2	3	4	F
William & Mary.....	7	10	0	0	17
West Virginia.....	7	0	10	7	24

- 1st** WVU - Charles Sims 11 rush (Josh Lambert kick)
W&M - Darnell Lewis 1 pass from Michael Graham (John Carpenter kick)
- 2nd** W&M - Graham 5 rush (Carpenter kick)
W&M - Carpenter 29 FG
- 3rd** WVU - Lambert 22 FG
- 4th** WVU - Ronald Carswell 69 pass from Paul Millard (Lambert kick)
WVU - Wendell Smallwood 2 rush (Lambert kick)

	W&M	WVU
First Downs.....	12	24
Rushes/Yards.....	31/102	44/172
Passing Yardage.....	207	237
Passes.....	18/27/1	19/27/0
Punts.....	7/279/39.9	5/253/50.6
Fumbles/Lost.....	0/0	3/1
Return Yardage.....	82	43
Penalties/Yards.....	3/36	5/50
Time of Possession.....	30:15	29:45

WVU RUSHING: Sims 23-120, Smith 12-40; **WVU PASSING:** Millard 19-25-0-237; **WVU RECEIVING:** Shorts 7-63, Mathis 4-44, Carswell 2-73; **WVU TACKLES (TFL/QS):** Kwiatkoski 7, Cook 6, Rowell 6; **WVU INTERCEPTIONS:** Cook.

W&M RUSHING: Cooper 10-45, Anderson 11-31; **W&M PASSING:** Graham 18-27-1-207; **W&M RECEIVING:** Laws 8-45, McBride 3-108; **W&M TACKLES (TFL/QS):** Couplin 14 (1/0), September 9 (1/0), Tagoe 8; **W&M INTERCEPTIONS:** None.

Attendance - 56,350



NORMAN, OK (Sept. 7, 2013) - A combined eight turnovers by both teams on a hot, steamy night in Norman hindered the offenses and pumped up the defenses as No. 16 Oklahoma downed West Virginia, 16-7, in front of 84,692 at Gaylord Family-Oklahoma Memorial Stadium.

Turnover totals in the Big 12 opener for both schools saw West Virginia with three fumbles and one interception, while the Sooners fared no better with two fumbles and two interceptions.

The leg of Oklahoma kicker Mike Hunnicutt proved to be the big difference in the game. The All-America candidate converted on field goals of 44, 21 and 32 yards to keep the Sooners in front for most of the night.

Despite the turnovers, the Sooners did get a running game going and finished with 316 yards. Leading the effort was Brennan Clay with 170 yards on 22 carries. Clay was followed by Damien Williams with 96 yards to form a strong one-two ground game for OU.

The Oklahoma rushing success eventually wore down the West Virginia defense, which played well for most of the night. By churning out yards on the ground, the Sooners held almost a 9:00 advantage in time of possession and ran 13 more plays than the Mountaineers.

While running plays stood out for Oklahoma, it was the West Virginia ground game that struck first.

On West Virginia's second possession, junior Dreamius Smith broke loose for a 75-yard touchdown run to put the Mountaineers on the board first. Not only was it West Virginia's longest play from scrimmage thus far in 2013, but it was Smith's first career touchdown as a Mountaineer. The run gave WVU the lead, 7-0, at the 8:54 mark of the first quarter.

However, the Sooners would start chipping away at the deficit and went on to score the next 16 unanswered points, mainly behind the kicking of Hunnicutt.

The junior hit his first field goal with 4:22 left in the first by connecting from 44-yards out to put the score at 7-3.

The Sooners took the lead for good at the 13:35 mark of the second quarter, when quarterback Trevor Knight hit Trey Millard for a one-yard scoring pass, which was set up after a WVU muffed punt.

Oklahoma took a 13-7 lead into the locker room, when Hunnicutt hit from 21-yards away to end a 13-play, 83-yard drive. The long, time-consuming drive before the half was indicative of the game for the Mountaineers. The drive put OU's halftime advantage at 19 more plays and just over 5:00 more possession time.

Despite a scoreless third quarter, the Mountaineer offense showed signs of life in the

second half of play, but turnovers and execution problems continued to stall drives.

Oklahoma scored the final points in the game with just over 10:00 remaining, when Hunnicutt hit for a 32-yard field goal.

Leading the defensive effort in holding the Sooners to just 16 points on their home field was safety Darwin Cook with 11 tackles, one fumble recovery and one interception. Linebacker Nick Kwiatkoski added 11 tackles. Lineman Will Clarke came through with a fumble recovery, and safety Karl Joseph grabbed his first interception of the season. Both interceptions and fumble recoveries were key to stopping Sooner drives and keeping the Mountaineers in the game.

Final totals showed West Virginia with 169 yards rushing and 218 passing to total 387 yards of offense. Oklahoma's final totals came in at 316 yards on the ground and 119 through the air for 435 total yards.

The seven points scored by the Mountaineers were the lowest in the Dana Holgorsen era at West Virginia.



Dreamius Smith

Scoring and Statistical Summary

	1	2	3	4	F
West Virginia	7	0	0	0	7
Oklahoma	3	10	0	3	16

1st	WVU - Dreamius Smith 75 rush (Josh Lambert kick)
	OU - Mike Hunnicutt 44 FG
2nd	OU - Trey Millard 1 pass from Trevor Knight (Hunnicutt kick)
	OU - Hunnicutt 21 FG
4th	OU - Hunnicutt 32 FG

	WVU	OU
First Downs	19	21
Rushes/Yards	24/169	57/316
Passing Yardage	218	119
Passes	21/41/1	10/21/2
Punts	7/317/45.3	5/223/44.6
Fumbles/Lost	3/3	3/2
Return Yardage	58	78
Penalties/Yards	8/66	9/53
Time of Possession	25:34	34:26

WVU RUSHING: Smith 3-77, Sims 11-57; **WVU PASSING:** Millard 21-41-1-218; **WVU RECEIVING:** White 7-80, Carswell 3-44; **WVU TACKLES (TFL/QS):** Kwiatkoski 11 (1/0), Cook 11 (0); **WVU INTERCEPTIONS:** Cook, Joseph

OU RUSHING: Clay 22-170, Williams 21-95; **OU PASSING:** Knight 10-20-2-119; **OU RECEIVING:** Saunders 4-60, Bester 3-46; **OU TACKLES (TFL/QS):** Hayes 8 (1/0), Nelson 7, Sanchez 6; **OU INTERCEPTIONS:** Lynn.

Attendance - 84,692



MORGANTOWN, W.Va. (Sept. 14, 2013) - West Virginia grabbed its second win of the 2013 season with a 41-7 victory over Georgia State in front of 57,440 at Milan Puskar Stadium.

Powering the Mountaineers was an offense that got on track behind the first career start of redshirt-freshman quarterback Ford Childress. The Houston native, passed for 359 yards and three touchdowns to jump start the offense. His passing numbers were a WVU record for freshmen quarterbacks, passing the old mark of 257 yards set by Scott McBrien in 2000.

The running game was powered by Charles Sims with 116 yards rushing and one score, while Wendell Smallwood and Dreamius Smith added 62 and 60 yards on the ground in the victory.

Not to be outdone, the Mountaineer defense was solid by holding the Panthers to just 84 yards passing, while allowing just one score.

West Virginia's opening drive resulted in a Josh Lambert 42-yard field goal. WVU would score its first touchdown at the 4:11 mark of the first quarter, when Childress connected on a 21-yard pass to Daikiel Shorts. The play ended an impressive 93-yard drive in 11 plays and gave the Mountaineers a 10-0 advantage.

Childress hit for his next touchdown pass at the 2:50 mark of the second quarter, as he connected with senior receiver Ivan McCartney for a 45-yard scoring toss. WVU's scoring drive covered 60 yards in just two plays and gave the Mountaineers a 17-0 lead at the intermission.

Georgia State turned in its best offensive play of the game at the 11:37 mark of the third quarter, when running back Travis Evans outrushed the Mountaineer secondary for a 65-yard scoring jaunt. The play pulled the Panthers to within 10 at 17-7, but it was all Gold and Blue the rest of the way.

The Mountaineers would go on to light up the scoreboard four more times enroute to the victory. Lambert added his second field goal in the contest, this time from 23-yards out, with 4:36 remaining in the third.

Fourth quarter action saw three touchdowns from the Mountaineer offense. First, Sims broke loose for a 32-yard run to cap off a 62-yard drive at the 14:50 mark.

With 11:42 left, Childress struck for touchdown pass number three and the second of the day to Shorts. The two connected for a 23-yard pass play to end a 33-yard drive.

And finally, Smith ended the scoring with a powerful 10-yard rush on fourth down, breaking several tackles along the way, as WVU was trying to run out the clock. The run ended up closing out an eight-play, 68-yard drive.

Aside from Childress and the running backs, the Mountaineer receivers had a good day with


nine players having at least one catch. While Shorts and McCartney had the touchdown receptions, KJ Myers, Mario Alford and Ronald Carswell also figured heavily into the passing attack. Carswell finished with 167 all-purpose yards, as his 67 yards receiving went along with 46 yards on punt returns and 54 on kickoff returns.

The WVU defensive effort was led by Nick Kwiatkoski with nine tackles, a sack and a forced fumble.

Georgia State got a solid 118 yards rushing from Evans, as he averaged 9.8 yards per carry. The Panther defense was led by Rashad Stewart and Robert Ferguson with 11 tackles each, and the two combined for three TFL and one sack.

Final numbers showed the Mountaineers with 245 yards on the ground and 359 passing for 604 total yards. The Panthers added 136 yards on the ground to go along with their 84 yards passing and totaled 220 yards on the afternoon.

The game produced the 10th 40-point or more outburst in the Holgorsen era, and improved the Mountaineers to 83-6 when scoring 30 or more points since the 2000 season.



Ford Childress

Scoring and Statistical Summary

	1	2	3	4	F
Georgia State.....	0	0	7	0	7
West Virginia.....	10	7	3	21	41

1st	WVU - Josh Lambert 42 FG
	WVU - Daikiel Shorts 21 pass from Ford Childress (Lambert kick)
2nd	WVU - Ivan McCartney 45 pass from Childress (Lambert kick)
3rd	GSU - Travis Evans 65 rush (Wil Lutz kick)
	WVU - Lambert 23 FG
4th	WVU - Charles Sims 32 rush (Lambert kick)
	WVU - Shorts 23 pass from Childress (Lambert kick)
	WVU - Dreamius Smith 10 rush (Lambert kick)

	GSU	WVU
First Downs.....	10	30
Rushes/Yards.....	33/136	42/245
Passing Yardage.....	84	359
Passes.....	8/18/0	25/41/1
Punts.....	10/393/39.3	3/94/31.3
Fumbles/Lost.....	1/1	0/0
Return Yardage.....	128	100
Penalties/Yards.....	7/35	4/48
Time of Possession.....	28:02	31:58

WVU RUSHING: Sims 18-116, Smallwood 8-62, Smith 12-60; **WVU PASSING:** Childress 25-41-1-359; **WVU RECEIVING:** Myers 6-64, Shorts 5-88; **WVU TACKLES (TFL/QS):** Kwiatkoski 9 (1/1), Rose 6 (1/2), Barber 5; **WVU INTERCEPTIONS:** None.

GSU RUSHING: Evans 12-118; **GSU PASSING:** Bell 5-13-0-63; **GSU RECEIVING:** Davis 3-39, Rucker 2-27; **GSU TACKLES (TFL/QS):** Stewart 11 (1/0), Ferguson 11 (2/1); **GSU INTERCEPTIONS:** McClendon.

Attendance - 57,440



BALTIMORE, Md. (Sept. 21, 2013) - Six turnovers spelled doom for West Virginia as Maryland scored its first victory over the Mountaineers in seven tries with a 37-0 victory at M&T Bank Stadium.

Four fumbles and two interceptions hindered the Mountaineers and ignited the Terrapins, as they handed West Virginia its first shutout since 2001.

West Virginia's offense could not gain any momentum on the rainy Saturday afternoon, which resulted in a 17-minute advantage in time of possession for Maryland.

Maryland's first score was set up after a muffed punt by the Mountaineers. Three plays later, Dave Stinebaugh hauled in a six-yard pass from C.J. Brown for a 7-0 Terp lead.

Just under a minute later, cornerback A.J. Hendy picked off a Ford Childress pass and returned it 28 yards for the game's second score.

With a 14-0 lead heading into the second quarter, Maryland added five more scores to take a commanding 30-0 lead at the half.

Kicker Brad Craddock added a 50-yard field goal at the 11:06 mark and would go on to convert two more tries to give him three field goals in the quarter.

Aside from his 50-yarder, Craddock added a 36-yard try at the 7:08 mark and a 30-yard field goal with just 1:35 left in the half.

The Terrapins were not done with just three field goals in the quarter, picking off Childress for the second time with 1:21 left. It took just three plays before Brown rushed in from one-yard out to stun the Mountaineers.

As the rain continued to pour, second-half action saw Maryland run a base offense with the objective to run out the clock. With no scoring in the third quarter, the Terrapins used a 12-play, 89-yard drive that consumed a lengthy 8:16 to close out the scoring.

Running back Brandon Ross put the exclamation point on the Terps first victory over West Virginia since 2004 with a three-yard touchdown run.

West Virginia running back Dreamius Smith used a 51-yard run late in the game to propel him to a team-high 74 yards rushing. Fellow running back Charles Sims hauled in eight catches for 33 yards, while Childress finished the second start of his young career with 11 completions on 22 attempts for 62 yards passing.

Safety Karl Joseph had a strong day in the Mountaineer secondary with seven solo tackles and a total of eight to lead a weary Mountaineer defense.

One bright spot for West Virginia was the continued strong punting of redshirt sophomore Nick O'Toole. The Corona, Calif., native averaged


46.1 yards per punt with a long of 54 yards. Of his eight punts, three were for 50 yards or more and another two traveled 49 yards.

Ross led the Terp rushing attack with 67 yards and one score. Brown quarterbacked a solid game and was mistake free, finishing with 217 yards and one touchdown passing and another rushing.

Deon Long led the Terrapin receivers with six catches for 98 yards, while the Terp defense received seven tackles, one TFL and one forced fumble from L.A. Goree.

Final totals showed West Virginia with 113 yards rushing and 62 passing for 175 total yards, which was the lowest total in the Dana Holgorsen era at West Virginia. Maryland totaled 113 yards on the ground and 217 through the air for 330 yards of total offense.

West Virginia fell to 2-2 and finished non-conference play for 2013 with a 2-1 mark. Maryland improved to 4-0, and by breaking the seven-game losing streak to the Mountaineers, closed the series record to 26-22-2 in favor of West Virginia.



Scoring and Statistical Summary

	1	2	3	4	F
West Virginia	0	0	0	0	0
Maryland	14	16	0	7	37

- 1st** UMD - Dave Stinebaugh 6 pass from C.J. Brown (Brad Craddock kick)
 UMD - A.J. Hendy 28 interception return (Craddock kick)
- 2nd** UMD - Craddock 50 FG
 UMD - Craddock 36 FG
 UMD - Craddock 30 FG
 UMD - Brown 1 rush (Craddock kick)
- 4th** UMD - Brandon Ross 3 rush (Craddock kick)

	WVU	UMD
First Downs	6	17
Rushes/Yards	25/113	47/113
Passing Yardage	62	217
Passes	11/22/2	16/25/0
Punts	8/369/46.1	5/256/51.2
Fumbles/Lost	4/4	4/2
Return Yardage	119	60
Penalties/Yards	7/59	7/39
Time of Possession	21:54	38:06

WVU RUSHING: Smith 12-74, Sims 8-35, Smallwood 1-30 ; **WVU PASSING:** Childress 11-22-2-62; **WVU RECEIVING:** Sims 8-33; **WVU TACKLES (TFL/QS):** Joseph 8, Barber 5 (2/0); **WVU INTERCEPTIONS:** None.

UMD RUSHING: Ross 20-67; **UMD PASSING:** Brown 16-25-0-217; **UMD RECEIVING:** Long 6-98, Jacobs 2-39; **UMD TACKLES (TFL/QS):** Goree 7 (1/0), Davis 4, Robinson 4; **UMD INTERCEPTIONS:** Hendy, Cudjoe-Virgil

Attendance - 55,677



MORGANTOWN, W.Va. (Sept. 28, 2013) - West Virginia capitalized on three Oklahoma State turnovers and defeated the Cowboys, 30-21, at Milan Puskar Stadium.

A struggling Mountaineer offense, which had been shutout the week before, fed off the energy created by a fired-up West Virginia defense which came up with several big plays against the nation's No. 11-ranked team. In turn, the Mountaineer offense responded under first-time starting quarterback Clint Trickett.

The Florida State transfer patiently waited his turn and became the third starting quarterback for the Mountaineers in 2013. When his time came, Trickett made the most of it with a gutsy performance that carried the Mountaineers to their first Big 12 victory of the season.

Oklahoma State scored first with 8:32 left on the first-quarter clock. Quarterback J.W. Walsh hit Josh Stewart for a 73-yard touchdown pass, and the Cowboys looked to be off and running.

A Cowboy interception on WVU's next possession, paved the way for the OSU offense to take control of the game. However, West Virginia's Ishmael Banks picked off a Walsh pass and returned the interception 58 yards for a game-changing interception return.

Instead of Oklahoma State driving for a two touchdown lead, Banks' interception sparked the Mountaineer football team, tied the game and ignited the 57,280 at Milan Puskar Stadium.

Feeding off the confidence gained by Banks' interception, Trickett drove the West Virginia offense 70 yards in eight plays, and threw his first touchdown pass as a Mountaineer, hitting Kevin White for a 17-yard scoring toss. After the quarter started out like OSU was going to dominate, it was the Mountaineers who took a 14-7 advantage into the second quarter.

A Cowboy fumble early in the second was recovered by WVU linebacker Isaiah Bruce to set up the game's next score. Freshman kicker Josh Lambert connected on a 45-yard field goal at the 10:43 mark to up the West Virginia lead to 17-7.

Oklahoma State countered with a 76-yard scoring drive that saw Walsh hit Tracy Moore for a 27-yard touchdown reception to pull the Cowboys to within three at 17-14.

A Trickett 40-yard pass play to junior Mario Alford set up Charles Sims' touchdown run for a 24-14 Mountaineer advantage, which held up at the half after an OSU missed field goal.

Oklahoma State scored at the 11:35 mark of the third quarter, when Walsh hit for his third touchdown pass in the game, this time to Jeremy Seaton, cutting the Mountaineer lead to 24-21.

But that touchdown would be the final points of the game for the high-powered Cowboy offense, as an inspired West Virginia defense took

control and held OSU scoreless on its final eight possessions.

One Cowboy drive ended with a missed field goal early in the fourth, and the final stanza saw WVU convert on two more field goals by Lambert to put the game out of reach and seal the upset victory.

Trickett finished his first game with 309 yards passing, while Sims totaled 157 all-purpose yards. Safety Darwin Cook's interception late in the fourth set up the game clinching field goal, and Cook also added eight tackles to lead the defense.

Walsh finished with 322 yards passing and three touchdowns, while Stewart led all receivers with 127 yards. Caleb Lavey led the Cowboy defense with 12 tackles.

West Virginia's final numbers stood at 68 yards rushing and 320 passing for 388 yards of offense. Oklahoma State rushed for 111 and passed for 322 to total 433 yards.

The West Virginia win evened the two teams at 1-1 in all-time Big 12 play, and gave the Mountaineers a slim 3-2 advantage in the all-time series with Oklahoma State.



Scoring and Statistical Summary

	1	2	3	4	F
Oklahoma State.....	7	7	7	0	21
West Virginia.....	14	10	0	6	30

1st	OSU - Josh Stewart 73 pass from J.W. Walsh (Ben Grogan kick) WVU - Ishmael Banks 58 interception return (Josh Lambert kick) WVU - Kevin White 17 pass from Clint Trickett (Lambert kick)
2nd	WVU - Lambert 45 FG OSU - Tracy Moore 27 pass from Walsh (Grogan kick) WVU - Charles Sims 1 rush (Lambert kick)
3rd	OSU - Jeremy Seaton 30 pass from Walsh (Grogan kick)
4th	WVU - Lambert 27 FG WVU - Lambert 34 FG

	OSU	WVU
First Downs.....	18	21
Rushes/Yards.....	40/111	39/68
Passing Yardage.....	322	320
Passes.....	20/47/2	25/51/2
Punts.....	10/379/37.9	8/357/44.6
Fumbles/Lost.....	2/1	2/0
Return Yardage.....	142	104
Penalties/Yards.....	10/96	6/39
Time of Possession.....	26:59	33:01

WVU RUSHING: Sims 18-60; **WVU PASSING:** Trickett 24-50-2-309; **WVU RECEIVING:** Sims 5-83, Carswell 5-76, Shorts 5-32; **WVU TACKLES (TFL/QS):** Barber 9 (1/0), Bell 8, Cook 8; **WVU INTERCEPTIONS:** Banks, Cook.

OSU RUSHING: Walsh 16-52, Roland 7-46; **OSU PASSING:** Walsh 20-47-2-322; **OSU RECEIVING:** Stewart 7-127, Moore 5-89, Seales 4-40; **OSU TACKLES (TFL/QS):** Lavey 12 (1/0), Gary 9 (1/0), Simmons 6; **OSU INTERCEPTIONS:** Gilbert, Patmon.

Attendance - 57,280



WACO, TEXAS (Oct. 5, 2013) - No. 16/17 Baylor scored a touchdown on nine of its first 10 possessions and never looked back in defeating West Virginia, 73-42, at Floyd Casey Stadium.

West Virginia didn't have a bad offensive day in terms of numbers, but the Mountaineers just couldn't keep pace with the speedy Bears.

A rolling Baylor offense scored 28 points in the first quarter and 28 more in the second on its way to 56 first-half points and 617 total yards.

The Bears finished with two 100-yard rushers and one 100-yard receiver, while accumulating 38 first downs.

Antwan Goodley hauled in a 61-yard touchdown pass from Bryce Petty on the game's third play from scrimmage for a quick 7-0 Baylor lead.

West Virginia answered back, when Karl Joseph recovered a muffed punt in the end zone to tie the game at the 12:32 mark of the first quarter.

However, the anticipated track meet never ensued, as Baylor added a two-yard touchdown run by Petty, a 47-yard scoring strike from Petty to Tevin Reese and an 80-yard rush from Lache Seastrunk for a 28-7 first-quarter advantage.

Glasco Martin added two touchdown runs of two yards in the second quarter to extend Baylor's lead to 42-7 and give the Bears a string of 35 unanswered points.

West Virginia finally answered at the 5:49 mark, when Clint Trickett hit Kevin White for a 39-yard scoring toss that covered 75 yards in four plays.

However, Baylor finished out the quarter with touchdown runs from Seastrunk (19 yards) and Shock Linwood (13 yards) to give the Bears a commanding 56-14 lead at the half.

Second-half action saw the Mountaineers outscore Baylor, 28-17, but it was too little, too late.

The Mountaineers took the second-half kickoff and marched 75 yards in four plays, ending with a 39-yard Charles Sims touchdown run.

Leading 56-21, Baylor added the next two scores in the third to take a 66-21 advantage into the final quarter. Devin Chafin's one-yard scoring run came before a 36-yard field goal from Aaron Jones at the 5:20 mark to close out the scoring in the quarter.

West Virginia scored three times in the fourth quarter, the first coming with 10:48 remaining in the game, when Ronald Carswell caught a 43-yard pass from Paul Millard. White came back on WVU's next possession and notched his second touchdown in the game, by hauling in a one-yard pass from Millard.

Baylor ended its scoring for the night with 5:41 left, as backup quarterback Seth Russell rushed in from seven-yards out. West Virginia added a score late, when cornerback Travis Bell intercepted Russell and lateraled the ball to Cook, who returned it

32 yards for a touchdown to put the final total at 73-42.

Sims led the WVU rushing effort with 92 yards and a score. White had his best day as a Mountaineer with 130 yards on seven catches and two touchdowns. Cook led the defense with nine tackles, one sack, one interception and a touchdown. Jared Barber and Doug Rigg combined for 20 tackles.

Petty finished with 347 yards passing for Baylor, and Goodley was his favorite target with seven catches for 170 yards. Seastrunk finished with 172 yards on the ground and was joined in a strong rushing effort by Linwood with 126 yards. The Bear defense was led by linebacker Bryce Hager with eight stops.

Final numbers showed West Virginia with 118 yards on the ground and 276 passing for 394 yards. Baylor finished with 468 yards rushing and 396 passing for an impressive 864 yards of total offense.

The game marked the first trip for Mountaineer football to Waco, and the Baylor win evened the all-time series between the two schools at 1-1.



Scoring and Statistical Summary

	1	2	3	4	F
West Virginia	7	7	7	21	42
Baylor	28	28	10	7	73

- 1st** BU - Antwan Goodley 61 pass from Bryce Petty (Aaron Jones kick)
 WVU - Karl Joseph 0 fumble recovery (Josh Lambert kick)
 BU - Petty 2 rush (Jones kick)
 BU - Tevin Reese 47 pass from Petty (Jones kick)
 BU - Lache Seastrunk 80 rush (Jones kick)
- 2nd** BU - Glasco Martin 2 rush (Jones kick)
 BU - Martin 2 rush (Jones kick)
 WVU - Kevin White 39 pass from Clint Trickett (Lambert kick)
 BU - Seastrunk 19 rush (Jones kick)
 BU - Linwood 13 rush (Jones kick)
- 3rd** WVU - Charles Sims 39 rush (Lambert kick)
 BU - Devin Chaffin 1 rush (Jones kick)
 BU - Jones 36 FG
- 4th** WVU - Ronald Carswell 43 pass from Paul Millard (Lambert kick)
 WVU - White 1 pass from Millard (Lambert kick)
 BU - Seth Russell 7 rush (Kyle Peterson kick)
 WVU - Darwin Cook 32 interception return (Lambert kick)

	WVU	BU
First Downs	21	38
Rushes/Yards	34/118	61/476
Passing Yardage	276	396
Passes	17/41/1	20/33/3
Punts	7/306/43.7	0/0/0.0
Fumbles/Lost	3/0	3/1
Return Yardage	274	78
Penalties/Yards	6/76	10/100
Time of Possession	29:30	30:30

WVU RUSHING: Sims 19-92; **WVU PASSING:** Trickett 9-28-1-161, Millard 8-13-0-115; **WVU RECEIVING:** White 7-130, Carswell 2-58; **WVU TACKLES (TFL/QS):** Barber 11, Cook 9 (1/1), Rigg 9; **WVU INTERCEPTIONS:** Cook, Bell, Worley.

BU RUSHING: Seastrunk 15-172, Linwood 14-126; **BU PASSING:** Petty 17-25-1-347; **BU RECEIVING:** Goodley 7-170, Fuller 4-55, Reese 3-75; **BU TACKLES (TFL/QS):** Hager 8, Stewart 5, Masumbuko 5 (1/0); **BU INTERCEPTIONS:** Goodson.

Attendance - 45,467



MORGANTOWN, W.Va. (Oct. 19, 2013) - No. 15/16 Texas Tech jumped out to an early lead, and then rallied from behind in the fourth quarter to defeat West Virginia, 37-27, in front of 54,084 fans on Homecoming.

The Red Raiders asserted themselves early, as they took a 13-0 lead at the 12:30 mark of the second quarter.

A first-quarter touchdown reception by Jace Amaro came before two Ryan Bustin field goals to get the game started for Texas Tech.

However, West Virginia came alive in the second quarter and scored 20 unanswered points to not only erase the deficit, but take the lead in the third quarter.

Fueled by two fumble recoveries, West Virginia got the string of 20 straight points started with a Josh Lambert 33-yard field goal, followed by a 38-yard touchdown run from running back Dreamius Smith. The touchdown run ended an impressive 99-yard scoring drive for the Mountaineers in nine plays.

Trailing 13-10, Lambert added a 30-yard field goal with just 23 seconds left to knot the score at 13-13 at the half.

The Mountaineers took their first lead of the game, 20-13, at the 9:27 mark of the third quarter, when they took the second-half kickoff 74 yards and used a four-yard pass from quarterback Clint Trickett to tailback Charles Sims to complete the comeback.

Remaining second-half action saw the back-and-forth battle that most expected, with the Red Raiders coming out on top in the old-fashioned shootout.

A total of six scores occurred in the second half, with five coming after Trickett's pass to Sims. Texas Tech stopped the string of answered points with Bustin's 26-yard field goal with 7:24 left in the third.

Leading 20-16, West Virginia answered back with a 12-yard Smith run that ended a seven-play, 72-yard drive, giving the Mountaineers a 27-16 advantage with 4:36 left in the third quarter.

As well as the West Virginia offense was moving the ball in the second and third quarters, no one expected the Mountaineer offense to go cold and run out of gas, but seemingly that is what happened. The Red Raiders would rally from the 27-16 deficit to score the final 21 points to earn the Big 12 road victory.

A Kenny Williams one-yard run with 2:26 left in the third quarter ended an 80-yard drive, and closed the gap to 27-23 heading into the fourth.

The Red Raiders added two more touchdowns in the fourth to take command of the game. The first came with 9:30 left, as Williams again rushed in from one-yard away, which closed out an 84-yard drive. Then Amaro struck again in the

final minute to put the game out of reach, as he hauled in a 10-yard pass from freshman Davis Webb for the 10-point victory.

The Mountaineers closed the game with five straight drives without a score, with three drives consisting of just three plays.

Trickett finished with 254 yards passing, while Smith (89) and Sims (77) led the WVU rushing attack. Daikiel Shorts had 78 yards receiving, and Kevin White caught five of Trickett's passes for 77 yards, with a long catch of 40 yards. Jared Barber led the WVU defense with nine tackles.

For Tech, Webb passed for 462 yards with 136 going to Amaro, who caught both Red Raider touchdown passes. Brad Marquez added 112 yards receiving, while Tanner Jacobson, Will Smith and Pete Robertson all finished with nine tackles and combined for two sacks, two forced fumbles and one fumble recovery.

Final totals showed West Virginia with 183 yards rushing and 254 passing for 437 yards of total offense. Texas Tech finished with 111 yards on the ground and a strong 462 through the air for 573 yards of total offense.



Dreamius Smith

Scoring and Statistical Summary

	1	2	3	4	F
Texas Tech.....	10	3	10	14	37
West Virginia.....	0	13	14	0	27

1st	TTU - Jace Amaro 10 pass from Davis Webb (Ryan Bustin kick)
	TTU - Bustin 21 FG
2nd	TTU - Bustin 36 FG
	WVU - Josh Lambert 33 FG
	WVU - Dreamius Smith 38 rush (Lambert kick)
	WVU - Lambert 30 FG
3rd	WVU - Charles Sims 4 pass from Clint Trickett (Lambert kick)
	TTU - Bustin 26 FG
	WVU - Smith 12 rush (Lambert kick)
4th	TTU - Kenny Williams 1 rush (Bustin kick)
	TTU - Williams 1 rush (Bustin kick)
	TTU - Amaro 10 pass from Webb (Bustin kick)

	TTU	WVU
First Downs.....	29	23
Rushes/Yards.....	31/111	39/183
Passing Yardage.....	462	254
Passes.....	36/50/0	27/43/0
Punts.....	3/136/45.3	5/213/42.6
Fumbles/Lost.....	2/2	2/1
Return Yardage.....	135	133
Penalties/Yards.....	7/80	5/50
Time of Possession.....	25:37	34:23

WVU RUSHING: Smith 16-89, Sims 15-77; **WVU PASSING:** Trickett 27-43-0-254; **WVU RECEIVING:** Shorts 9-78, White 5-77; **WVU TACKLES (TFL/QS):** Barber 9 (2/0), Kwiatkoski 8; **WVU INTERCEPTIONS:** None.

TTU RUSHING: Williams 16-58, Washington 10-31; **TTU PASSING:** Webb 36-50-0-462; **TTU RECEIVING:** Amaro 9-136, Marquez 8-112; **TTU TACKLES (TFL/QS):** Jacobson 9, Smith 9 (1/1), Robertson 9 (1/1), Bullitt 8 (1/0); **TTU INTERCEPTIONS:** None.

Attendance - 54,084



MANHATTAN, Kan. (Oct. 26, 2013) - Kansas State erased a five-point third quarter deficit to defeat West Virginia, 35-12, in front of 52,898 fans on Homecoming at Bill Snyder Family Stadium.

For the second straight Big 12 game, West Virginia had the lead in the third quarter but could not finish with a victory. Against Kansas State, the Wildcats scored 28 unanswered second-half points to close out the game.

Using two quarterbacks, Jake Waters and Daniel Sams, the Wildcats threw just three incomplete passes in 21 attempts, while the KSU defense collected two sacks, six tackles for loss and one interception to slow the West Virginia offense.

Kansas State started the scoring with 3:57 left in the opening quarter, when Waters found Tyler Lockett for a 35-yard touchdown pass.

The Mountaineers were able to answer the score at the 10:05 mark of the second quarter, when quarterback Clint Trickett rushed in from six-yards out to complete a 47-yard drive. KSU blocked the ensuing extra-point attempt to hold on to a 7-6 advantage.

West Virginia kicker Josh Lambert erased the deficit at the 5:25 mark of the second quarter, with a 21-yard field goal that ended a 79-yard scoring drive. Highlighting the drive was a 50-yard completion from Trickett to receiver Ronald Carswell.

Just before halftime, West Virginia faked a 26-yard field goal attempt, but holder Michael Molinari was tackled short of a first down on his rushing attempt and the score remained 9-7 in favor of WVU at the intermission.

The Mountaineers got on the board at the 10:40 mark of the third quarter, when Lambert connected on a career-long 50-yard field goal, giving WVU a 12-7 lead. The big play of the drive was a 43-yard completion from Trickett to receiver Kevin White.

With 2:16 left in the third, Kansas State regained the lead for good, when Sams found Lockett for a nine-yard scoring toss, giving the Wildcats a 14-12 advantage.

Kansas State would go on to score 21 more points in the fourth quarter to wrap the game up. The Mountaineer offense could not find its way to the end zone again, and the Wildcats wore down a tired WVU defense. KSU ended up possessing the ball for 11 minutes more than the Mountaineers, despite running seven less plays.

Fourth-quarter scoring by K-State saw Tramaine Thompson haul in a 30-yard touchdown pass to end a 78-yard drive with 11:11 left in the game. Then Lockett added his third touchdown reception in the contest with a 24-yard pass from Waters with 7:31 remaining.

And finally, running back John Hubert closed out the scoring with just 21 seconds left as he

scampered in from four-yards out to give K-State its only rushing touchdown of the game.

For West Virginia, Trickett passed for 227 yards, while running back Charles Sims was the team's leading rusher with 43 yards, while also grabbing seven catches for 54 yards.

Karl Joseph was outstanding for the WVU defense with 12 solo tackles, two TFL, one forced fumble and one fumble recovery. Teammate Nick Kwiatkoski added 11 stops, one sack and one forced fumble.

For Kansas State, Waters finished with 198 yards passing, and Sams added 93 yards. To go along with his three touchdowns, Lockett had 111 yards receiving, while teammate Curry Sexton hauled in 112 yards on six catches. The Wildcat defense was led by Ty Zimmerman with 12 tackles followed by Blake Slaughter with nine stops, two TFL and one fumble recovery.

Final numbers showed West Virginia with 103 yards rushing and 264 passing for 367 yards of total offense. Kansas State finished with 157 yards on the ground and 291 through the air for 448 yards of total offense.



Scoring and Statistical Summary

	1	2	3	4	F
West Virginia	0	9	3	0	12
Kansas State	7	0	7	21	35

1st	KSU - Tyler Lockett 35 pass from Jake Waters (Jack Cantele kick)
2nd	WVU - Clint Trickett 6 rush (Josh Lambert kick blocked) WVU - Lambert 21 FG
3rd	WVU - Lambert 50 FG
4th	KSU - Lockett 9 pass from Daniel Sams (Cantele kick) KSU - Tramaine Thompson 30 pass from Waters (Cantele kick) KSU - Lockett 24 pass from Waters (Cantele kick) KSU - John Hubert 4 rush (Cantele kick)

	WVU	KSU
First Downs	18	19
Rushes/Yards	29/103	43/157
Passing Yardage	264	291
Passes	19/42/1	18/21/0
Punts	5/160/32.0	5/185/37.0
Fumbles/Lost	2/2	3/2
Return Yardage	71	61
Penalties/Yards	3/25	4/33
Time of Possession	24:28	35:32

WVU RUSHING: Sims 8-43, Smith 7-23; **WVU PASSING:** Trickett 15-28-0-227; **WVU RECEIVING:** Sims 7-54, Carswell 3-65; **WVU TACKLES (TFL/QS):** Joseph 12 (2/0), Kwiatkoski 11 (1/1); **WVU INTERCEPTIONS:** None.

KSU RUSHING: Hubert 19-86, Waters 10-58; **KSU PASSING:** Waters 10-13-0-198, Sams 8-8-0-93; **KSU RECEIVING:** Lockett 8-111, Sexton 6-112; **KSU TACKLES (TFL/QS):** Zimmerman 12, Slaughter 9 (2/0); **KSU INTERCEPTIONS:** Roberts.

Attendance - 52,898



FORT WORTH, Texas. (Nov. 2, 2013) - Josh Lambert's game-winning 34-yard field goal in overtime capped off a West Virginia comeback that saw the Mountaineers erase a 14-point deficit and score a 30-27 Big 12 road victory at TCU.

The Mountaineers used a 17-point fourth quarter, and the services of Charles Sims, who accounted for 154 yards rushing and 189 all-purpose yards to spark the comeback and end a three-game losing streak. Sims' 154 yards rushing were the most ever on a Gary Patterson TCU defense.

TCU had four turnovers in the game, and the first one got West Virginia on the scoreboard early in the opening quarter. Off a Kyle Rose deflection, linebacker Nick Kwiatkoski intercepted TCU quarterback Casey Pachall to set up WVU at the TCU 23-yard line. Lambert converted the first of his three field goals, and his 24-yarder put the Mountaineers on top 3-0.

The Horned Frogs quickly tied the game on their next drive, as Jaden Oberkrom connected from 22-yards out to end a 12-play, 67-yard drive.

TCU took the lead on its next possession, as the Horned Frogs used an eight-play, 80-yard scoring drive to take a 10-3 advantage on Pachall's 10-yard pass to Josh Doctson.

Early in the second quarter, TCU was on the verge of blowing the game open as a Pachall 12-yard pass to David Porter put the Horned Frogs up 17-3 with 12:10 left in the half.

However, the Mountaineers survived the opening storm and were able to force the Horned Frogs to a three-and-out on their next possession to breath life back into the Mountaineer sideline.

After TCU was stopped on downs, West Virginia quarterback Clint Trickett connected on two straight passes of 29 and 27 yards to set up a 31-yard rushing touchdown by Sims to pull the Mountaineers closer at 17-10.

Both teams were held scoreless on the next five possessions, (three for TCU and two for WVU) and the Horned Frogs took the seven-point lead into the intermission.

Third quarter action was scoreless, but the two teams were about to erupt for a combined 27 points in the fourth quarter to provide a thrilling end to the Big 12 contest.

A key turning point came near the end of the third quarter, when Trickett was intercepted by Paul Dawson to set up the Horned Frogs at the WVU 12-yard line with 24 seconds left in the quarter. As TCU was attempting to put the game away with a score, linebacker Isaiah Bruce forced a Trevone Boykin fumble that teammate Jared Barber recovered, and the Horned Frog threat was over and new life entered the Mountaineers.

After the fumble recovery, Trickett led the offense on a 72-yard drive that resulted in a 42-yard field goal from Lambert. Trailing 17-13, WVU's

Ishmael Banks intercepted Pachall on TCU next play, which led to a Trickett 11-yard scoring pass to Cody Clay, giving WVU a 20-17 lead.

The turnover bug hit TCU again on its next drive, as a Pachall fumble was recovered by WVU's Darwin Cook, setting up a 13-yard pass from Trickett to Sims for a 27-17 WVU lead with 7:05 left in the game.

But the Horned Frogs were not done, and used their final two possessions to tie the game on a Pachall touchdown pass and a 45-yard field goal from Oberkrom to send the game into overtime for the second straight year between the two teams.

The WVU defense held TCU on its possession, forcing the Horned Frogs into a long field goal attempt. Oberkrom missed a 62-yard field goal try, giving the advantage to West Virginia. After running five plays, Lambert came on to hit the clutch field goal for the WVU victory.

West Virginia rushed for 148 and passed for 267 to finish with 415 total yards. TCU totaled 60 yards rushing and 394 passing for 454 yards of offense.



Josh Lambert

Scoring and Statistical Summary

	1	2	3	4	OT	F
West Virginia	3	7	0	17	3	30
TCU	10	7	0	0	0	27

1st	WVU - Josh Lambert 24 FG TCU - Jaden Oberkrom 22 FG
2nd	TCU - Josh Doctson 10 pass from Casey Pachall (Oberkrom kick)
3rd	TCU - David Porter 12 pass from Pachall (Oberkrom kick)
4th	WVU - Charles Sims 31 rush (Lambert kick)
OT	WVU - Lambert 42 FG WVU - Cody Clay 11 pass from Clint Trickett (Lambert kick) WVU - Sims 13 pass from Trickett (Lambert kick) TCU - Porter 3 pass from Pachall (Oberkrom kick) TCU - Oberkrom 45 FG WVU - Lambert 34 FG

	WVU	TCU
First Downs	24	30
Rushes/Yards	36/148	29/60
Passing Yardage	267	394
Passes	25/41/2	40/58/2
Punts	7/297/42.4	5/208/41.6
Fumbles/Lost	1/0	2/2
Return Yardage	24	189
Penalties/Yards	4/50	7/67
Time of Possession	28:26	31:34

WVU RUSHING: Sims 24-154; **WVU PASSING:** Trickett 25-41-2-267; **WVU RECEIVING:** Shorts 6-98, Thompson 5-34, Alford 3-62; **WVU TACKLES (TFL/QS):** Cook 14, Joseph 9, Worley 8; **WVU INTERCEPTIONS:** Kwiatkoski, Banks.

TCU RUSHING: Catalan 10-39; **TCU PASSING:** Pachall 40-58-2-394; **TCU RECEIVING:** Boykin 11-100, Doctson 8-92, Porter 8-72; **TCU TACKLES (TFL/QS):** Anderson 14 (2/1), Dawson 13 (2/0), Hackett 11 (1/0); **TCU INTERCEPTIONS:** Dawson, Hooker.

Attendance - 41,632



MORGANTOWN, W.Va. (Nov. 9, 2013) - Texas overcame a late fourth-quarter deficit to force overtime and eventually defeat West Virginia, 47-40, in front of 58,570 fans at Milan Puskar Stadium.

In perhaps one of the best Big 12 football games of the 2013 season, both teams contributed big plays and saw their offenses and defenses take charge at certain points. However, the Longhorns made the last big play in overtime to secure the road victory.

The Mountaineers started fast and took a 9-0 lead behind a blocked punt for a safety by Jewone Snow, and a Charles Sims three-yard rush. The Longhorns added a 37-yard field goal by Anthony Fera with just over a minute to play in the opening quarter, cutting the deficit to 9-3.

Both teams traded punches in the second stanza and scored 10 points each. Texas got its first touchdown on a two-yard run by Malcolm Brown and added another field goal by Fera.

Second-quarter scoring for West Virginia saw Sims add his second touchdown in the game with a six-yard run, before kicker Josh Lambert closed out the scoring with a 30-yard field goal, giving the Mountaineers a 19-13 lead at the half. Lambert's field goal came after WVU controlled the ball for 4:51.

Texas controlled the third quarter and outscored the Mountaineers 17-7 to take a 30-26 advantage into the fourth. Fera's third field goal capitalized on a WVU turnover, before Longhorn quarterback Case McCoy hit receiver Mike Davis for a 49-yard touchdown strike. Running back Joe Bergeron added an eight-yard touchdown run for Texas in the quarter.

West Virginia did not go scoreless in the third, and Sims' third touchdown run in the game, this one from one-yard out, kept the Mountaineers within striking distance heading into the fourth.

The Mountaineers outscored the Longhorns in the fourth, but a 40-37 advantage with 2:35 remaining would not hold up.

Trailing 30-26, West Virginia retook the lead with 14:01 left, when Dreamius Smith powered in from eight-yards out. The Longhorns countered with a 10-yard scoring pass from McCoy to Jaxson Shipley at the 8:57 mark to take a 37-33 lead.

On its next possession, WVU turned in its second-longest scoring play of the season, when Paul Millard hit Mario Alford for a 72-yard touchdown and a 40-37 lead with 7:39 remaining.

The Mountaineer defense held the Longhorns on the next possession, but WVU, after gaining one first down, could not convert a second-and-one and a third-and-one on back-to-back plays, giving the ball back to Texas with 2:35 left. That was enough time for McCoy, who converted a key fourth down and led the Longhorns 57 yards to

set up Fera's 24-yard game-tying field goal and force overtime.

In overtime, McCoy connected with Alex De La Torre for a two-yard scoring toss. WVU got a 20-yard run from Alford on its first play in OT, but could not score from the five-yard line on the next four plays to end the game.

Millard, filling in for the injured Clint Trickett who left the game late in the first quarter, finished finished with 259 yards passing. Alford contributed 205 all-purpose yards, while Sims added 135 all-purpose yards. Linebacker Jared Barber was outstanding with 14 tackles to lead the defense.

McCoy finished with 283 yards passing, with 82 yards going to Shipley and 91 to Davis. Brown led the Texas ground game with 89 yards, while Steve Edmond paced the defense with 12 stops.

Final numbers showed West Virginia with 109 yards rushing and 290 passing for 399 total yards. Texas came in at 152 on the ground and 283 through the air for 435 yards of total offense.

The Texas victory evens the Big 12 conference series between the two schools at 1-1, with the Mountaineers holding a 2-1 overall series lead.



Mario Alford

Scoring and Statistical Summary

	1	2	3	4	OT	F
Texas.....	3	10	17	10	7	47
West Virginia.....	9	10	7	14	0	40

1st	WVU - Team Safety WVU - Charles Sims 3 rush (Josh Lambert kick) UT - Anthony Fera 37 FG
2nd	UT - Malcolm Brown 2 rush (Fera kick) WVU - Sims 6 rush (Lambert kick) UT - Fera 25 FG WVU - Lambert 30 FG
3rd	UT - Fera 39 FG WVU - Sims 1 rush (Lambert kick) UT - Mike Davis 49 pass from Case McCoy (Fera kick) UT - Joe Bergeron 8 rush (Fera kick)
4th	WVU - Dreamius Smith 8 rush (Lambert kick) UT - Jaxson Shipley 10 pass from McCoy (Fera kick) WVU - Mario Alford 72 pass from Paul Millard (Lambert kick) UT - Fera 24 FG
OT	UT - Alex De La Torre 2 pass from McCoy (Fera kick)

	UT	WVU
First Downs.....	20	21
Rushes/Yards.....	41/152	47/109
Passing Yardage.....	283	290
Passes.....	27/49/1	18/36/2
Punts.....	7/257/36.7	7/327/46.7
Fumbles/Lost.....	2/1	6/3
Return Yardage.....	149	185
Penalties/Yards.....	5/37	3/33
Time of Possession.....	31:15	28:45

WVU RUSHING: Sims 24-93; **WVU PASSING:** Trickett 2-4-0-31, Millard 16-32-2-259; **WVU RECEIVING:** White 5-89, Sims 5-42, Alford 4-97; **WVU TACKLES (TFL/QS):** Barber 14, Kwiatkoski 9, Rowell 7 (1/0); **WVU INTERCEPTIONS:** Kwiatkoski.

UT RUSHING: Brown 28-89, Gray 8-56; **UT PASSING:** McCoy 27-49-1-283; **UT RECEIVING:** Shipley 7-82, Johnson 7-28, Sanders 4-43, Davis 3-91; **UT TACKLES (TFL/QS):** Edmond 12 (1/0), Phillips 9 (1/0), Byndom 8 (2/1), Jackson 8 (3/2); **UT INTERCEPTIONS:** Edmond, Phillips.

Attendance - 58,570



LAWRENCE Kan. (Nov. 16, 2013) - Kansas rushed for an impressive 315 yards and surprised West Virginia with a 31-19, victory at Memorial Stadium.

The main man for the Jayhawks was running back James Sims, who rushed for 211 yards on 22 carries. Sims had rushes of 68 and 62 yards and finished with three touchdowns and a 9.8 yards per carry average.

The game got started on a high note for West Virginia, as the Mountaineers scored on their opening possession with relative ease. Filling in for the injured Clint Trickett, quarterback Paul Millard drove the offense 75 yards on just six plays to light up the scoreboard first.

A 27-yard rush from WVU's Charles Sims, a 30-yard pass completion to Mario Alford were key plays in the opening drive that ended when Millard hit Sims for a 12-yard touchdown pass.

Trailing 7-0, Kansas would go on to score the next 31 straight points. On its opening drive, Kansas drove 63 yards on 13 plays and came away with a 25-yard Ron Doherty field goal.

The Jayhawks took the lead with 6:12 remaining in the first half on a three-yard run from Sims that ended an 89-yard drive. Along with the touchdown, Sims had the big play in the drive with a 62-yard rush.

Sims broke loose again with only 39 seconds left in the first half, as his 68-yard touchdown run stunned the Mountaineer defense and gave the Jayhawks a 17-7 lead at the intermission.

A key turning point came early in the third quarter with West Virginia driving to the Kansas 30-yard line. Instead of coming away with points, Kansas linebacker Ben Goodman intercepted Millard and came away with a 54-yard interception return to set up the game's next score.

Five plays later, Sims' second touchdown gave the Jayhawks a 24-7 lead with 10:03 left in the third.

Both teams were unable to put points on the board until the 6:24 mark of the fourth quarter, when Kansas' Brandon Bourbon dove in from one-yard out to give the Jayhawks a commanding 31-7 lead.

The touchdown was set up when Millard threw his second interception, and Kansas linebacker Ben Heeney returned the pick 28 yards to the WVU one-yard line. Both West Virginia interceptions on the day resulted in Jayhawk touchdowns.

The Mountaineers did add two more scores in the final five minutes of the game. Millard connected with receiver Kevin White for a three-yard toss with 4:54 left. A 25-yard Sims run was the big play in the drive for WVU. It was Sims again that found the end zone for West Virginia with just 28 seconds left, when he scampered in from



Will Clarke

six-yards out.

Millard finished with 242 yards passing, and Sims rushed for 99 yards on 16 carries. Alford's 70 yards receiving topped WVU's receiving corps, while Will Clarke led the defense with 10 tackles, and two TFL.

Sims' 211 rushing yards was pretty much the entire Kansas offense. Quarterback Montell Cozart did pass for 61 yards and rush for another 60 to go along with 48 yards on the ground from Bourbon. The Jayhawk defense was led by Cassius Sendish with 11 tackles.

Team totals showed West Virginia with 144 yards rushing and 242 passing for 386 yards of offense. Kansas rushed for an impressive 315 yards, while passing for 61 to total 376 yards of offense. Between the two teams, a running back named Sims accounted for five of the seven touchdowns scored in the game.

The win broke a 27-game Big 12 losing streak for the Jayhawks and ended West Virginia's streak of consecutive bowl games at 11, which was tied for the eighth longest in the country.

Scoring and Statistical Summary

	1	2	3	4	F
West Virginia	7	0	0	12	19
Kansas	3	14	7	7	31

1st	WVU - Charles Sims 12 pass from Paul Millard (Josh Lambert kick)
	KU - Ton Doherty 25 FG
2nd	KU - James Sims 3 rush (Doherty kick)
	KU - Sims 68 rush (Doherty kick)
3rd	KU - Sims 2 rush (Doherty kick)
4th	KU - Brandon Bourbon 1 rush (Doherty kick)
	WVU - Kevin White 3 pass from Millard (Millard pass failed)
	WVU - Sims 6 rush (Millard pass failed)

	WVU	KU
First Downs	20	14
Rushes/Yards	32/144	54/315
Passing Yardage	242	61
Passes	23/42/2	5/12/0
Punts	8/357/44.6	7/237/33.9
Fumbles/Lost	1/0	1/1
Return Yardage	53	140
Penalties/Yards	6/47	9/90
Time of Possession	28:57	31:03

WVU RUSHING: Sims 16-99; **WVU PASSING:** Millard 23-42-2-242; **WVU RECEIVING:** Shorts 6-40, Alford 3-76; **WVU TACKLES (TFL/QS):** Clark 10 (2/0), Kwiatkoski 8 (2/0); **WVU INTERCEPTIONS:** None.

KU RUSHING: Sims 22-211, Cozart 13-60, Bourbon 12-48; **KU PASSING:** Cozart 5-12-0-61; **KU RECEIVING:** Matthews 2-13, Turzilli 1-19; **KU TACKLES (TFL/QS):** Sendish 11, Reynolds 7 (1/0); **KU INTERCEPTIONS:** Goodman, Heeney.

Attendance - 30,809



MORGANTOWN, W.Va. (Nov. 30, 2013) - The Iowa State Cyclones stormed back from a 17-point fourth quarter deficit to stun West Virginia, 52-44, in triple overtime to close out the 2013 season.

Trailing by as much as 31-7 in the second quarter, Iowa State took advantage of three critical Mountaineer turnovers in the second half to play its way back into the game.

The loss negated the fine play from senior running back Charles Sims, who finished with 149 yards rushing and two touchdowns. Sims became the first Mountaineer running back to reach the 1,000-yard rushing plateau since 2009.

Junior receiver Mario Alford also turned in a big game with eight catches for 215 yards, including a 76-yard touchdown reception in the fourth quarter.

Sims and Alford's play sparked the Mountaineers, who started fast and seemed to be in total control for three-and-a-half quarters, before the Iowa State comeback left a stunned fanbase at Milan Puskar Stadium.

The Mountaineers claimed a 3-0 lead at the 11:36 mark of the first quarter on a 49-yard field goal by Josh Lambert.

An interception by linebacker Nick Kwiatkoski set up Sims' seven-yard touchdown run for a 10-0 WVU lead. An Iowa State fumble on its next possession was picked up by Karl Joseph and returned 38-yards for a score and a 17-0 Mountaineer lead.

Cyclone quarterback Grant Rohach put the visitors on the scoreboard before the end of the first quarter with a 54-yard run, bringing an end to first quarter scoring.

A 91-yard drive, which ended with a 17-yard touchdown reception by Kevin White, and Sims' 76-yard run highlighted West Virginia's scoring in the second quarter. Trailing 31-7, Iowa State added a 10-yard scoring toss to Quenton Bundrage to go into the locker room down, 31-14, at the half.

Neither team scored in the third as Iowa State escaped a WVU touchdown, when Wendell Smallwood fumbled on the goal line. Iowa State then drove 99 yards and scored on Shontrelle Johnson's three-yard rush that pulled the Cyclones to within 10 with 14:00 left.

However, all seemed well from the WVU side, when the Mountaineers answered with a 76-yard touchdown pass from quarterback Clint Trickett to Alford, giving WVU a 38-21 lead.

The Cyclones answered Alford's score with a 62-yard touchdown pass of their own to get back to within 10 at 38-28. Then, the turnover bug hit the Mountaineers again, and Iowa State made them pay.

Cole Netten's 31-yard field goal made it 38-31 and was set up by a Mountaineer fumble. Then with 2:46 left, a WVU interception set up a

19-yard touchdown pass from Rohach to Justin Coleman to knot the score at 38-38 and force overtime.

Both teams traded field goals in the first two overtimes, before Iowa State broke through with a 25-yard touchdown pass in the third overtime, along with a successful two-point conversion.

West Virginia used a 22-yard run by Sims in its third overtime segment to get down to the three, but the Cyclones held from there and completed the comeback.

Along with Sims and Alford's efforts, Trickett had his best day as a Mountaineer with 356 yards passing, while Kwiatkoski once again paced the defense with 14 tackles.

Iowa State received 331 yards passing and four touchdowns from Rohach, 72 yards rushing from Johnson and 184 yards combined receiving from Bundrage and Coleman. Jacques Washington and Jevohn Miller combined for 16 tackles on defense.

WVU had 212 yards rushing and 356 passing for 568 total yards. ISU totaled 244 rushing and 331 passing for 575 total yards. The loss ended West Virginia's season at 4-8 overall and 2-6 in the Big 12.



Charles Sims

Scoring and Statistical Summary

	1	2	3	4	OT1	OT2	OT3	F
Iowa State	7	7	0	24	3	3	8	52
West Virginia	17	14	0	7	3	3	0	44

1st	WVU - Josh Lambert 49 FG WVU - Charles Sims 7 rush (Lambert kick) WVU - Karl Joseph 38 fumble recovery ISU - Grant Rohach 54 rush (Cole Netten kick)
2nd	WVU - Kevin White 17 pass from Clint Trickett (Lambert kick) WVU - Sims 76 rush (Lambert kick) ISU - Quenton Bundrage 10 pass from Rohach (Lambert kick)
4th	ISU - Netten 40 FG WVU - Mario Alford 76 pass from Trickett (Lambert kick) ISU - Bundrage 62 pass from Rohach (Netten kick) ISU - Netten 31 FG ISU - Justin Coleman 19 pass from Rohach (Netten kick)
OT 1	ISU - Netten 40 FG WVU - Lambert 41 FG
OT 2	WVU - Lambert 26 FG ISU - Netten 26 FG
OT 3	ISU - Colman 25 pass from Rohach (E.J. Bibbs pass from Rohach)

	ISU	WVU
First Downs	26	19
Rushes/Yards	53/244	36/212
Passing Yardage	331	356
Passes	25/39/1	21/38/2
Punts	4/148/37.0	3/168/56.0
Fumbles/Lost	4/1	3/2
Return Yardage	165	146
Penalties/Yards	8/54	6/45
Time of Possession	36:50	23:10

WVU RUSHING: Sims 24-149, Smith 5-58; **WVU PASSING:** Trickett 21-37-2-356; **WVU RECEIVING:** Alford 8-215; **WVU TACKLES (TFL/QS):** Kwiatkoski 14 (1/0), Tyler 10 (3/0), Joseph 9 (1/0); **WVU INTERCEPTIONS:** Kwiatkoski.

ISU RUSHING: Johnson 18-72, Rohach 9-66, Wimberly 15-52; **ISU PASSING:** Rohach 25-39-1-331; **ISU RECEIVING:** Bundrage 7-93, Coleman 5-91, Wimberly 5-59, Bibbs 3-75; **ISU TACKLES (TFL/QS):** Washington 8 (1/0), Miller 8 (1/0); **ISU INTERCEPTIONS:** Washington (2).

Attendance - 33,735



2013 West Virginia University Football
 West Virginia Game Results (as of Nov 30, 2013)
 All games

Date	Opponent	Score	Overall Record	Conference Record	Time	Attend
Aug 31, 2013	WILLIAM & MARY	W 24-17	1- 0- 0	0- 0- 0	3:12	56350
* Sep 07, 2013	at #16 Oklahoma	7-16 L	1- 1- 0	0- 1- 0	3:39	84692
Sep 14, 2013	GEORGIA STATE	W 41-7	2- 1- 0	0- 1- 0	3:13	57440
Sep 21, 2013	vs Maryland	0-37 L	2- 2- 0	0- 1- 0	3:10	55677
* Sep 28, 2013	#11 OKLAHOMA STATE	W 30-21	3- 2- 0	1- 1- 0	4:05	57280
* Oct 05, 2013	at #17 Baylor	42-73 L	3- 3- 0	1- 2- 0	3:50	45467
* Oct 19, 2013	#16 TEXAS TECH	27-37 L	3- 4- 0	1- 3- 0	3:34	54084
* Oct 26, 2013	at Kansas State	12-35 L	3- 5- 0	1- 4- 0	3:03	52898
* Nov 02, 2013	at TCU	WO 30-27	4- 5- 0	2- 4- 0	3:37	41632
* Nov 09, 2013	TEXAS	O 40-47 L	4- 6- 0	2- 5- 0	4:07	58570
* Nov 16, 2013	at Kansas	19-31 L	4- 7- 0	2- 6- 0	3:27	30809
* Nov 30, 2013	IOWA STATE	O 44-52 L	4- 8- 0	2- 7- 0	4:08	33735

* indicates conference game

Opponent	Score	-----FIRST DOWNS-----				---RUSHING---		-----PASSING-----			--TOTAL OFFENSE--		Return	Turn-	
		Total	Rush	Pass	Pen	Number	Yards	Comp	Att	Int	Yards	Plays	Yards	Yards	Overs
WILLIAM & MARY.....	24-17	24/12	11/3	12/8	1/1	44-172	/ 31-102	19-27-	0 / 18-27-	1	237/207	71-409 /	58-309	43/82	1/1
Oklahoma.....	7-16	19/21	6/16	11/4	2/1	24-169	/ 57-316	21-41-	1 / 10-21-	2	218/119	65-387 /	78-435	54/78	4/4
GEORGIA STATE.....	41-7	30/10	11/4	19/4	0/2	42-245	/ 33-136	25-41-	1 / 8-18-	0	359/84	83-604 /	51-220	100/128	1/1
Maryland.....	0-37	6/17	4/6	2/10	0/1	25-113	/ 46-120	11-22-	2 / 17-26-	0	62/210	47-175 /	72-330	119/58	6/2
OKLAHOMA STATE.....	30-21	21/18	2/5	14/11	5/2	39-68	/ 40-111	25-51-	2 / 20-47-	2	320/322	90-388 /	87-433	94/142	2/3
Baylor.....	42-73	21/38	7/22	9/13	5/3	34-118	/ 61-476	17-41-	1 / 20-33-	3	276/396	75-394 /	94-872	274/64	1/4
TEXAS TECH.....	27-37	23/29	6/5	13/23	4/1	39-183	/ 31-111	27-43-	0 / 36-50-	0	254/462	82-437 /	81-573	133/135	1/2
Kansas State.....	12-35	18/19	4/6	13/13	1/0	29-103	/ 43-157	19-41-	1 / 18-21-	0	264/291	70-367 /	64-448	71/61	3/2
TCU.....	30-27	24/30	6/8	14/21	4/1	36-148	/ 29-60	25-41-	2 / 40-58-	2	267/394	77-415 /	87-454	24/165	2/4
TEXAS.....	40-47	21/20	10/6	10/12	1/2	47-109	/ 41-152	18-36-	2 / 27-49-	1	290/283	83-399 /	90-435	185/149	5/2
Kansas.....	19-31	20/14	4/12	13/2	3/0	32-144	/ 54-315	24-43-	2 / 5-12-	0	245/61	75-389 /	66-376	23/140	2/1
IOWA STATE.....	44-52	19/26	6/10	12/15	1/1	36-212	/ 53-244	21-38-	2 / 25-39-	1	356/331	74-568 /	92-575	146/165	4/2
Totals.....	316-400	246/254	77/103	142/136	27/15	427-1784/519-2300		252-465-16/244-401-12		3148/3160	892-4932/	920-5460	1266/1367	32/28	

Note: Game totals are displayed in the format TEAM/OPPONENT for each category

2013 West Virginia University Football
West Virginia Overall Team Statistics (as of Nov 30, 2013)
All games

Team Statistics	WVU	OPP
SCORING	316	400
Points Per Game	26.3	33.3
FIRST DOWNS	246	254
Rushing	77	103
Passing	142	136
Penalty	27	15
RUSHING YARDAGE	1784	2300
Yards gained rushing	2128	2620
Yards lost rushing	344	320
Rushing Attempts	427	519
Average Per Rush	4.2	4.4
Average Per Game	148.7	191.7
TDs Rushing	18	23
PASSING YARDAGE	3148	3160
Comp-Att-Int	252-465-16	244-401-12
Average Per Pass	6.8	7.9
Average Per Catch	12.5	13.0
Average Per Game	262.3	263.3
TDs Passing	16	24
TOTAL OFFENSE	4932	5460
Total Plays	892	920
Average Per Play	5.5	5.9
Average Per Game	411.0	455.0
KICK RETURNS: #-Yards	53-984	42-963
PUNT RETURNS: #-Yards	19-61	29-147
INT RETURNS: #-Yards	12-183	16-230
KICK RETURN AVERAGE	18.6	22.9
PUNT RETURN AVERAGE	3.2	5.1
INT RETURN AVERAGE	15.2	14.4
FUMBLES-LOST	30-16	28-16
PENALTIES-Yards	63-591	86-720
Average Per Game	49.2	60.0
PUNTS-Yards	73-3218	68-2701
Average Per Punt	44.1	39.7
Net punt average	40.7	37.4
KICKOFFS-Yards	60-3771	78-4867
Average Per Kick	62.8	62.4
Net kick average	39.7	42.4
TIME OF POSSESSION/Game	28:19	31:41
3RD-DOWN Conversions	59/185	85/199
3rd-Down Pct	32%	43%
4TH-DOWN Conversions	4/18	6/8
4th-Down Pct	22%	75%
SACKS BY-Yards	16-111	28-170
MISC YARDS	0	-5
TOUCHDOWNS SCORED	38	48
FIELD GOALS-ATTEMPTS	17-23	21-29
ON-SIDE KICKS	1-3	0-0
RED-ZONE SCORES	(32-40) 80%	(50-60) 83%
RED-ZONE TOUCHDOWNS	(21-40) 52%	(32-60) 53%
PAT-ATTEMPTS	(35-36) 97%	(47-47) 100%
ATTENDANCE	317459	255498
Games/Avg Per Game	6/52910	5/51100
Neutral Site Games		1/55677

Score by Quarters	1st	2nd	3rd	4th	OT	Total
West Virginia	81	77	44	105	9	316
Opponents	99	112	65	103	21	400

2013 West Virginia University Football
West Virginia Overall Individual Statistics (as of Nov 30, 2013)
All games

<u>Rushing</u>	<u>gp</u>	<u>att</u>	<u>gain</u>	<u>loss</u>	<u>net</u>	<u>avg</u>	<u>td</u>	<u>lg</u>	<u>avg/g</u>
Sims, Charles	12	208	1143	48	1095	5.3	11	76	91.2
Smith, Dreamius	12	103	545	51	494	4.8	5	75	41.2
Smallwood, Wendell	12	39	225	4	221	5.7	1	38	18.4
Alford, Mario	12	5	51	4	47	9.4	0	24	3.9
Davis, Vernon	6	4	35	0	35	8.8	0	18	5.8
Garrison, Dustin	3	4	19	0	19	4.8	0	14	6.3
Thompson, Jordan	10	1	6	0	6	6.0	0	6	0.6
Molinari, Michael	12	1	4	0	4	4.0	0	4	0.3
TEAM	9	7	0	15	-15	-2.1	0	0	-1.7
Trickett, Clint	8	36	92	121	-29	-0.8	1	12	-3.6
Childress, Ford	2	6	3	44	-41	-6.8	0	3	-20.5
Millard, Paul	7	13	5	57	-52	-4.0	0	3	-7.4
Total	12	427	2128	344	1784	4.2	18	76	148.7
Opponents	12	519	2620	320	2300	4.4	23	80	191.7

<u>Passing</u>	<u>gp</u>	<u>effic</u>	<u>comp-att-int</u>	<u>pct</u>	<u>yds</u>	<u>td</u>	<u>lg</u>	<u>avg/g</u>
Trickett, Clint	8	114.56	123-233-7	52.8	1605	7	76	200.6
Millard, Paul	7	116.10	93-168-6	55.4	1122	6	72	160.3
Childress, Ford	2	119.47	36-63-3	57.1	421	3	45	210.5
TEAM	9	0.00	0-1-0	0.0	0	0	0	0.0
Total	12	115.53	252-465-16	54.2	3148	16	76	262.3
Opponents	12	140.81	244-401-12	60.8	3160	24	73	263.3

<u>Receiving</u>	<u>gp</u>	<u>no.</u>	<u>yds</u>	<u>avg</u>	<u>td</u>	<u>lg</u>	<u>avg/g</u>
Shorts, Daikiel	12	45	495	11.0	2	38	41.2
Sims, Charles	12	45	401	8.9	3	38	33.4
White, Kevin	11	35	507	14.5	5	43	46.1
Alford, Mario	12	27	552	20.4	2	76	46.0
Thompson, Jordan	10	23	178	7.7	0	17	17.8
Carswell, Ronald	8	20	413	20.6	2	69	51.6
McCartney, Ivan	11	12	160	13.3	1	45	14.5
Smallwood, Wendell	12	11	132	12.0	0	30	11.0
Myers, KJ	12	11	111	10.1	0	22	9.2
Clay, Cody	12	9	73	8.1	1	12	6.1
Mathis, Devonte	8	7	82	11.7	0	19	10.2
Davis, Vernon	6	5	33	6.6	0	11	5.5
Smith, Dreamius	12	2	11	5.5	0	9	0.9
Total	12	252	3148	12.5	16	76	262.3
Opponents	12	244	3160	13.0	24	73	263.3

<u>Punt Returns</u>	<u>no.</u>	<u>yds</u>	<u>avg</u>	<u>td</u>	<u>lg</u>
Thompson, Jordan	10	18	1.8	0	7
Carswell, Ronald	6	45	7.5	0	22
TEAM	1	-15	-15.0	0	0
Snow, Jewone	1	15	15.0	0	0
Alford, Mario	1	-2	-2.0	0	0
Total	19	61	3.2	0	22
Opponents	29	147	5.1	0	36

<u>Interceptions</u>	<u>no.</u>	<u>yds</u>	<u>avg</u>	<u>td</u>	<u>lg</u>
Cook, Darwin	4	65	16.2	1	32
Kwiatkoski, Nick	3	13	4.3	0	8
Banks, Ishmael	2	58	29.0	1	58
Joseph, Karl	1	11	11.0	0	11
Worley, Daryl	1	37	37.0	0	37
Bell, Travis	1	-1	-1.0	0	0
Total	12	183	15.2	2	58
Opponents	16	230	14.4	1	54

<u>Kick Returns</u>	<u>no.</u>	<u>yds</u>	<u>avg</u>	<u>td</u>	<u>lg</u>
Smallwood, Wendell	30	541	18.0	0	38
Alford, Mario	11	229	20.8	0	43
Carswell, Ronald	7	131	18.7	0	38
Sims, Charles	4	53	13.2	0	16
Davis, Vernon	1	14	14.0	0	14
Bruce, Isaiah	0	16	0.0	0	16
Total	53	984	18.6	0	43
Opponents	42	963	22.9	0	52

<u>Fumble Returns</u>	<u>no.</u>	<u>yds</u>	<u>avg</u>	<u>td</u>	<u>lg</u>
Bruce, Isaiah	1	0	0.0	0	0
Joseph, Karl	1	38	38.0	2	38
Total	2	38	19.0	2	38
Opponents	1	27	27.0	0	27

**2013 West Virginia University Football
West Virginia Overall Individual Statistics (as of Nov 30, 2013)
All games**

Scoring	td	fg	PAT				dxp	saf	pts
			kick	rush	rcv	pass			
Lambert, Josh	-	17-23	35-36	-	-	-	-	-	86
Sims, Charles	14	-	-	-	-	-	-	-	84
White, Kevin	5	-	-	-	-	-	-	-	30
Smith, Dreamius	5	-	-	-	-	-	-	-	30
Shorts, Daikiel	2	-	-	-	-	-	-	-	12
Joseph, Karl	2	-	-	-	-	-	-	-	12
Alford, Mario	2	-	-	-	-	-	-	-	12
Carswell, Ronald	2	-	-	-	-	-	-	-	12
Trickett, Clint	1	-	-	-	-	-	-	-	6
McCartney, Ivan	1	-	-	-	-	-	-	-	6
Clay, Cody	1	-	-	-	-	-	-	-	6
Banks, Ishmael	1	-	-	-	-	-	-	-	6
Cook, Darwin	1	-	-	-	-	-	-	-	6
Smallwood, Wendell	1	-	-	-	-	-	-	-	6
TEAM	-	-	-	-	-	-	1	-	2
Millard, Paul	-	-	-	-	-	0-2	-	-	0
Total	38	17-23	35-36	-	-	0-2	-	1	316
Opponents	48	21-29	47-47	-	1	1-1	-	-	400

Total Offense	g	plays	rush	pass	total	avg/g
Trickett, Clint	8	269	-29	1605	1576	197.0
Sims, Charles	12	208	1095	0	1095	91.2
Millard, Paul	7	181	-52	1122	1070	152.9
Smith, Dreamius	12	103	494	0	494	41.2
Childress, Ford	2	69	-41	421	380	190.0
Smallwood, Wendell	12	39	221	0	221	18.4
Alford, Mario	12	5	47	0	47	3.9
Davis, Vernon	6	4	35	0	35	5.8
Garrison, Dustin	3	4	19	0	19	6.3
Thompson, Jordan	10	1	6	0	6	0.6
Molinari, Michael	12	1	4	0	4	0.3
TEAM	9	8	-15	0	-15	-1.7
Total	12	892	1784	3148	4932	411.0
Opponents	12	920	2300	3160	5460	455.0

Field Goals	fg	pct.	01-19	20-29	30-39	40-49	50-99	lg	blk
Lambert, Josh	17-23	73.9	0-0	6-6	5-6	5-6	1-5	50	2

FG Sequence	West Virginia	Opponents
William & Mary	55,(22)	(29),42
Oklahoma	-	(44),(21),(32),35
Georgia State	(42),53,(23)	-
Maryland	-	(50),(36),(30)
Oklahoma State	(45),50,34,(27),(34)	44,23
Baylor	-	(36),37
Texas Tech	(33),(30)	(21),(36),(26)
Kansas State	(21),(50)	-
TCU	(24),(42),(34)	(22),(45),62
Texas	(30)	(37),(25),(29),(24)
Kansas	42	(25)
Iowa State	(49),51,(41),(26)	42,28,(31),(40),(26)

Punting	no.	yds	avg	lg	tb	fc	i20	50+	blk
O'Toole, Nick	73	3218	44.1	68	5	23	22	26	0
Total	73	3218	44.1	68	5	23	22	26	0
Opponents	68	2701	39.7	64	5	23	22	10	1

Kickoffs	no.	yds	avg	tb	ob	retn	net	ydln
Molinari, Michael	54	3412	63.2	14	1			
O'Toole, Nick	6	359	59.8	3	0			
Total	60	3771	62.8	17	1	22.9	39.7	25
Opponents	78	4867	62.4	23	2	18.6	42.4	22

Numbers in (parentheses) indicate field goal was made.

2013 West Virginia University Football
West Virginia Overall Individual Statistics (as of Nov 30, 2013)
All games

<u>All Purpose</u>	<u>g</u>	<u>rush</u>	<u>rcv</u>	<u>pr</u>	<u>kr</u>	<u>ir</u>	<u>total</u>	<u>avg/g</u>
Sims, Charles	12	1095	401	0	53	0	1549	129.1
Smallwood, Wen	12	221	132	0	541	0	894	74.5
Alford, Mario	12	47	552	-2	229	0	826	68.8
Carswell, Ronal	8	0	413	45	131	0	589	73.6
White, Kevin	11	0	507	0	0	0	507	46.1
Smith, Dreamius	12	494	11	0	0	0	505	42.1
Shorts, Daikiel	12	0	495	0	0	0	495	41.2
Thompson, Jord	10	6	178	18	0	0	202	20.2
McCartney, Ivan	11	0	160	0	0	0	160	14.5
Myers, KJ	12	0	111	0	0	0	111	9.2
Davis, Vernon	6	35	33	0	14	0	82	13.7
Mathis, Devonte	8	0	82	0	0	0	82	10.2
Clay, Cody	12	0	73	0	0	0	73	6.1
Cook, Darwin	11	0	0	0	0	65	65	5.9
Banks, Ishmael	12	0	0	0	0	58	58	4.8
Worley, Daryl	11	0	0	0	0	37	37	3.4
Garrison, Dustin	3	19	0	0	0	0	19	6.3
Bruce, Isaiah	11	0	0	0	16	0	16	1.5
Snow, Jewone	9	0	0	15	0	0	15	1.7
Kwiatkoski, Nick	10	0	0	0	0	13	13	1.3
Joseph, Karl	12	0	0	0	0	11	11	0.9
Molinari, Michael	12	4	0	0	0	0	4	0.3
Bell, Travis	12	0	0	0	0	-1	-1	-0.1
Trickett, Clint	8	-29	0	0	0	0	-29	-3.6
TEAM	9	-15	0	-15	0	0	-30	-3.3
Childress, Ford	2	-41	0	0	0	0	-41	-20.5
Millard, Paul	7	-52	0	0	0	0	-52	-7.4
Total	12	1784	3148	61	984	183	6160	513.3
Opponents	12	2300	3160	147	963	230	6800	566.7

2013 West Virginia University Football
West Virginia Overall Defensive Statistics (as of Nov 30, 2013)
All games

##	Defensive Leaders	gp	Tackles				tfl/yds	Sacks no-yds	Pass defense			Fumbles		blkd	
			ua	a	tot				int-yds	brup	qbh	rcv-yds	ff	kick	saf
35	Kwiatkoski, Nick	10	54	32	86	6.5-20	2.0-14	3-13	.	.	1-0	2	.	.	
25	Cook, Darwin	11	55	19	74	4.0-19	1.0-7	4-65	3	1	2-0	.	.	.	
33	Barber, Jared	10	43	28	71	5.0-14	.	.	2	.	1-0	1	.	.	
8	Joseph, Karl	12	56	12	68	3.0-11	.	1-11	4	.	4-38	2	.	.	
98	Clarke, Will	12	36	13	49	17.0-77	6.0-44	.	3	5	1-0	1	.	.	
93	Rose, Kyle	12	29	20	49	8.5-31	1.0-7	.	1	.	1-0	.	.	.	
90	Rowell, Shaq	12	22	25	47	4.0-7	
26	Bell, Travis	12	38	7	45	1.0-3	.	1--1	4	
7	Worley, Daryl	11	36	9	45	3.0-6	.	1-37	5	
31	Bruce, Isaiah	11	26	17	43	5.0-18	.	.	.	2	2-0	3	.	.	
2A	Golson, Brandon	12	31	10	41	7.0-48	4.0-38	.	2	2	.	5	.	.	
47	Rigg, Doug	8	24	15	39	2.5-10	1.0-7	.	3	2	
34	Banks, Ishmael	12	28	4	32	.	.	2-58	1	.	1-0	.	.	.	
1B	Dillon, KJ	9	23	5	28	3.0-8	.	.	6	.	1-0	.	.	.	
99	Hyman, Dontrill	12	8	10	18	3.5-12	.	.	1	2	1-0	.	.	.	
53	Anderson, Tyler	12	9	9	18	0.5-1	
24	Tyler, Jeremy	8	12	5	17	3.0-8	.	.	1	.	.	1	.	.	
45	Kinsey, Eric	10	8	7	15	3.0-7	1.0-4	.	1	3	
18	Gross, Marvin	11	9	5	14	1.5-7	.	.	.	2	
43	Harper, Jarrod	12	6	4	10	1	.	.	
16	Chestnut, Terrell	10	7	3	10	1	.	.	
37	Tonkery, Wes	5	6	3	9	
2C	Rumph, Ricky	9	3	3	6	
49	Howard, Darrien	4	4	2	6	
30	Arndt, Justin	9	3	2	5	
97	Nwachukwu, Noble	9	4	1	5	1.0-8	1.0-8	1	.	.	
1D	Marable, W.	9	4	1	5	
92	Demko, Trevor	8	2	2	4	1.0-1	
56	Snow, Jewone	9	4	.	4	1	.	
13	Walters, Sean	12	3	.	3	
20	Napoleon, Brandon	10	2	1	3	1-0	.	.	.	
48	Molinari, Michael	12	2	1	3	
22	Williams, Avery	6	2	1	3	1	.	
95	Brown, Christian	4	1	2	3	
14	Millard, Paul	7	2	1	3	
4	Smallwood, Wendell	12	2	1	3	
3	Sims, Charles	12	3	.	3	
11	White, Kevin	11	2	.	2	
67	Spain, Quinton	12	2	.	2	
85	McCartney, Ivan	11	1	1	2	
2D	Gayeski, James	1	.	1	1	
79	Kindler, Nick	12	.	1	1	
42	Hope, Garrett	11	1	.	1	
64	Glowinski, Mark	12	1	.	1	
87	DePalma, John	12	.	1	1	
9	Trickett, Clint	8	1	.	1	
32	Nash, Carlton	6	1	.	1	
TM	TEAM	9	1	
17	Ezemma, Dozie	1	1	
Total		12	616	284	900	83-316	16-111	12-183	37	20	16-38	18	2	1	
Opponents		12	548	274	822	81-316	28-170	16-230	57	24	16-27	19	3	.	

2013 West Virginia University Football
West Virginia Individual Season/Career Statistics (as of Nov 30, 2013)
All games

	SEASON									CAREER								
Rushing	gp	att	gain	loss	net	avg	td	lg	avg/g	gp	att	gain	loss	net	avg	td	lg	avg/g
Sims, Charles	12	208	1143	48	1095	5.3	11	76	91.2	12	208	1143	48	1095	5.3	11	76	91.2
Smith, Dreamius	12	103	545	51	494	4.8	5	75	41.2	12	103	545	51	494	4.8	5	75	41.2
Smallwood, Wendell	12	39	225	4	221	5.7	1	38	18.4	12	39	225	4	221	5.7	1	38	18.4
Alford, Mario	12	5	51	4	47	9.4	0	24	3.9	12	5	51	4	47	9.4	0	24	3.9
Davis, Vernon	6	4	35	0	35	8.8	0	18	5.8	6	4	35	0	35	8.8	0	18	5.8
Garrison, Dustin	3	4	19	0	19	4.8	0	14	6.3	25	186	1009	41	968	5.2	8	42	38.7
Thompson, Jordan	10	1	6	0	6	6.0	0	6	0.6	23	4	12	2	10	2.5	0	6	0.4
Molinari, Michael	12	1	4	0	4	4.0	0	4	0.3	38	2	4	8	-4	-2.0	0	4	-0.1
TEAM	9	7	0	15	-15	-2.1	0	0	-1.7									
Trickett, Clint	8	36	92	121	-29	-0.8	1	12	-3.6	8	36	92	121	-29	-0.8	1	12	-3.6
Childress, Ford	2	6	3	44	-41	-6.8	0	3	-20.5	2	6	3	44	-41	-6.8	0	3	-20.5
Millard, Paul	7	13	5	57	-52	-4.0	0	3	-7.4	18	19	9	69	-60	-3.2	0	3	-3.3
Total	12	427	2128	344	1784	4.2	18	76	148.7									
Opponents	12	519	2620	320	2300	4.4	23	80	191.7									
Passing	gp	effic	comp-att-int	pct	yds	td	lg	avg/g	gp	effic	comp-att-int	pct	yds	td	lg	avg/g		
Trickett, Clint	8	114.56	123-233-7	52.8	1605	7	76	200.6	8	114.56	123-233-7	52.8	1605	7	76	200.6		
Millard, Paul	7	116.10	93-168-6	55.4	1122	6	72	160.3	18	115.18	109-202-9	54.0	1333	9	72	74.1		
Childress, Ford	2	119.47	36-63-3	57.1	421	3	45	210.5	2	119.47	36-63-3	57.1	421	3	45	210.5		
TEAM	9	0.00	0-1-0	0.0	0	0	0	0.0										
Total	12	115.53	252-465-16	54.2	3148	16	76	262.3										
Opponents	12	140.81	244-401-12	60.8	3160	24	73	263.3										
Receiving	gp	no.	yds	avg	td	lg	avg/g	gp	no.	yds	avg	td	lg	avg/g				
Shorts, Daikiel	12	45	495	11.0	2	38	41.2	12	45	495	11.0	2	38	41.2				
Sims, Charles	12	45	401	8.9	3	38	33.4	12	45	401	8.9	3	38	33.4				
White, Kevin	11	35	507	14.5	5	43	46.1	11	35	507	14.5	5	43	46.1				
Alford, Mario	12	27	552	20.4	2	76	46.0	12	27	552	20.4	2	76	46.0				
Thompson, Jordan	10	23	178	7.7	0	17	17.8	23	36	263	7.3	0	17	11.4				
Carswell, Ronald	8	20	413	20.6	2	69	51.6	8	20	413	20.6	2	69	51.6				
McCartney, Ivan	11	12	160	13.3	1	45	14.5	44	71	861	12.1	4	52	19.6				
Smallwood, Wendell	12	11	132	12.0	0	30	11.0	12	11	132	12.0	0	30	11.0				
Myers, KJ	12	11	111	10.1	0	22	9.2	21	13	120	9.2	1	22	5.7				
Clay, Cody	12	9	73	8.1	1	12	6.1	25	11	102	9.3	1	19	4.1				
Mathis, Devonte	8	7	82	11.7	0	19	10.2	8	7	82	11.7	0	19	10.2				
Davis, Vernon	6	5	33	6.6	0	11	5.5	6	5	33	6.6	0	11	5.5				
Smith, Dreamius	12	2	11	5.5	0	9	0.9	12	2	11	5.5	0	9	0.9				
Total	12	252	3148	12.5	16	76	262.3											
Opponents	12	244	3160	13.0	24	73	263.3											
Total Offense	g	plays	rush	pass	total	avg/g	g	plays	rush	pass	total	avg/g						
Trickett, Clint	8	269	-29	1605	1576	197.0	8	269	-29	1605	1576	197.0						
Sims, Charles	12	208	1095	0	1095	91.2	12	208	1095	0	1095	91.2						
Millard, Paul	7	181	-52	1122	1070	152.9	18	221	-60	1333	1273	70.7						
Smith, Dreamius	12	103	494	0	494	41.2	12	103	494	0	494	41.2						
Childress, Ford	2	69	-41	421	380	190.0	2	69	-41	421	380	190.0						
Smallwood, Wendell	12	39	221	0	221	18.4	12	39	221	0	221	18.4						
Alford, Mario	12	5	47	0	47	3.9	12	5	47	0	47	3.9						
Davis, Vernon	6	4	35	0	35	5.8	6	4	35	0	35	5.8						
Garrison, Dustin	3	4	19	0	19	6.3	25	186	968	0	968	38.7						
Thompson, Jordan	10	1	6	0	6	0.6	23	4	10	0	10	0.4						
Molinari, Michael	12	1	4	0	4	0.3	38	2	-4	0	-4	-0.1						
TEAM	9	8	-15	0	-15	-1.7												
Total	12	892	1784	3148	4932	411.0												
Opponents	12	920	2300	3160	5460	455.0												

2013 West Virginia University Football
West Virginia Individual Season/Career Statistics (as of Nov 30, 2013)
All games

Scoring	SEASON						CAREER									
	td	fg	PAT			dpx	saf	pts	td	fg	PAT			dpx	saf	pts
kick	rush	rcv	pass	kick	rush				rcv	pass	kick	rush	rcv			
Lambert, Josh	-	17-23	35-36	-	-	-	-	-	-	17-23	35-36	-	-	-	-	86
Sims, Charles	14	-	-	-	-	-	-	-	14	-	-	-	-	-	-	84
Smith, Dreamius	5	-	-	-	-	-	-	-	5	-	-	-	-	-	-	30
White, Kevin	5	-	-	-	-	-	-	-	5	-	-	-	-	-	-	30
Alford, Mario	2	-	-	-	-	-	-	-	2	-	-	-	-	-	-	12
Joseph, Karl	2	-	-	-	-	-	-	-	2	-	-	-	-	-	-	12
Shorts, Daikiel	2	-	-	-	-	-	-	-	2	-	-	-	-	-	-	12
Carswell, Ronald	2	-	-	-	-	-	-	-	2	-	-	-	-	-	-	12
McCartney, Ivan	1	-	-	-	-	-	-	-	4	-	-	-	-	-	-	24
Clay, Cody	1	-	-	-	-	-	-	-	1	-	-	-	-	-	-	6
Cook, Darwin	1	-	-	-	-	-	-	-	2	-	-	-	-	-	-	12
Smallwood, Wendell	1	-	-	-	-	-	-	-	1	-	-	-	-	-	-	6
Trickett, Clint	1	-	-	-	-	-	-	-	1	-	-	-	-	-	-	6
Banks, Ishmael	1	-	-	-	-	-	-	-	1	-	-	-	-	-	-	6
TEAM	-	-	-	-	-	-	-	1	2	-	-	-	-	-	-	
Millard, Paul	-	-	-	-	-	0-2	-	-	0	-	-	-	-	0-2	-	0
Total	38	17-23	35-36	-	-	0-2	-	1	316							
Opponents	48	21-29	47-47	-	1	1-1	-	-	400							

Punt Returns	no.	yds	avg	td	lg	no.	yds	avg	td	lg
Thompson, Jordan	10	18	1.8	0	7	10	18	1.8	0	7
Carswell, Ronald	6	45	7.5	0	22	6	45	7.5	0	22
Snow, Jewone	1	15	15.0	0	0	1	15	15.0	0	0
Alford, Mario	1	-2	-2.0	0	0	1	-2	-2.0	0	0
TEAM	1	-15	-15.0	0	0					
Total	19	61	3.2	0	22					
Opponents	29	147	5.1	0	36					

Kick Returns	no.	yds	avg	td	lg	no.	yds	avg	td	lg
Smallwood, Wendell	30	541	18.0	0	38	30	541	18.0	0	38
Alford, Mario	11	229	20.8	0	43	11	229	20.8	0	43
Carswell, Ronald	7	131	18.7	0	38	7	131	18.7	0	38
Sims, Charles	4	53	13.2	0	16	4	53	13.2	0	16
Davis, Vernon	1	14	14.0	0	14	1	14	14.0	0	14
Bruce, Isaiah	0	16	0.0	0	16	0	16	0.0	0	16
Total	53	984	18.6	0	43					
Opponents	42	963	22.9	0	52					

Interceptions	no.	yds	avg	td	lg	no.	yds	avg	td	lg
Cook, Darwin	4	65	16.2	1	32	7	86	12.3	1	32
Kwiatkoski, Nick	3	13	4.3	0	8	3	13	4.3	0	8
Banks, Ishmael	2	58	29.0	1	58	2	58	29.0	1	58
Bell, Travis	1	-1	-1.0	0	0	1	-1	-1.0	0	0
Worley, Daryl	1	37	37.0	0	37	1	37	37.0	0	37
Joseph, Karl	1	11	11.0	0	11	3	33	11.0	0	22
Total	12	183	15.2	2	58					
Opponents	16	230	14.4	1	54					

Fumble Returns	no.	yds	avg	td	lg	no.	yds	avg	td	lg
Joseph, Karl	1	38	38.0	2	38	1	38	38.0	2	38
Bruce, Isaiah	1	0	0.0	0	0	2	43	21.5	1	43
Total	2	38	19.0	2	38					
Opponents	1	27	27.0	0	27					

2013 West Virginia University Football
West Virginia Individual Season/Career Statistics (as of Nov 30, 2013)
All games

All Purpose	SEASON								CAREER							
	g	rush	rcv	pr	kr	ir	total	avg/g	g	rush	rcv	pr	kr	ir	total	avg/g
Sims, Charles	12	1095	401	0	53	0	1549	129.1	12	1095	401	0	53	0	1549	129.1
Smallwood, Wen	12	221	132	0	541	0	894	74.5	12	221	132	0	541	0	894	74.5
Alford, Mario	12	47	552	-2	229	0	826	68.8	12	47	552	-2	229	0	826	68.8
Carswell, Ronald	8	0	413	45	131	0	589	73.6	8	0	413	45	131	0	589	73.6
White, Kevin	11	0	507	0	0	0	507	46.1	11	0	507	0	0	0	507	46.1
Smith, Dreamius	12	494	11	0	0	0	505	42.1	12	494	11	0	0	0	505	42.1
Shorts, Daikiel	12	0	495	0	0	0	495	41.2	12	0	495	0	0	0	495	41.2
Thompson, Jorda	10	6	178	18	0	0	202	20.2	23	10	263	18	67	0	358	15.6
McCartney, Ivan	11	0	160	0	0	0	160	14.5	44	2	861	0	0	0	863	19.6
Myers, KJ	12	0	111	0	0	0	111	9.2	21	0	120	0	0	0	120	5.7
Mathis, Devonte	8	0	82	0	0	0	82	10.2	8	0	82	0	0	0	82	10.2
Davis, Vernon	6	35	33	0	14	0	82	13.7	6	35	33	0	14	0	82	13.7
Clay, Cody	12	0	73	0	0	0	73	6.1	25	0	102	0	0	0	102	4.1
Cook, Darwin	11	0	0	0	0	65	65	5.9	49	0	0	0	0	86	86	1.8
Banks, Ishmael	12	0	0	0	0	58	58	4.8	36	0	0	1	0	58	59	1.6
Worley, Daryl	11	0	0	0	0	37	37	3.4	11	0	0	0	0	37	37	3.4
Garrison, Dustin	3	19	0	0	0	0	19	6.3	25	968	244	0	0	0	1212	48.5
Bruce, Isaiah	11	0	0	0	16	0	16	1.5	24	0	0	0	16	12	28	1.2
Snow, Jewone	9	0	0	15	0	0	15	1.7	24	0	0	15	0	15	15	0.6
Kwiatkoski, Nick	10	0	0	0	0	13	13	1.3	22	0	0	0	0	13	13	0.6
Joseph, Karl	12	0	0	0	0	11	11	0.9	25	0	0	0	0	33	33	1.3
Molinari, Michael	12	4	0	0	0	0	4	0.3	38	-4	0	0	0	0	-4	-0.1
Bell, Travis	12	0	0	0	0	-1	-1	-0.1	39	0	0	0	0	-1	-1	0.0
Trickett, Clint	8	-29	0	0	0	0	-29	-3.6	8	-29	0	0	0	0	-29	-3.6
TEAM	9	-15	0	-15	0	0	-30	-3.3								
Childress, Ford	2	-41	0	0	0	0	-41	-20.5	2	-41	0	0	0	0	-41	-20.5
Millard, Paul	7	-52	0	0	0	0	-52	-7.4	18	-60	0	0	0	0	-60	-3.3
Total	12	1784	3148	61	984	183	6160	513.3								
Opponents	12	2300	3160	147	963	230	6800	566.7								

Field Goals	att	good	long	blkd	att	good	long	blkd
Lambert, Josh	23	17	50	2	23	17	50	2
Total	23	17	50	2				
Opponents	29	21	50	1				

Punting	no.	yds	avg	lg	blk	no.	yds	avg	lg	blk
O'Toole, Nick	73	3218	44.1	68	0	73	3218	44.1	68	0
Total	73	3218	44.1	68	0					
Opponents	68	2701	39.7	64	1					

Kickoffs	no.	yds	avg	tb	ob	no.	yds	avg	tb	ob
Molinari, Michael	54	3412	63.2	14	1	54	3412	63.2	14	1
O'Toole, Nick	6	359	59.8	3	0	6	359	59.8	3	0
Total	60	3771	62.8	17	1					
Opponents	78	4867	62.4	23	2					

2013 West Virginia University Football
West Virginia Team Game-by-Game (as of Nov 30, 2013)
All games

TEAM STATISTICS

Date	Opponent	Rushing				Receiving				Passing				Kick Returns				Punt Returns				tot off
		no.	yds	td	lg	no.	yds	td	lg	cmp-att-int	yds	td	lg	no.	yds	td	lg	no.	yds	td	lg	
Aug 31	WILLIAM & MARY	44	172	2	19	19	237	1	69	19-27-0	237	1	69	2	42	0	26	1	1	0	0	409
Sep 07	at Oklahoma	24	169	1	75	21	218	0	33	21-41-1	218	0	33	3	45	0	26	1	-2	0	0	387
Sep 14	GEORGIA STATE	42	245	2	38	25	359	3	45	25-41-1	359	3	45	2	54	0	38	3	46	0	22	604
Sep 21	vs Maryland	25	113	0	51	11	62	0	12	11-22-2	62	0	12	6	119	0	24	2	0	0	0	175
Sep 28	OKLAHOMA STATE	39	68	1	25	25	320	1	44	25-51-2	320	1	44	3	29	0	15	3	-5	0	0	388
Oct 05	at Baylor	34	118	1	39	17	276	3	43	17-41-1	276	3	43	8	185	0	38	0	0	0	0	394
Oct 19	TEXAS TECH	39	183	2	38	27	254	1	40	27-43-0	254	1	40	7	119	0	27	2	14	0	7	437
Oct 26	at Kansas State	29	103	1	13	19	264	0	50	19-41-1	264	0	50	4	68	0	24	1	3	0	3	367
Nov 02	at TCU	36	148	1	31	25	267	2	38	25-41-2	267	2	38	1	14	0	14	2	2	0	2	415
Nov 09	TEXAS	47	109	4	33	18	290	1	72	18-36-2	290	1	72	8	169	0	43	2	16	0	1	399
Nov 16	at Kansas	32	144	1	27	24	245	2	46	24-43-2	245	2	46	3	38	0	16	1	-15	0	0	389
Nov 30	IOWA STATE	36	212	2	76	21	356	2	76	21-38-2	356	2	76	6	102	0	27	1	1	0	1	568
West Virginia		427	1784	18	76	252	3148	16	76	252-465-16	3148	16	76	53	984	0	43	19	61	0	22	4932
		519	2300	23	80	244	3160	24	73	244-401-12	3160	24	73	42	963	0	52	29	147	0	36	5460

Games played: 12
 Avg per rush: 4.2
 Avg per catch: 12.5
 Pass efficiency: 115.53
 Kick ret avg: 18.6
 Punt ret avg: 3.2
 All purpose avg/game: 513.3
 Total offense avg/gm: 411.0

Date	Opponent	Tackles				Sacks	Fumble		Pass Defense			Blkd	PAT Attempts				pts	
		ua	a	total	tfl-yds		no-yds	ff	fr-yds	int-yds	qbh		brup	kick	kick	rush		rcv
Aug 31	WILLIAM & MARY	39	24	63	3.0-12	1.0-7	0	0-0	1-0	3	2	0	3-3	0	0	0	0	24
Sep 07	at Oklahoma	52	34	86	10.0-49	1.0-24	3	2-0	2-11	1	3	0	1-1	0	0	0	7	
Sep 14	GEORGIA STATE	39	16	55	6.0-29	3.0-23	1	1-0	0-0	2	1	0	5-5	0	0	0	41	
Sep 21	vs Maryland	42	30	72	9.0-37	2.0-16	1	2-0	0-0	0	4	0	0-0	0	0	0	0	
Sep 28	OKLAHOMA STATE	51	20	71	9.0-21	1.0-6	1	1-0	2-70	3	10	0	3-3	0	0	0	30	
Oct 05	at Baylor	60	20	80	4.0-19	1.0-7	0	1-0	3-89	3	0	0	6-6	0	0	0	42	
Oct 19	TEXAS TECH	60	12	72	2.0-9	0.0-0	2	2-0	0-0	1	2	0	3-3	0	0	0	27	
Oct 26	at Kansas State	52	8	60	7.0-17	1.0-4	2	2-0	0-0	0	2	0	0-1	0	0	0	12	
Nov 02	at TCU	55	42	97	8.0-35	3.0-21	2	2-0	2-8	2	4	0	3-3	0	0	0	30	
Nov 09	TEXAS	54	30	84	6.0-19	1.0-9	2	1-0	1-0	3	4	1	5-5	0	0	1	40	
Nov 16	at Kansas	51	16	67	9.0-33	0.0-0	1	1-0	0-0	1	1	0	1-1	0	0	0	19	
Nov 30	IOWA STATE	61	32	93	10.0-36	2.0-12	3	1-38	1-5	1	4	1	5-5	0	0	0	44	
West Virginia		616	284	900	83.0-316	17.0-129	18	16-38	12-183	20	37	2	35-36	0	0	1	316	
		548	274	822	81.0-316	28.0-170	19	16-27	16-230	24	57	3	47-47	0	1	0	400	

Date	Opponent	Punting										Field Goals			Kickoffs			
		no.	yds	avg	long	blkd	tb	fc	50+	i20	md-att	long	blkd	no.	yds	avg	tb	ob
Aug 31	WILLIAM & MARY	5	253	50.6	60	0	0	2	3	1	1-2	22	0	5	322	64.4	2	0
Sep 07	at Oklahoma	7	317	45.3	54	0	0	2	2	3	0-0	0	0	2	128	64.0	1	0
Sep 14	GEORGIA STATE	3	94	31.3	36	0	0	3	0	2	2-3	42	0	8	494	61.8	2	0
Sep 21	vs Maryland	8	369	46.1	54	0	0	3	4	3	0-0	0	0	1	65	65.0	0	0
Sep 28	OKLAHOMA STATE	8	357	44.6	57	0	0	5	3	2	3-5	45	1	7	454	64.9	3	0
Oct 05	at Baylor	7	306	43.7	59	0	2	3	3	2	0-0	0	0	6	359	59.8	3	0
Oct 19	TEXAS TECH	5	213	42.6	55	0	0	3	1	2	2-2	33	0	6	375	62.5	0	1
Oct 26	at Kansas State	5	160	32.0	38	0	0	1	0	1	2-2	50	0	4	260	65.0	2	0
Nov 02	at TCU	7	297	42.4	50	0	1	0	1	3	3-3	42	0	6	370	61.7	1	0
Nov 09	TEXAS	7	327	46.7	52	0	0	0	4	1	1-1	30	0	6	385	64.2	1	0
Nov 16	at Kansas	8	357	44.6	58	0	1	1	3	1	0-1	0	1	2	121	60.5	1	0
Nov 30	IOWA STATE	3	168	56.0	68	0	1	0	2	1	3-4	49	0	7	438	62.6	1	0
West Virginia		73	3218	44.1	68	0	5	23	26	22	17-23	50	2	60	3771	62.8	17	1
		68	2701	39.7	64	1	5	23	10	22	21-29	50	1	78	4867	62.4	23	2

2013 West Virginia University Football
West Virginia Opponent Game-by-Game (as of Nov 30, 2013)
All games

OPPONENT STATISTICS

Date	Opponent	Rushing				Receiving				Passing				Kick Returns				Punt Returns				tot off
		no.	yds	td	lg	no.	yds	td	lg	cmp-att-int	yds	td	lg	no.	yds	td	lg	no.	yds	td	lg	
Aug 31	WILLIAM & MARY	31	102	1	13	18	207	1	40	18-27-1	207	1	40	3	79	0	31	2	3	0	5	309
Sep 07	at Oklahoma	57	316	0	34	10	119	1	32	10-21-2	119	1	32	1	20	0	20	3	25	0	17	435
Sep 14	GEORGIA STATE	33	136	1	65	8	84	0	31	8-18-0	84	0	31	6	121	0	33	0	0	0	0	220
Sep 21	vs Maryland	46	120	2	18	17	210	1	30	17-26-0	210	1	30	1	31	0	31	3	-1	0	0	330
Sep 28	OKLAHOMA STATE	40	111	0	22	20	322	3	73	20-47-2	322	3	73	4	106	0	40	3	36	0	36	433
Oct 05	at Baylor	61	476	8	80	20	396	2	61	20-33-3	396	2	61	3	48	0	25	1	-7	0	0	872
Oct 19	TEXAS TECH	31	111	2	15	36	462	2	41	36-50-0	462	2	41	5	126	0	52	2	9	0	11	573
Oct 26	at Kansas State	43	157	1	19	18	291	4	35	18-21-0	291	4	35	2	42	0	22	1	4	0	4	448
Nov 02	at TCU	29	60	0	16	40	394	3	37	40-58-2	394	3	37	5	107	0	36	5	7	0	6	454
Nov 09	TEXAS	41	152	2	27	27	283	3	49	27-49-1	283	3	49	5	115	0	32	4	20	0	13	435
Nov 16	at Kansas	54	315	4	68	5	61	0	19	5-12-0	61	0	19	1	19	0	19	4	39	0	17	376
Nov 30	IOWA STATE	53	244	2	54	25	331	4	62	25-39-1	331	4	62	6	149	0	29	1	12	0	12	575
Opponents		519	2300	23	80	244	3160	24	73	244-401-12	3160	24	73	42	963	0	52	29	147	0	36	5460
		427	1784	18	76	252	3148	16	76	252-465-16	3148	16	76	53	984	0	43	19	61	0	22	4932

Games played: 12
 Avg per rush: 4.4
 Avg per catch: 13.0
 Pass efficiency: 140.81
 Kick ret avg: 22.9
 Punt ret avg: 5.1
 All purpose avg/game: 566.7
 Total offense avg/gm: 455.0

Date	Opponent	Tackles				Sacks	Fumble		Pass Defense			Blkd	PAT Attempts				pts	
		ua	a	total	tfl-yds		no-yds	ff	fr-yds	int-yds	qbh		brup	kick	kick	rush		rcv
Aug 31	WILLIAM & MARY	49	24	73	6.0-25	2.0-13	2	1-0	0-0	2	3	0	2-2	0	0	0	0	17
Sep 07	at Oklahoma	29	30	59	3.0-17	1.0-9	2	3-27	1-6	4	3	0	1-1	0	0	0	16	
Sep 14	GEORGIA STATE	50	24	74	8.0-36	2.0-15	0	0-0	1-7	0	1	0	1-1	0	0	0	7	
Sep 21	vs Maryland	28	28	56	8.0-32	2.0-16	3	4-0	2-28	0	3	0	4-4	0	0	0	37	
Sep 28	OKLAHOMA STATE	57	12	69	5.0-22	1.0-3	0	0-0	2-0	4	9	1	3-3	0	0	0	21	
Oct 05	at Baylor	42	26	68	7.0-35	4.0-25	1	0-0	1-23	7	6	0	10-10	0	0	0	73	
Oct 19	TEXAS TECH	60	24	84	7.0-18	2.0-10	2	1-0	0-0	0	4	0	4-4	0	0	0	37	
Oct 26	at Kansas State	42	6	48	6.0-17	2.0-8	2	2-0	1-15	0	6	1	5-5	0	0	0	35	
Nov 02	at TCU	37	44	81	6.0-30	2.0-19	0	0-0	2-51	1	3	0	3-3	0	0	0	27	
Nov 09	TEXAS	56	20	76	10.0-43	6.0-30	4	3-0	2-14	4	6	0	5-5	0	0	0	47	
Nov 16	at Kansas	46	20	66	5.0-17	2.0-11	0	0-0	2-82	1	7	1	4-4	0	0	0	31	
Nov 30	IOWA STATE	52	16	68	10.0-24	2.0-11	3	2-0	2-4	1	6	0	5-5	0	1	0	52	
Opponents		548	274	822	81.0-316	28.0-170	19	16-27	16-230	24	57	3	47-47	0	1	0	400	
		616	284	900	83.0-316	17.0-129	18	16-38	12-183	20	37	2	35-36	0	0	1	316	

Date	Opponent	Punting										Field Goals			Kickoffs			
		no.	yds	avg	long	blkd	tb	fc	50+	i20	md-att	long	blkd	no.	yds	avg	tb	ob
Aug 31	WILLIAM & MARY	7	279	39.9	49	0	1	3	0	1	1-2	29	0	4	260	65.0	2	0
Sep 07	at Oklahoma	5	223	44.6	50	0	0	4	2	3	3-4	44	0	5	323	64.6	2	0
Sep 14	GEORGIA STATE	10	393	39.3	49	0	1	0	0	1	0-0	0	0	2	123	61.5	0	0
Sep 21	vs Maryland	5	256	51.2	64	0	0	1	3	2	3-3	50	0	8	519	64.9	2	0
Sep 28	OKLAHOMA STATE	10	379	37.9	50	0	0	5	1	4	0-2	0	0	4	256	64.0	1	0
Oct 05	at Baylor	0	0	0.0	0	0	0	0	0	0	1-2	36	0	12	727	60.6	3	1
Oct 19	TEXAS TECH	3	136	45.3	53	0	1	0	1	0	3-3	36	0	8	504	63.0	0	1
Oct 26	at Kansas State	5	185	37.0	40	0	0	3	0	2	0-0	0	0	6	372	62.0	2	0
Nov 02	at TCU	5	208	41.6	54	0	1	2	1	3	2-3	45	0	6	390	65.0	5	0
Nov 09	TEXAS	7	257	36.7	50	1	0	3	1	3	4-4	37	0	10	605	60.5	2	0
Nov 16	at Kansas	7	237	33.9	54	0	1	1	1	2	1-1	25	0	6	351	58.5	3	0
Nov 30	IOWA STATE	4	148	37.0	43	0	0	1	0	1	3-5	40	1	7	437	62.4	1	0
Opponents		68	2701	39.7	64	1	5	23	10	22	21-29	50	1	78	4867	62.4	23	2
		73	3218	44.1	68	0	5	23	26	22	17-23	50	2	60	3771	62.8	17	1

2013 West Virginia University Football
West Virginia Red-Zone Results (as of Nov 30, 2013)
All games

West Virginia Inside Opponent Red-Zone

Date	Opponent	Score	Times In RZ	Times Scored	Total Pts	Rush TDs	Pass TDs	FGs Made	Failed to score inside RZ						
									FGA	Down	Int	Fumb	Half	Game	
Aug 31, 2013	WILLIAM & MARY	W 24-17	4	3	17	2	2	0	1	0	0	0	0	1	0
Sep 07, 2013	at Oklahoma	L 7-16	1	0	0	0	0	0	0	0	0	0	0	1	0
Sep 14, 2013	GEORGIA STATE	W 41-7	3	3	17	2	1	1	1	0	0	0	0	0	0
Sep 21, 2013	vs Maryland	L 0-37	0	0	0	0	0	0	0	0	0	0	0	0	0
Sep 28, 2013	OKLAHOMA STATE	W 30-21	5	4	20	2	1	1	2	1	0	0	0	0	0
Oct 05, 2013	at Baylor	L 42-73	2	1	7	1	0	1	0	0	1	0	0	0	0
Oct 19, 2013	TEXAS TECH	L 27-37	4	4	20	2	1	1	2	0	0	0	0	0	0
Oct 26, 2013	at Kansas State	L 12-35	3	2	9	1	1	0	1	0	1	0	0	0	0
Nov 02, 2013	at TCU	W 30-27	4	4	20	2	0	2	2	0	0	0	0	0	0
Nov 09, 2013	TEXAS	L 40-47	6	5	31	4	4	0	1	0	0	1	0	0	0
Nov 16, 2013	at Kansas	L 19-31	3	3	19	3	1	2	0	0	0	0	0	0	0
Nov 30, 2013	IOWA STATE	L 44-52	5	3	17	2	1	1	1	0	1	0	1	0	0
Totals			40	32	177	21	12	9	11	1	3	1	1	2	0
32 of 40 (80.0%)															

Opponents Inside West Virginia Red-Zone

Date	Opponent	Score	Times In RZ	Times Scored	Total Pts	Rush TDs	Pass TDs	FGs Made	Failed to score inside RZ						
									FGA	Down	Int	Fumb	Half	Game	
Aug 31, 2013	WILLIAM & MARY	W 24-17	3	3	17	2	1	1	1	0	0	0	0	0	0
Sep 07, 2013	at Oklahoma	L 7-16	5	3	13	1	0	1	2	1	0	1	0	0	0
Sep 14, 2013	GEORGIA STATE	W 41-7	0	0	0	0	0	0	0	0	0	0	0	0	0
Sep 21, 2013	vs Maryland	L 0-37	5	5	27	3	2	1	2	0	0	0	0	0	0
Sep 28, 2013	OKLAHOMA STATE	W 30-21	1	0	0	0	0	0	0	1	0	0	0	0	0
Oct 05, 2013	at Baylor	L 42-73	9	8	52	7	7	0	1	1	0	0	0	0	0
Oct 19, 2013	TEXAS TECH	L 27-37	8	7	37	4	2	2	3	0	0	0	1	0	0
Oct 26, 2013	at Kansas State	L 12-35	3	2	14	2	1	1	0	0	0	0	1	0	0
Nov 02, 2013	at TCU	W 30-27	5	4	24	3	0	3	1	0	0	0	1	0	0
Nov 09, 2013	TEXAS	L 40-47	8	8	40	4	2	2	4	0	0	0	0	0	0
Nov 16, 2013	at Kansas	L 19-31	5	4	24	3	3	0	1	0	1	0	0	0	0
Nov 30, 2013	IOWA STATE	L 44-52	8	6	30	3	1	2	3	2	0	0	0	0	0
Totals			60	50	278	32	19	13	18	5	1	1	3	0	0
50 of 60 (83.3%)															

2013 West Virginia University Football
West Virginia By-Quarter Statistics (as of Nov 30, 2013)
All games

3rd-Down Conversions

Date	Opponent	Score	Overall		1st Qtr		2nd Qtr		3rd Qtr		4th Qtr		Overtime	
Aug 31, 2013	WILLIAM & MARY	W 24-17	2-10	20.0	2-4	50.0	0-2	0.0	0-2	0.0	0-2	0.0		
Sep 07, 2013	at Oklahoma	L 7-16	3-13	23.1	0-2	0.0	1-4	25.0	2-5	40.0	0-2	0.0		
Sep 14, 2013	GEORGIA STATE	W 41-7	8-17	47.1	2-4	50.0	1-3	33.3	2-5	40.0	3-5	60.0		
Sep 21, 2013	vs Maryland	L 0-37	2-12	16.7	1-5	20.0	0-3	0.0	1-3	33.3	0-1	0.0		
Sep 28, 2013	OKLAHOMA STATE	W 30-21	8-22	36.4	2-5	40.0	2-4	50.0	2-7	28.6	2-6	33.3		
Oct 05, 2013	at Baylor	L 42-73	3-15	20.0	0-4	0.0	1-5	20.0	0-2	0.0	2-4	50.0		
Oct 19, 2013	TEXAS TECH	L 27-37	7-17	41.2	2-4	50.0	3-5	60.0	1-3	33.3	1-5	20.0		
Oct 26, 2013	at Kansas State	L 12-35	4-15	26.7	1-5	20.0	1-3	33.3	1-3	33.3	1-4	25.0		
Nov 02, 2013	at TCU	W 30-27	5-15	33.3	1-4	25.0	1-3	33.3	1-4	25.0	2-4	50.0	0-0	0.0
Nov 09, 2013	TEXAS	L 40-47	7-18	38.9	1-5	20.0	2-6	33.3	0-1	0.0	4-5	80.0	0-1	0.0
Nov 16, 2013	at Kansas	L 19-31	6-15	40.0	2-3	66.7	2-6	33.3	1-4	25.0	1-2	50.0		
Nov 30, 2013	IOWA STATE	L 44-52	4-16	25.0	0-3	0.0	2-4	50.0	0-1	0.0	2-5	40.0	0-3	0.0
	West Virginia		59-185	31.9	14-48	29.2	16-48	33.3	11-40	27.5	18-45	40.0	0-4	0.0
	Opponents		85-199	42.7	14-45	31.1	24-55	43.6	20-44	45.5	24-49	49.0	3-6	50.0

4th-Down Conversions

Date	Opponent	Score	Overall		1st Qtr		2nd Qtr		3rd Qtr		4th Qtr		Overtime	
Aug 31, 2013	WILLIAM & MARY	W 24-17	1-1	100.0	0-0	0.0	0-0	0.0	1-1	100.0	0-0	0.0		
Sep 07, 2013	at Oklahoma	L 7-16	0-1	0.0	0-0	0.0	0-0	0.0	0-0	0.0	0-1	0.0		
Sep 14, 2013	GEORGIA STATE	W 41-7	1-2	50.0	0-0	0.0	0-0	0.0	0-1	0.0	1-1	100.0		
Sep 21, 2013	vs Maryland	L 0-37	0-0	0.0	0-0	0.0	0-0	0.0	0-0	0.0	0-0	0.0		
Sep 28, 2013	OKLAHOMA STATE	W 30-21	0-0	0.0	0-0	0.0	0-0	0.0	0-0	0.0	0-0	0.0		
Oct 05, 2013	at Baylor	L 42-73	1-5	20.0	0-1	0.0	0-1	0.0	1-2	50.0	0-1	0.0		
Oct 19, 2013	TEXAS TECH	L 27-37	1-3	33.3	0-1	0.0	0-0	0.0	1-1	100.0	0-1	0.0		
Oct 26, 2013	at Kansas State	L 12-35	0-2	0.0	0-0	0.0	0-1	0.0	0-0	0.0	0-1	0.0		
Nov 02, 2013	at TCU	W 30-27	0-0	0.0	0-0	0.0	0-0	0.0	0-0	0.0	0-0	0.0	0-0	0.0
Nov 09, 2013	TEXAS	L 40-47	0-1	0.0	0-0	0.0	0-0	0.0	0-0	0.0	0-0	0.0	0-1	0.0
Nov 16, 2013	at Kansas	L 19-31	0-1	0.0	0-0	0.0	0-0	0.0	0-1	0.0	0-0	0.0		
Nov 30, 2013	IOWA STATE	L 44-52	0-2	0.0	0-0	0.0	0-1	0.0	0-0	0.0	0-0	0.0	0-1	0.0
	West Virginia		4-18	22.2	0-2	0.0	0-3	0.0	3-6	50.0	1-5	20.0	0-2	0.0
	Opponents		6-8	75.0	2-2	100.0	1-1	100.0	0-0	0.0	3-5	60.0	0-0	0.0

Time of Possession

Date	Opponent	Score	Overall	1st Qtr		2nd Qtr		3rd Qtr		4th Qtr		Overtime
Aug 31, 2013	WILLIAM & MARY	W 24-17	29:45	9:05		3:49		7:34		9:17		
Sep 07, 2013	at Oklahoma	L 7-16	25:34	5:47		6:30		8:12		5:05		
Sep 14, 2013	GEORGIA STATE	W 41-7	31:58	6:49		5:37		11:26		8:06		
Sep 21, 2013	vs Maryland	L 0-37	21:54	7:42		4:12		6:41		3:19		
Sep 28, 2013	OKLAHOMA STATE	W 30-21	33:01	7:06		7:08		10:10		8:37		
Oct 05, 2013	at Baylor	L 42-73	29:30	7:19		7:21		7:30		7:20		
Oct 19, 2013	TEXAS TECH	L 27-37	34:23	8:30		8:54		9:34		7:25		
Oct 26, 2013	at Kansas State	L 12-35	24:28	7:32		8:23		4:07		4:26		
Nov 02, 2013	at TCU	W 30-27	28:26	6:17		5:55		7:34		8:40		0:00
Nov 09, 2013	TEXAS	L 40-47	28:45	7:52		8:56		5:28		6:29		0:00
Nov 16, 2013	at Kansas	L 19-31	28:57	8:22		9:35		5:06		5:54		
Nov 30, 2013	IOWA STATE	L 44-52	23:10	7:15		6:13		5:22		4:20		0:00
	West Virginia	Total	339:51	89:36		82:33		88:44		78:58		0:00
		Avg.	28:19	7:28		6:52		7:23		6:34		0:00
	Opponents	Total	380:09	90:24		97:27		91:16		101:02		0:00
		Avg.	31:40	7:32		8:07		7:36		8:25		0:00

2013 West Virginia University Football
West Virginia Games Played (as of Nov 30, 2013)
All games

##	PLAYER	GP-GS	W&M	OU	GSU	UMD	OSU	BU	TTU	KS	TCU	UT	KU	ISU
5	Alford, Mario	12/5	XXX	XXX	START	XXX	XXX	XXX	XXX	XXX	START	START	START	STAR
53	Anderson, Tyler	12/2	XXX	XXX	START	XXX	XXX	XXX	XXX	XXX	XXX	XXX	START	XXX
8X	Arndt, Darren	1/-	XXX	...
30	Arndt, Justin	9/-	XXX	XXX	...	XXX	XXX	XXX	XXX	XXX	XXX	XXX
34	Banks, Ishmael	12/12	START	START	START	START	START	START	START	START	START	START	START	STAR
33	Barber, Jared	10/7	XXX	XXX	XXX	START	START	START	START	START	START	START
26	Bell, Travis	12/9	START	START	START	START	START	START	XXX	START	START	XXX	XXX	STAR
95	Brown, C.	4/-	XXX	XXX	XXX	XXX
31	Bruce, Isaiah	11/7	START	START	...	START	XXX	START	XXX	START	XXX	START	START	XXX
63	Calicchio, M.	12/-	XXX	XXX	XXX	XXX	XXX	XXX	XXX	XXX	XXX	XXX	XXX	XXX
15	Campbell, Dante	1/-	XXX
12	Carswell, R.	8/4	XXX	XXX	START	XXX	START	XXX	START	START
16	Chestnut, T.	10/-	XXX	XXX	XXX	XXX	XXX	XXX	XXX	XXX	XXX	XXX
1A	Childress, Ford	2/2	START	START
98	Clarke, Will	12/12	START	START	START	START	START	START	START	START	START	START	START	STAR
88	Clay, Cody	12/9	START	START	START	XXX	XXX	START	XXX	START	START	START	START	STAR
25	Cook, Darwin	11/11	START	START	START	START	START	START	START	START	START	START	START	...
81	Davis, Vernon	6/-	XXX	XXX	...	XXX	XXX	...	XXX	XXX
92	Demko, Trevor	8/1	XXX	XXX	...	XXX	...	XXX	XXX	XXX	XXX	STAR
87	DePalma, John	12/-	XXX	XXX	XXX	XXX	XXX	XXX	XXX	XXX	XXX	XXX	XXX	XXX
1B	Dillon, KJ	9/4	XXX	XXX	...	XXX	START	START	START	XXX	START	XXX
76	Eger, Pat	12/9	XXX	XXX	START	XXX	START	START	START	START	START	START	START	STAR
17	Ezemma, Dozie	1/-	XXX
62	Feigt, Curtis	12/12	START	START	START	START	START	START	START	START	START	START	START	STAR
29	Garrison, D.	3/-	XXX	XXX	XXX
2D	Gayeski, James	1/-	XXX
64	Glowinski, Mark	12/12	START	START	START	START	START	START	START	START	START	START	START	STAR
2A	Golson, Brandon	12/12	START	START	START	START	START	START	START	START	START	START	START	STAR
18	Gross, Marvin	11/-	XXX	XXX	XXX	XXX	XXX	XXX	...	XXX	XXX	XXX	XXX	XXX
73	H-James,R.	10/-	...	XXX	XXX	XXX	XXX	XXX	XXX	XXX	XXX	XXX	XXX	...
43	Harper, Jarrod	12/-	XXX	XXX	XXX	XXX	XXX	XXX	XXX	XXX	XXX	XXX	XXX	XXX
42	Hope, Garrett	11/-	XXX	XXX	...	XXX	XXX	XXX	XXX	XXX	XXX	XXX	XXX	XXX
49	Howard, Darrien	4/-	XXX	XXX	XXX	...	XXX
99	Hyman, Dontrill	12/2	XXX	XXX	XXX	XXX	XXX	START	START	XXX	XXX	XXX	XXX	XXX
23	Jenkins, B.	2/-	XXX	XXX
8	Joseph, Karl	12/12	START	START	START	START	START	START	START	START	START	START	START	STAR
79	Kindler, Nick	12/8	XXX	XXX	XXX	XXX	START	START	START	START	START	START	START	STAR
45	Kinsey, Eric	10/3	START	START	START	XXX	XXX	XXX	XXX	XXX	XXX	XXX
35	Kwiatkoski, N.	10/10	START	START	START	START	START	START	START	START	START	STAR
86	Lambert, Josh	11/-	XXX	XXX	XXX	...	XXX	XXX	XXX	XXX	XXX	XXX	XXX	XXX
78	Lucas, Marquis	10/4	START	START	START	START	XXX	XXX	XXX	XXX	XXX	XXX
2E	Marable, W.	9/-	XXX	XXX	XXX	XXX	XXX	XXX	XXX	XXX	...	XXX
82	Mathis, Devonte	8/-	XXX	XXX	XXX	XXX	XXX	...	XXX	XXX	XXX
85	McCartney, Ivan	11/4	START	START	XXX	START	START	...	XXX	XXX	XXX	XXX	XXX	XXX
14	Millard, Paul	7/3	START	START	XXX	XXX	...	XXX	...	XXX	START	...
48	Molinari, M.	12/-	XXX	XXX	XXX	XXX	XXX	XXX	XXX	XXX	XXX	XXX	XXX	XXX
83	Moore, Logan	10/-	...	XXX	XXX	XXX	...	XXX	XXX	XXX	XXX	XXX	XXX	XXX

2013 West Virginia University Football
West Virginia Games Played (as of Nov 30, 2013)
All games

##	PLAYER	GP-GS	W&M	OU	GSU	UMD	OSU	BU	TTU	KS	TCU	UT	KU	ISU
19	Myers, KJ	12/2	START	XXX	XXX	XXX	XXX	START	XXX	XXX	XXX	XXX	XXX	XXX
20	Napoleon, B.	10/-	XXX	XXX	XXX	XXX	XXX	XXX	XXX	XXX	XXX	XXX
32	Nash, Carlton	6/-	XXX	XXX	XXX	XXX	XXX	XXX
97	Nwachukwu, N.	9/-	XXX	XXX	XXX	XXX	...	XXX	XXX	XXX	XXX	XXX
91	O'Toole, Nick	12/-	XXX	XXX	XXX	XXX	XXX	XXX	XXX	XXX	XXX	XXX	XXX	XXX
65	Orlosky, Tyler	11/3	START	START	XXX	START	...	XXX	XXX	XXX	XXX	XXX	XXX	XXX
57	Pankey, Adam	7/-	XXX	XXX	XXX	...	XXX	XXX	XXX	XXX
47	Rigg, Doug	8/4	START	START	...	XXX	START	XXX	XXX	...	XXX	START
93	Rose, Kyle	12/6	XXX	XXX	XXX	START	START	XXX	XXX	START	START	START	START	XXX
90	Rowell, Shaq	12/12	START	START	START	START	START	START	START	START	START	START	START	START
2C	Rumph, Ricky	9/-	XXX	XXX	XXX	XXX	XXX	XXX	XXX	XXX	XXX
6	Shorts, Daikiel	12/9	XXX	START	XXX	START	START	START	START	START	START	XXX	START	START
3	Sims, Charles	12/12	START	START	START	START	START	START	START	START	START	START	START	START
4	Smallwood, W.	12/1	XXX	XXX	XXX	XXX	XXX	XXX	XXX	XXX	XXX	START	XXX	XXX
2	Smith, Dreamius	12/3	START	XXX	XXX	START	XXX	XXX	START	XXX	XXX	XXX	XXX	XXX
56	Snow, Jewone	9/-	XXX	XXX	XXX	XXX	XXX	XXX	XXX	XXX	XXX
67	Spain, Quinton	12/12	START	START	START	START	START	START	START	START	START	START	START	START
10	Thompson, J.	10/2	XXX	START	START	XXX	XXX	XXX	XXX	XXX	XXX	XXX
37	Tonkery, Wes	5/-	XXX	XXX	...	XXX	XXX	XXX
9	Trickett, Clint	8/7	XXX	START	START	START	START	START	START	...	START
24	Tyler, Jeremy	8/1	...	XXX	XXX	...	XXX	XXX	XXX	XXX	XXX	START
13	Walters, Sean	12/-	XXX	XXX	XXX	XXX	XXX	XXX	XXX	XXX	XXX	XXX	XXX	XXX
11	White, Kevin	11/9	...	XXX	START	START	XXX	START	START	START	START	START	START	START
22	Williams, Avery	6/-	XXX	XXX	XXX	XXX	XXX	XXX
7	Worley, Daryl	11/5	XXX	XXX	START	XXX	XXX	XXX	START	...	XXX	START	START	START