

---

# Contents

---

This publication has been produced to provide information on the 23 Mountaineers who have completed their eligibility for West Virginia during the 2009 season. It contains updated information through the conclusion of the 2009 campaign.

<b>Mountaineer Senior Reviews</b> .....	<b>4</b>
Highlights, honors, superlatives and final statistics for the 23 Mountaineers who completed their careers in 2009.	
<b>2005 Season In Review</b> .....	<b>28</b>
A young team flying under the national radar in 2005, the West Virginia Mountaineers were able to put together one of the greatest seasons in school history for an outcome that was sweet as sugar. Final statistics also.	
<b>2006 Season In Review</b> .....	<b>34</b>
The 2006 football season was arguably the most anticipated in Mountaineer history, and West Virginia posted its first back-to-back 10-win seasons with an 11-2 record and won the Toyota Gator Bowl against Georgia Tech. Final statistics also.	
<b>2007 Season In Review</b> .....	<b>40</b>
In many ways, the 2007 football season was a trying time, but when it ended, it was viewed as one of the most successful years in Mountaineer history. No team in the nation had more success than West Virginia in 2007, and yet no team persevered through more adversity. The 2008 Tostitos Fiesta Bowl victory was the shining moment that proved that no one should ever underestimate the strength of a Mountaineer. Final statistics also.	
<b>2008 Season In Review</b> .....	<b>48</b>
In life, there is always one constant - nothing stays the same – things change. Changes are made, routines are different and people have to adapt. Transition is tough in all walks of life. This was the case with the West Virginia football team. A new head coach and coaching staff made 2008 a transition year for the Mountaineers. Final statistics also.	
<b>2009 Season In Review</b> .....	<b>57</b>
Bill Stewart’s record after two years is the second-best mark among all WVU head coaches who have coached during the long and storied history of Mountaineer football. Each of his two seasons, he has totaled nine wins and led his program to a second-place finish in the BIG EAST Conference, a Top 25 national ranking and a bowl appearance. However, the difference between the 2008 and 2009 seasons was the Gator Bowl appearance. Final statistics also.	
<b>West Virginia's All-Time NFL Draft Selections</b> .....	<b>66</b>
<b>West Virginia's Players In The Professional Ranks</b> .....	<b>68</b>

---

---

This information guide was prepared by the West Virginia University Sports Communications Office. For additional information contact  
Director of Football Communications Mike Montoro or  
Assistant Athletic Director for Sports Communications, Michael Fragale.

Sports Communications Office: 304-293-2821  
Sports Communications Fax: 304-293-4105  
Athletics Internet Site: [www.MSNsportsNET.com](http://www.MSNsportsNET.com)  
E-Mail Address: [mike.montoro@mail.wvu.edu](mailto:mike.montoro@mail.wvu.edu) or  
[michael.fragale@mail.wvu.edu](mailto:michael.fragale@mail.wvu.edu)



---

**WEST VIRGINIA**



**2009  
Mountaineer  
Senior  
Reviews**

# 20 Franchot Allen

DB, 6-0, 205, Sr.  
Jacksonville, Fla.



Played the bandit and spur safety positions ... used extensively on special teams ... Athletic Director's Academic Honor Roll ... BIG EAST Academic All-Star ... graduated with his bachelor's degree in athletic coaching education in December 2009 ... bowl trips: 2007 Gator, 2008 Fiesta, 2008 Car Care, 2010 Gator.

**2009 (Sr.):** Played in 12 games and started five ... started against Liberty, East Carolina, USF, Louisville and Florida State ... used in more than 275 plays ... saw action in a season-high 59 plays at USF, 55 plays against Louisville and 51 plays against Liberty ... finished with 22 tackles for the season, including 13 solo stops and three tackles for loss ... also had a pass breakup ... tied



Boogie Allen

his season high in tackles with four against Louisville and Florida State ... collected four solo tackles against FSU ... registered four tackles, including three solo stops and a tackle for loss at USF ... assisted on a tackle against Colorado ... had a 13-yard tackle for loss against Marshall ... two tackles against East Carolina and at Auburn ... season-high four tackles against Liberty.

**2008 (Jr.):** Played in all 13 games and started one ... saw action in more than 350 plays, including a season high 32 plays at Louisville ... eighth on the team in tackles with 49, including 24 solo stops, a sack and 3.5 tackles for loss ... earned the start against Villanova and finished with a game and season-high nine tackles, including seven solo stops and a sack ... collected seven tackles, including five solo stops and a tackle for loss against North Carolina in the Meineke Car Care Bowl ... produced six tackles against USF ... three solo stops at Louisville ... assisted on two tackles at Pitt ... registered five tackles against Cincinnati ... finished with four tackles, including 1.5 tackles for loss at Connecticut ... assisted on three tackles against Auburn ... collected three tackles at East Carolina and against Rutgers.

**2007 (So.):** Played in all 13 games ... saw action in a season-high 25 plays at Rutgers ... made 14 total tackles, including 12 solo stops for the season ... finished with three solo tackles against Oklahoma in the Fiesta Bowl ... had an interception against Rutgers and returned it 10 yards ... season-high three tackles at Rutgers ... two solo stops at Marshall ... solo tackles against Western Michigan, East Carolina, Syracuse, Louisville and Pitt.

**2006 (Fr.):** Played in nine games ... moved into the corner rotation as a true freshman in November 2006 ... 24-yard interception return against Cincinnati ... solo tackles against Marshall, USF and Rutgers.

**Prep:** Prepped at Milford (N.Y.) Academy for Coach Bill Chaplick ... helped the Falcons to a 9-2 record ... played at Trinity Christian in Jacksonville, Fla., for Coach Verlon Dorminey ... helped the Conquerors to back-to-back state titles and a state runner-up finish his senior year.

**Personal:** Birthday is Nov. 3 ... goes by nickname "Boogie" ... nephew of Pamela Stirks ... one of six children ... brother is NFL DB Guss Scott.

**Boogie Allen's Defensive Statistics**

Year	G/GS	UT	AT	TT	TFL	Sacks	FF	FR	Int	PBU
2009	12/5	13	9	22	3.0/18	0/0	0	1	0	0
2008	13/1	24	25	49	3.5/8	1/2	0	0	0	0
2007	13/0	12	2	14	0/0	0/0	1/10	0	0	0
2006	9/0	7	7	14	0/0	0/0	1/24	0	0	0
<b>Totals</b>	<b>47/6</b>	<b>56</b>	<b>43</b>	<b>99</b>	<b>6.5/26</b>	<b>1/2</b>	<b>2/34</b>	<b>1</b>	<b>0</b>	<b>0</b>

# 33 Maxwell Anderson

*RB, 6-0, 235, Sr  
Morgantown, W.Va.*




Added depth at the fullback position ... former walk-on who earned a scholarship in 2006 ... Athletic Director's Academic Honor Roll ... BIG EAST Academic All-Star ... will graduate with a bachelor's degree in accounting in May 2010 ... bowl trips: 2007 Gator, 2008 Fiesta, 2008 Car Care, 2010 Gator.

**2009 (Sr.):** Saw action in 11 games ... used extensively on special teams.

**2008 (Jr.):** Redshirted ... competing for the starting fullback position when a left hamstring injury forced him to miss the first eight weeks of last year ... missed the remainder of the season with an off the field incident.

**2007 (So.):** Played in six games before sustaining a season-ending knee injury against Mississippi State ... saw action in a season-high two plays against Marshall, East Carolina, Syracuse and Mississippi State ... missed most of the year with a left knee injury ... had surgery in November and missed the remainder of the season and the spring.

**2006 (Fr.):** Saw playing time as a true freshman ... earned a scholarship when he became the backup to Owen Schmitt in 2006 ... carried the ball in first two games ... hammer award: East Carolina.



**Prep:** Played fullback and linebacker ... first team all-state and all-conference for Coach John Bowers at Morgantown High ... as a senior, he rushed for 1,193 yards and 18 touchdowns ... named the teams' most valuable player ... in the state championship game, he finished with 151 yards and two touchdowns, including a 37-yard touchdown run ... also finished with eight tackles ... helped the Mohigans to the 2004 and 2005 Class 3A state titles ... ranked No. 20 in the Eastern rankings.

**Personal:** Birthday is Dec. 30 ... son of Ernie and Bonnie Anderson ... father was a WVU letterman in the 1980s ... one of two children.

# 82 Alric Arnett

*WR, 6-2, 189, r-Sr.  
Belle Glade, Fla.*



Two-year starter at the wide receiver position ... one of the Mountaineers' top receivers over his two-year career ... a deep threat and big-play receiver ... excellent size and speed ... completed his career with 26 career starts ... No. 11 in BIG EAST Conference in receiving yards per game and No. 12 in receptions per game ... finished career on a 24-game streak





Alric Arnett

with at least one reception ... for his career, has four or more catches in eight games ... has 17 receiving plays of 20 yards or more, including six of them for touchdowns... nine plays for 30 yards or more and four for 40 yards or more ... WVU Offensive Champion: East Carolina, Marshall, Pitt ... graduated in December 2009 with a bachelor's degree in athletic coaching education ... bowl trips: 2008 Fiesta, 2008 Car Care, 2010 Gator.

**2009 (r-Sr.):** Started all 13 games ... saw action in more than 775 plays, a team-high among the receivers ... used in 50 or more plays in 12 games, including a season-high 75 plays at Auburn ... played in 60 or more snaps in nine games ... second on the team in receptions (43) and yards (586) ... averaging 13.6 yards per catch ... tied for the team lead with three receiving touchdowns ... long touchdown catch of 46 yards against East Carolina ... four or more catches in five games ... finished with 11 receiving plays that went for 20 yards or more, including two touchdowns ... five receiving plays of 30 yards or more and one of 40 yards or more ... has two catches for

34 yards with a team-long catch of 30 yards at Rutgers ... team-high and tied his career high with seven catches for a 71 yards against Pitt ... long catch of 35 yards against the Panthers ... collected two catches for 35 yards with a long reception of 24 yards at Cincinnati ... tied for team-high honors against Louisville, finishing with three catches for 46 yards with a long of 29 yards ... game-high six receptions for a season-high 84 yards with a long catch of 32 yards at USF ... finished with five receptions for 51 yards with a long of 23 yards against Connecticut ... had three catches for 55 yards and a touchdown against Marshall ... season-high four catches for 22 yards at Syracuse ... two catches for 28 yards with a long of 17 yards against Colorado ... finished with four catches for 61 yards with a long reception of 26 yards at Auburn ... three receptions for 61 yards and two touchdowns against East Carolina ... touchdown grabs were 46 and 11 yards ... one catch for 22 yards against Liberty.

**2008 (r-Jr.):** Started all 13 games at wide receiver ... saw action in more than 775 plays, including a season high 86 against Cincinnati ... used in 50 or more plays in all 13 games ... led the team in receiving yards (466), average (13.3), was second in receiving touchdowns (6) and tied for second in catches (35) ... long catch of 52 yards ... season high seven catches for 93 yards and two touchdowns against North Carolina in the Meineke Car Care Bowl ... finished with a one-hand touchdown reception over the right shoulder and caught the game-winning touchdown from 20 yards out in the fourth quarter ... four catches for a season-high 70 yards with two touchdown and a long catch of 34 yards against Villanova ... five catches for 54 yards with a long of 15 yards against Marshall ... season-long 52 yard catch at Louisville ... three catches for 36 yards with a long of 16 yards at Pitt ... three catches for 31 yards with a long of 15 yards against USF ... three catches for 59 yards, a touchdown and a season-long catch of 44 yards against Auburn ... two catches for 28 yards and a touchdown against Cincinnati ... three catches for 18 yards, including a long reception of 12 yards against Rutgers ... two catches for 16 yards at Connecticut.

**2007 (Jr.):** Redshirted due to thumb injury that he sustained during the preseason ... had surgery in Oct. 2007.

**2006 (So.):** Appeared in nine games ... eight catches for 100 yards and two touchdowns at Scottsdale (Ariz.) Community College ... selected as an NJCAA All-Star.

**2005 (Fr.):** Made 14 catches for 212 yards and three scores at Butler (Kan.) Community College ... long catch of 35 yards ... ran a 48.89 400-meter dash at the 2007 NJCAA region championships, for a seventh-place finish.

**Prep:** Graduate of Glades Central (Fla.) High, where as a senior team captain for Coach Larry Coffey had 24 catches for 573 yards and seven touchdowns ... Palm Beach Post's most versatile player in the county ... selected to play in the Outback Bowl all-star game ... competed in the 400-meter state champion as a junior and senior ... finished third in the 400-meter dash in the 2005 Florida High School Athletic Association 2A outdoor state finals ... also a part of the state champion 4x400 relay team both years.

**Personal:** Birthday is June 26 ... son of James Bailey and Annie Arnett ... one of seven children.

**Alric Arnett's Receiving Statistics**

Year	GP/GS	Catches	Yards	Avg.	TD	Long
2009	13/13	43	586	13.6	3	46
2008	13/13	35	466	13.3	6	52
<b>Totals</b>	<b>26/26</b>	<b>78</b>	<b>1,052</b>	<b>13.5</b>	<b>9</b>	<b>52</b>

# 83 Payton Brooks

*WR, 6-1, 190, r-Sr.  
Hurricane, W.Va.*



One of the Mountaineers' wide receivers ... joined the team in the spring 2009 after completing a standout four-year career on the WVU swimming team ... five-time all-BIG EAST performer in the freestyle events ... Athletic Director's Athletic Honor Roll ... BIG EAST Academic All-Star ... graduated in December 2009 with a bachelor's degree in physical education.

**2009 (r-Sr.):** Saw limited action, making only one appearance ... named the offensive scout team player of the year.

**Prep:** Two-year letterwinner at Hurricane High School ... played wide receiver and safety ... helped lead team to the state playoffs each year.

**Personal:** Birthday is July 25 ... son of Stephen and Lisa Brooks.

# 16 Jarrett Brown

*QB, 6-4, 223, r-Sr.  
West Palm Beach, Fla.*



Mountaineers' starting quarterback ... patiently waited for his opportunity to be the starting quarterback, sitting behind former WVU great Pat White for four years ... named all-BIG EAST Conference second team by the league coaches and third team by Phil Steele ... permanent team captain as selected by his teammates ... selected as the Ideal Mountaineer Man by the WVU coaching staff ... had an 11-3 record as a starting quarterback, posting a 2-0 record as a starter before this season ... led West Virginia to a 23-5 record when he threw at least one pass in a game ... completed 29 pass plays of 20 yards or more in 2009 ... registered 12 pass plays of 30 yards or more ... posted five pass plays of 40 yards or more and three of 50 yards or more ... ranked No. 3 in the BIG EAST in total offense and No. 5 in average passing yards per game ... BIG EAST Offensive Player of the Week: East Carolina ... WVU Offensive Champion: Liberty, East Carolina, Syracuse, Cincinnati ... graduated in December 2009 with a bachelor's degree in athletic coaching education ... bowl trips: 2006 Sugar, 2007 Gator, 2008 Fiesta, 2008 Car Care, 2010 Gator.

**2009 (r-Sr.):** Started all 13 games ... used in more than 750 plays this season, including a season-high 77 against Pitt ... used in 72



Jarrett Brown


plays at Cincinnati and 71 plays at Auburn and against East Carolina ... saw action in 60 or more plays nine times and more than 70 five times ... used in four plays against Marshall until leaving the game when he had a head-on collision, resulting in a concussion ... completed 187-of-296 passes for 2,144 yards and 11 touchdowns ... second-leading rusher on the team with 117 carries for 466 yards and six touchdowns ... has 200 or more yards passing five times and a season-high 334 yards against East Carolina ... has eight runs of 20 yards or more, including a season-long run of 36 yards at Rutgers ... left in the first half against Florida State in the Gator Bowl with an ankle injury ... ran for a 32-yard touchdown for the first touchdown of the game ... connected on 10-of-20 passes for 116 yards with a long of 30 yards against the Scarlet Knights ... also had 36 yards rushing on 11 carries against Rutgers ... finished with 19-of-31 passing for 164 yards with a long completion of 35 yards

against Pitt ... ran 13 times for 21 yards with a long of 10 yards against the Panthers ... completed 17-of-25 passes for 188 yards and a touchdown at Cincinnati ... ran for 34 yards on eight carries, an average of 4.2 yards per run and a touchdown against the Bearcats ... completed 9-of-17 passes for 94 yards and a touchdown and ran for 43 yards on eight carries with a long run of 24 yards against Louisville ... left late in the game with an ankle injury against the Cardinals ... scored two rushing touchdowns and ran for 39 yards with a long of 11 yards at USF ... completed 19-of-32 passes for 205 yards with a long pass of 32 yards against the Bulls ... completed 16-of-27 passes for 153 yards and a touchdown against UConn ... long pass of 31 yards ... carried the ball 10 times for 41 yards with a touchdown and a long run of 25 yards against the Huskies ... had a 15-yard run and completed 1-of-2 for 19 yards against Marshall before having to leave with a concussion ... finished 22-of-30 passing attempts for 244 yards, a touchdown and a long completion of 33 yards at Syracuse ... completed 12-of-19 passes for 148 yards and two touchdowns against Colorado ... had a long run of 26 yards against the Buffaloes ... finished with 18-of-32 completions for 221 yards, a touchdown, season-high four interceptions and a long reception of 58 yards at Auburn ... ran for 66 yards on 19 carries with a long carry of 13 yards against the Tigers ... completed 24-of-31 passes for 334 yards and four touchdowns, all career highs, including a long completion of 58 yards against East Carolina ... personal-best in total offense (407), career long completion (58) and third-most total offensive yards in school history against the Pirates ... averaged 7.3 yards a carry on 10 carries for 73 yards with a long run of 22 yards against ECU ... completed 19-of-26 passes for 243 yards against Liberty with a long completion of 38 yards ... ran for 69 yards on nine carries, averaging 7.7 yards a carry and a touchdown against the Flames.

**2008 (r-Jr.):** Saw action in nine games, including one as the starting quarterback against Syracuse ... sustained deep right shoulder and right thigh bruises during the Rutgers game on Oct. 4 and wasn't fully healed until the first week of November ... used in



more than 175 plays, including a season high 55 against Syracuse ... 28 plays against Rutgers and 27 plays against Marshall ... fourth-leading rusher on the team, carrying the ball 36 times for 169 yards, an average of 4.7 yards per run, a touchdown and a long run of 35 yards ... completed 22-of-30 passes for 114 yards, including a long pass of 25 yards ... threw for 52 yards on 14-of-20 passes with a touchdown against Syracuse ... also ran for 18 yards on eight carries in that game ... finished with 77 all-purpose yards against Marshall, a season high 78 rushing yards on eight carries with a long of 35 yards ... completed 5-of-7 passes for 44 yards, including a 25-yard pass play ... compiled 44 yards on 14 carries against Rutgers, a touchdown and long run of 12 yards ... also completed 2-of-2 passes for 21 yards with a long of 12 yards ... three carries for 10 yards with a long of five yards at Louisville.



Jarrett Brown

**2007 (r-So.):** Saw action in 10 games ... completed 31-of-48 passes for 341 yards, two touchdowns and two interceptions ... long completion of 43 yards ... had 49 carries for 327 yards, an average of 6.7 yards per carry ... scored three rushing touchdowns and had a long run of 51 yards against UConn ... came off the bench at USF when Patrick White went down with a thigh bruise and completed 11-of-20 passes for 149 yards and a touchdown ... completed 5-of-5 for 85 yards with a long of 41 yards at Syracuse ... ran five times for 16 yards with a touchdown ... season-high 15 carries for 61 yards with a long run of 27 yards at USF ... six carries for 38 yards with a long of 13 against Mississippi State and completed 4-of-8 for 23 yards and a score ... completed 4-of-5 for 21 yards with a long reception of 21 yards against East Carolina ... ran six times for 82 yards with a long of 30 yards against East Carolina ... finished with five carries for 41 yards with a touchdown and a long run of 20 yards in the season-opener against Western Michigan ... completed 3-of-4 for 34 yards with a long of 19 yards ... three carries for 61 yards with a long of 51 yards against UConn.

**2006 (r-Fr.):** Saw spot action in the Friends of Coal Bowl, scoring on a seven-yard run ... 11-of-15 passing for 129 yards in two quarters of work against Eastern Washington ... TD pass of five yards to Brandon Myles and also rushed for 70 yards with a seven-yard score ... late action in Syracuse, Connecticut and Cincinnati wins ... posted 317 yards total offense in the triple-overtime win over Rutgers, his first career start, playing for the injured White ... 244 yards passing with a TD and scored on a 40-yard run ... offensive champion: Eastern Washington, Rutgers ... BIG EAST honor roll: Rutgers.

**2005 (Fr.):** Redshirted ... did not see varsity action.

**Prep:** A 6-A all-state quarterback from Palm Beach Lakes High ... Sun-Sentinel player of the year ... passed for 1,800 yards, 18 touchdowns as a senior, with 485 yards rushing ... led Coach Dan Sanso's Rams to an 8-2 record and the state quarterfinals ... more than 7,100 career passing yards and 73 TDs ... played in Outback Bowl ... Florida 101 ... Lou Groza

prep player of the year finalist ... four-year letterwinner in basketball ... averaged 11.4 points per game and shot 44 percent from three-point range as a senior ... member of the 1,000-point club ... led Palm Beach Lakes to the 6-A state finals ... team posted a career record of 100-21.

Personal: Birthday is Jan. 23 ... son of James and Sherry Brown ... one of six children.

#### Jarrett Brown's Passing Statistics

Year	GP/GS	Comp	Att.	Yards	TD	Int.	Long
2009	13/13	187	296	2,144	11	9	58
2008	9/1	22	30	114	1	1	25
2007	10/0	31	48	341	2	2	43
2006	6/1	28	47	384	2	1	48
<b>Totals</b>	<b>38/15</b>	<b>268</b>	<b>421</b>	<b>2,983</b>	<b>16</b>	<b>13</b>	<b>58</b>

#### Jarrett Brown's Rushing Statistics

Year	GP/GS	Att.	Yards	Avg.	TD	Long
2009	13/13	117	466	4.0	6	36
2008	9/1	36	169	4.7	1	35
2007	10/0	49	327	6.7	3	51
2006	6/1	32	176	5.5	3	40
<b>Totals</b>	<b>38/15</b>	<b>234</b>	<b>1,138</b>	<b>4.9</b>	<b>13</b>	<b>51</b>

## 66 Selvish Capers

*OL, 6-5, 298, r-Sr.*

*Kenner, La.*



Three-year starter at the right tackle position on the offensive line ... finished career with 33 starts to his credit ... displays good footwork ... leader on the offensive line ... second team all-BIG EAST by the league coaches, *Phil Steele* and *The Sporting News* ... awarded the Gridiron Gladiator Award by the WVU coaching staff ... graduated in December 2009 with a bachelor's degree in multidisciplinary studies ... bowl trips: 2006 Sugar, 2007 Gator, 2008 Fiesta, 2008 Car Care, 2010 Gator.

**2009 (r-Sr.):** Started in all 13 games ... saw action in 855 plays, including a season-high 80 plays at Auburn ... used in 73 plays at



Syracuse and 70 at USF ... used in 60 or more plays in 10 games ... had six thunderbolt blocks and 42 knockdowns ... helped the Mountaineers produce a 1,000-yard rusher for the second-straight season and a 2,000-yard passer for the first time since the 1998 season ... part of an offensive line that ranked No. 1 in the BIG EAST in rushing yards per game and No. 24 nationally.

**2008 (r-Jr.):** Started all 13 games ... saw action in more than 775 plays, including a season high 86 against Cincinnati ... used in 50 or more plays in 11 games ... collected 56 knockdowns, including a season high eight knockdowns against Connecticut ... registered seven knockdowns against Villanova, at Colorado and against Syracuse ... part of offensive line that helped pave the way for the No. 15 rushing offense in the nation ... No. 27 nationally in fewest sacks allowed.

**2007 (r-So.):** Played in all 13 games and started six ... moved from tight end to the tackle position during the offseason ... started

the season as the backup and then earned the starting job against Mississippi State and has kept it ever since ... saw limited action in the Fiesta Bowl, due to a sprained ankle ... season-high 79 plays and five knockdowns at Cincinnati ... helped pave the way for the offense to produce two 1,000-yard rushers ... offense averaged 6.2 yards a carry, 297.2 yards a game rushing and 456.2 in total offense ... Mountaineers ranked No. 3 nationally in rushing offense, tied for No. 5 for fewest sacks allowed (13), No. 9 in scoring offense and No. 15 in total offense.

**2006 (r-Fr.):** Saw limited time at tight end ... saw action against Eastern Washington and Connecticut.

**2005 (Fr.):** Redshirted ... did not participate in football.

**Prep:** All-Louisiana tight end for Coach Tyrone Payne at New Orleans' St. Augustine High ... 10 catches for 176 yards and four scores as a senior ... first team all-district, all-Cmetro and all-state ... also a three-year starter in basketball.

**Personal:** Birthday is Nov. 13 ... son of Selvish Sr. and Deborah Capers ... one of four children.

## 26 Carmen Connolly

WR, 5-11, 192, Sr.  
Pittsburgh, Pa.



One of the Mountaineer slot receivers ... used on special teams, including as one of the team's holders ... tough, reliable receiver with good football instincts ... a skilled blocker ... Athletic Director's Academic Honor Roll ... will graduate with his bachelor's degree in exercise physiology in May 2010 ... bowl trips: 2007 Gator, 2008 Fiesta, 2008 Car Care, 2010 Gator.

**2009 (Sr.):** Saw limited action, appearing in seven games ... saw time on special teams ...

added depth as the backup at the slot receiver position.

**2008 (Jr.):** Saw limited action, appearing in seven games ... saw time on special teams and was used as the team's holder the final four games of the season ... used in a season high five plays against Marshall ... saw action in three plays against Villanova.

**2007 (So.):** Played in seven games, being used as a downfield blocker and on special teams ... used in a season-high 10 plays against Connecticut, eight plays against East Carolina and four plays at Marshall and at USF.

**2006 (Fr.):** Saw limited action, playing in two games ... first reception came against Eastern Washington ... seven knockdowns vs. Eastern Washington ... came to WVU in Jan. 2006.

**Prep:** Led Seton-LaSalle to the conference and WPIAL championships ... set a state record his senior year with 116 catches for 1,580 yards and 16 TDs, the eighth highest reception total nationally ... three-year all Century Conference for Coach Lou Cerro ... leading tackler three years in a row, with 184 tackles, 17 forced fumbles, 16 interceptions and three defensive scores ... Mercury Award finalist ... first team all-state ... 221 career catches for 3,019 yards and 33 touchdowns; 1,100 career rushing yards with 10 scores ... two-year team captain ... Pittsburgh Post-Gazette and Pittsburgh Tribune-Review Player of the Year ... selected to play in the Big 33 All-Star Game ... Pittsburgh Tribune-Review Terrific 25 ... Pittsburgh Post-Gazette Fab-22 ... also an all-conference basketball player ... National Honor Society ...

**Personal:** Birthday is Oct. 27 ... son of Tom and Donna Connolly ... one of three children ... majoring in exercise physiology.

### **West Virginia Football ...**

*Had 9 Winning Seasons in the past 10 years  
8-Straight Bowl Appearances, Best in School History  
5-Straight Years of AP Top 25 Finishes  
6 New Year's Day Bowl Games in the Past 7 Years  
8th Best 5-Year Record in College Football  
9th Best 6-Year Record in College Football  
11th Best 4-Year Record in College Football  
12th Best 7-Year Record in College Football  
12th Best 7-Year Home Record in College Football*



# 57 Zac Cooper

LB, 6-3, 222, r-Sr.  
Weirton, W.Va.



Saw action at the strong-side linebacker position ... used as a speed rusher off the edge on third down ... also used on special teams ... tough and physical with a great passion for the game ... played in 42 games over his career ... Athletic Director's Honor Roll ... BIG EAST Academic All-Star ... already graduated with a bachelor's degree in business and will finish his second degree in sociology in May 2010 ... bowl trips: 2006 Sugar, 2007 Gator, 2008 Fiesta, 2008 Car Care, 2010 Gator.

**2009 (r-Sr.):** Played in 13 games ... saw action in more than 175 plays, including a season-high 28 against Colorado ... played in 19 plays against UConn and 18 against Louisville ... used in more than 15 plays five times ... finished with 10 tackles, including 3.5 sacks and a forced fumble ... third on the team in sacks ... posted two tackles, including a 12-yard sack at Rutgers ... two tackles at Cincinnati ... three tackles, including a season-high 1.5 sacks for nine yards against Louisville ... had an eight-yard sack and forced a fumble against Connecticut ... assisted on a tackle at Auburn.

**2008 (r-Jr.):** Played in all 13 games and started one ... selected an "Iron Mountaineer" by his teammates because of his hard work and dedication during the offseason lifting and conditioning program ... played at the defensive end position after moving from the weak-side linebacker position ... used as a pass rush specialist ... WVU Special Teams Champion: Rutgers ... collected 11 tackles, including 1.5 sacks ... part of defense that was ranked No. 11 in the nation in scoring defense ... saw action in more than 275 plays, including a season high 37 against Villanova ... special teams champion: Rutgers ... five tackles against Villanova ... assisted on a sack at Pitt

Zac Cooper



... two tackles against USF ... two solo tackles against Auburn, including a sack ... assisted on a tackle at Connecticut ... saw action in 20 plays at Colorado ... had an 18-yard run on a fake punt for a first down against Rutgers.

**2007 (r-So.):** Played in all 13 games ... saw action in a season-high 15 plays against Western Michigan and Marshall ... also used as a pass rusher on third down ... registered five tackles, including two solo stops, 2.5 sacks and a pass breakup ... assisted tackle and a pass breakup against Western Michigan ... six-yard sack against Louisville ... assisted on a sack at Cincinnati ... quarterback sack against Connecticut.

**2006 (r-Fr.):** Saw limited action, playing in three games ... assisted on a tackle and recovered a fumble against Syracuse ... also saw action against UConn and Louisville.



**2005 (Fr.):** Redshirted ... member of the scout team.

**Prep:** Sam Huff Award winner as the state's top prep defender ... team captain for Coach Tony Filberto ... led the Red Riders to the state semifinals as a junior and senior ... 105 tackles and 1,125 yards rushing as a senior ... two-time, first-team all-state and the captain of the 2004 all-state defense ... 350 career tackles ... second in Weir career rushing behind former WVU back running back Quincy Wilson ... also a basketball letterman ... National Honor Society.

**Personal:** Birthday is Sept. 22 ... son of Thomas and Carrie Cooper ... one of three children ... working on a second degree in sociology.

**Zac Cooper's Defensive Statistics**

Year	G/GS	UT	AT	TT	TFL	Sacks	FF	FR	Int	PBU
2009	13/0	5	5	10	3.5/29	3.5/29	0	0	1	0
2008	13/1	4	7	11	1.5/11	1.5/11	0	0	0	0
2007	13/0	3	3	6	3.5/14	2.5/13	0	1	0	0
2006	3/0	0	1	1	0/0	0/0	0	1	0	0
<b>Totals</b>	<b>42/1</b>	<b>12</b>	<b>16</b>	<b>28</b>	<b>8.5/54</b>	<b>7.5/53</b>	<b>0</b>	<b>2</b>	<b>1</b>	<b>0</b>

**25  
Jack  
Crow**

*WR, 5-9, 158, r-Sr.  
Weirton, W.Va.*



Walk-on who added depth at the slot receiver position ... scrappy receiver with good quickness ... tough competitor who was physical for his size ... Athletic Director's Academic Honor Roll ... will graduate in May 2010 with a bachelor's degree in business management ... bowl trips: 2006 Sugar, 2007 Gator, 2008 Fiesta, 2008 Car Care, 2010 Gator.

**2009 (r-Sr.):** Member of the team but didn't see any game action.

**2008 (r-Jr.):** Saw action in two games ... saw action in a season high eight plays against Villanova ... used in five plays at East Carolina.

**2007 (r-So.):** Saw action on the scout team but did not see any game action ... scout team champion: Rutgers.

**2006 (r-Fr.):** Member of the scout team but did not see any game action.

**2005 (Fr.):** Redshirted ... member of the scout team.

**Prep:** First-team all-state, all-OVAC, all-Valley and all-area for Coach Tony Filberto ... set Weir High record for touchdown receptions ... also set the West Virginia record for touchdown receptions ... third team all-state in basketball and baseball ... all-OVAC in basketball and baseball ... part of 2004 state champion baseball team.

**Personal:** Birthday is Oct. 29 ... son of John and Fran Crow ... one of two children.

**10  
Guesly  
Dervil**

*DB, 5-11, 190, Sr.  
Jacksonville, Fla.*



Added depth in the defensive secondary at the cornerback position ... used extensively on special teams ... will graduate with a bachelor's degree in sociology in May 2010 ... bowl trips: 2007 Gator, 2008 Fiesta, 2008 Car Care, 2010 Gator.

**2009 (Sr.):** Played in 11 games ... used in more than 60 plays, mostly on special teams ... season high seven plays against Louisville ... saw action in six plays against Marshall ... finished with three tackles ... assisted on a tackle at Cincinnati and against Louisville ... solo tackle against East Carolina.

**2008 (Jr.):** Played in 12 games ... saw limited action ... season-high eight plays at East Carolina ... registered nine tackles for the season, including four solo stops ... season high two tackles against Villanova and Rutgers ... recorded solo tackles against Colorado, Marshall, Syracuse, Louisville and Pitt.

**2007 (So.):** Played in 11 games ... saw action in a season-high 18 plays against Western Michigan ... used in 16 plays against Connecticut ... made six tackles for the season ... two solo stops against Western Michigan ... two assisted tackles against Connecticut ... assisted on tackles against Maryland and East Carolina.

**2006 (Fr.):** Played as a true freshman ... five tackles against Cincinnati.

**Prep:** Team captain for Coach Terry Gilliam at Jacksonville's Ed White High ... all-region and Area Super 24 ... Florida-California All-Star Game.

**Personal:** Birthday is Aug. 6 ... son of Acilia Dervil ... one of three children ... majoring in sociology.

## 58 Zach Flynt

*LB, 6-0, 210, r-Sr.  
Flower, W.Va.*



Walk-on reserve strong-side linebacker ... used on special teams ... came to WVU as a long snapper ... will graduate in May 2010 with a bachelor's degree in geology.

**2009 (r-Sr.):** Saw limited action, making an appearance against Liberty ... used on the scout team ... defensive scout team player of the week: Liberty.

**2008 (r-Jr.):** Didn't see any game action ... used on the scout team ... defensive scout team player of the week: Syracuse.

**2007 (r-So.):** Didn't see any game action but saw action on the scout team ... special teams scout team champion: Connecticut.

**2006 (r-Fr.):** Did not see varsity action ... member of scout team.

**2005 (Fr.):** Redshirted

Guesly Dervil



**Prep:** First team all-state selection for Coach Sterling Beane as a senior ... a first team All-Little Kanawha Conference honoree ... North-South All-Star Game ... honorable-mention all-state offensive line as a junior.

**Personal:** Birthday is January 9 ... son of Robert Flynt and Sandy Post ... one of three children.

## 49 Ovid Goulbourne

*LB, 6-1, 229, r-Sr  
Easton, Pa.*



Added depth at the weak-side linebacker position ... speed rusher off the edge on third downs ... used extensively on special teams ... finished No. 12 in the BIG EAST Conference in sacks ... one of the most athletic on the team ... strong athlete who brings good quickness ... Athletic Director's Honor Roll ...

**BIG EAST Academic Honor Roll** ... graduated in December 2009 with a bachelor's degree in multidisciplinary studies ... bowl trips: 2006 Sugar, 2007 Gator, 2008 Fiesta, 2008 Car Care, 2010 Gator.

**2009 (r-Sr.):** Played in 13 games ... saw action in more than 150 plays, including a season high 18 against Colorado and Auburn ... registered 10 or more plays in eight games ... collected 20 tackles for the season, including 5.5 sacks ... second on the team in sacks ... also had an interception return for 13 yards and three pass breakups ... finished with a three-yard sack at Rutgers ... assisted on a sack against Pitt ... finished with two solo tackles, including a four-yard sack against Connecticut ... three tackles against Marshall ... assisted on a tackle against Florida State and at Syracuse ... two tackles, including a nine-yard sack and a pass breakup against Colorado ... finished with a 13-yard interception return and a pass breakup at Auburn, the first of his career ... collected five tackles, including three solo stops, a career-high two sacks and a pass breakup against East Carolina ... assisted on four tackles against Liberty.



Ovid Goulbourne

**2008 (r-Jr.):** Played in 12 games ... saw action in more than 175 plays on defense, including a season-high 52 at Colorado ... registered 25 tackles for the season, including 16 solo stops and assisted on a sack ... season high six solo tackles at Colorado ... six tackles at Louisville ... three tackles against Villanova ... two tackles, including an assisted sack against Syracuse ... assisted on a tackle against Rutgers, at Connecticut and at Pitt ... solo tackle against Marshall and USF.

**2007 (r-So.):** Saw action in four games ... season-high 13 plays against Connecticut ... had two tackles and assisted on a tackle for loss against Connecticut ... received the 2007 Iron Mountaineer Award as the top performer in the winter workout program.

**2006 (r-Fr.):** Played in 10 games ... backed up Kevin McLee at will linebacker in 2006 ... finished with five tackles, including three solo stops ... two tackles and a fumble recovery against Maryland ... solo tackles at East Carolina and at Mississippi State ... missed USF and Rutgers games with a hamstring pull.

**2005 (Fr.):** Did not see varsity action in 2005 but was the Danny Van Etten Award winner as the scout team player of the year on special teams ... scout team champion: ECU, Rutgers.

**Prep:** Led Coach Steve Shiffert's Rovers to the Lehigh Valley Interscholastic Athletic Association and district championships ... Express-Times Player of the Year ... helped lead Easton Area to a 13-1 record, the LVIAC championship and the District 4A championship as a senior ... rushed for more than 2,500 yards as a junior and senior ... all-county and all-LVIAC ... first team all-area from the Morning Call and Express-Times ... a track letterman ... Student Senate.

**Personal:** Birthday is April 3 ... son of Mardia Bailey and Paul Goulbourne.

**Ovid Goulbourne's Defensive Statistics**

Year	G/GS	UT	AT	TT	TFL	Sacks	FF	FR	Int	PBU
2009	13/0	8	12	20	5.5/35	5.5/35	1/13	3	0	0
2008	12/0	16	9	25	0.5/3	0.5/3	0	0	0	0
2007	4/0	1	1	2	0.5/1	0/0	0	0	0	0
2006	10/0	3	2	5	0/0	0/0	0	0	0	0
<b>Totals</b>	<b>39/0</b>	<b>28</b>	<b>24</b>	<b>52</b>	<b>6.5/39</b>	<b>6.0/38</b>	<b>1/13</b>	<b>3</b>	<b>0</b>	<b>1</b>



# 37 Scott Kozlowski

P/K, 5-11, 191, r-Sr.  
West Palm Beach, Fla.



Mountaineers' starting punter ... showed a lot of perseverance over his career and had an outstanding senior year, ranking No. 1 in the BIG EAST Conference and No. 9 nationally ... named third-team All-American by *Phil Steele* and honorable-mention by collegefootballnews.com and SI.com ... first-team all-BIG EAST Conference by ESPN.com, *Phil Steele*, rivals.com, *The Sporting News* and second team by the league coaches ... awarded the Scott Shirley Special Teams Player of the Year Award by the WVU coaching staff ... BIG EAST Special Teams Player of the Week: Colorado ... WVU Special Teams Champion: East Carolina, Colorado, Syracuse, Marshall, Cincinnati ... Athletic Director's Academic Honor Roll ... BIG EAST Academic All-Star ... will graduate in May 2010 with a bachelor's degree in business management ... bowl trips: 2006 Sugar, 2007 Gator, 2008 Fiesta, 2008 Car Care, 2010 Gator.

**2009 (r-Sr.):** Started all 13 games ... finished with 64 punts for 2,844 yards, an average of 44.4 yards per punt ... long of 63 yards ... 17 punts of 50 yards or more ... 12 punts that resulted in a fair catch ... placed 17 punts inside the opponent's 20-yard line ... had seven punts roll into the end zone for a touchback ... had at least one punt of 50 yards in all but one game ... finished with nine punts for 381 yards, an average of 42.3 yards per punt with a touchback, four that resulted in a fair catch and four that were placed inside the 20-yard line at Rutgers ... tallied five punts for 216 yards, an average of 43.2 yards per kick with a long of 52 yards against Pitt ... placed one inside the Panthers' 20-yard line ... finished with six punts for 272 yards at Cincinnati, an average of 45.3 yards per kick with a long of 53 yards and placed two inside the Bearcats' 20-yard line ... season-high seven punts for 333 yards, an average of 47.6 yards per punt with a long of 55 yards ... placed one inside the Cardinal 20-yard line and had one roll into the end zone for a touchback ... five punts for 215 yards at USF, an average



of 43.0 yards per kick with two touchbacks and one inside the USF 20-yard line ... averaged 41.8 yards per punt on six kicks against Connecticut for 251 yards with a long of 54 yards and placed two inside 20-yard line ... finished with six punts for 271 yards against Marshall, an average of 45.2 yards per boot with a long of 53 yards, placed two inside the Herd 20-yard line ... posted five punts for 215 yards at Syracuse, an average of 43.0 yards per punt with a long of 51 yards and placed one inside the opponent's 20-yard line ... punted four times for 192 yards against Colorado, an average of 48.0 yards per play with a long of 56 yards and one inside the opponents' 20-yard line ... averaged 49.5 yards per punt on two kicks with a long of 52 yards at Auburn ... four punts for 193 yards an average of 48.2 yards per punt, placed one inside the opponent's 20-yard line and had a season-long of 63 yards against East Carolina ... averaged 47.5 yards per punt on two kicks with a long of 55 yards and placed one inside the opponent 20-yard line against Liberty.

**2008 (r-Jr.):** Added depth behind All-American punter and all-conference kicker Pat McAfee ... saw limited action.



**2007 (r-So.):** Saw limited action, making one appearance at Syracuse.

**2006 (r-Fr.):** Was the starting punter in the early part of the season ... averaged 39.5 yards per kick in 2006 ... four inside the opponents 20-yard line ... long punt was 51 at East Carolina ... also had a 51-yarder at Mississippi State ... BIG EAST all-freshman team selected by the coaches ... first collegiate punt was 48 yards against Eastern Washington ... averaged 50.5 with two punts over 50 yards, including one inside the opponent's 20-yard line against East Carolina ... averaged 45.0 yards per punt on three punts at Mississippi State.

**2005 (Fr.):** Redshirted.

**Prep:** An all-state and all-county selection for Coach Eric Patterson at Royal Palm Beach High ... Sun-Sentinel and Palm Beach Post all-conference ... two-time special teams player of the year ... selected 6A all-conference by the Palm Beach Post, Sun Sentinel and the Outback Bowl ... 6A Outback All-Star Game ... averaged 46.3 yards and placed seven inside the opponent's 20-yard line as a senior ... 2005 National Kicking Expo punting champion ... rated No. 1 punter in nation by Scout.com ... also competed in the shot put and discus.

**Personal:** Birthday is Feb. 2 ... son of Scott and Lisa Kozlowski.

#### Scott Kozlowski's Punting Statistics

Year	Punts	Yards	Avg	Long	50+	I-20
2009	64	2,844	44.4	63	17	17
2006	17	671	39.5	51	3	4
<b>Totals</b>	<b>81</b>	<b>3,515</b>	<b>43.4</b>	<b>63</b>	<b>20</b>	<b>21</b>

## 46 Josh Lider

*K, 6-2, 195, Sr.  
Bellevue, Wash.*



Shared kickoff duties during the season ... added depth on field goals and as the punter as well ... 2009 *ESPN the Magazine* Academic All-District Two ... Athletic Director's Academic Honor Roll ... BIG EAST Academic Honor

Roll ... will graduate in May with a bachelor's degree in exercise physiology ... bowl trips: 2010 Gator.

**2009 (Sr.):** Played in 11 games ... finished with 48 kickoffs for 2,668 yards, an average of 55.6 yards per kick ... also had three tackles, including a solo stop against UConn ... three kickoffs for 112 yards, an average of 37.3 yards per kickoff at Rutgers ... five kickoffs for 283 yards, an average of 56.6 yards per kick against Connecticut ... averaged 56.8 yards per kickoff on five kicks and one touchback against Marshall ... finished with six kickoffs for 379 yards, an average of 63.2 yards per kick ... six kickoffs for 345 yards, an average of 57.5 yards per kick against Colorado ... six kickoffs for 356 yards, an average of 59.3 yards per kick at Auburn ... averaged 55.2 yards on eight kickoffs against Liberty in his first game since transferring from Western Washington.

**Western Washington:** Saw action in 11 games and scored 63 points, hitting 10-of-15 field goals and 33-of-37 ... punted 39 times for 1,409 yards, an average of 36.1 yards per punt with a long of 51 yards and placed 10 inside the opponent's 20-yard line ... earned second-team Great Northwest Athletic Conference selection and league all-academic honoree ... named the GNAC and Western Washington Special Teams Player of the Week after kicking three field goals, including the game winner with four seconds left against Dixie State ... played in 10 games as a sophomore and was named an honorable-mention All-GNAC selection ... scored 38 points, making 11-of-12 PAT attempts and 9-of-14 field goal opportunities ... tied the school record for making eight-straight field goals was 4-of-4 against St. Cloud State, hitting the game winner with 21 second remaining. Lider also hit three field goals in the upset victory over UC Davis, an FCS opponent.

**Prep:** Two-year letterwinner at Sammamish High, earning first team All-Kingco League honors as a senior ... averaged 44.0 yards punting with a long of 72 yards ... made 3-of-5 field goals, all over 40 yards and 11-of-12 PATs ... also was a four-year letterwinner on the soccer team was a two-time all-league goalkeeper.

**Personal:** Birthday is Nov. 11 ... son of Kirk and Carol Lider ... one of three children.

# 85 Scott Loving

TE, 6-2, 222, r-Sr.  
Lewisburg, W.Va.



Walk-on who added depth at the tight end position ... strong athlete with good hands and ball skills ... Athletic Director's Academic Honor Roll ... graduated with a bachelor's degree in exercise physiology in December 2009 ... bowl trips: 2008 Fiesta, 2008 Car Care, 2010 Gator.

**2009 (r-Sr.):** Did not see varsity action.

**2008 (r-Jr.):** Did not see varsity action ... member of the offensive scout team ... Scout Team Champion: Auburn.

**2007 (r-So):** Did not see any varsity action ... member of the scout team.

**2006 (r-Fr.):** Did not see any varsity action ... member of the scout team.

**Junior College:** Attended New River Community and Technical College in Lewisburg, W.Va., for one year before coming to WVU.

**Prep:** Played for Coach Andy Grogg at Greenbrier East High ... three-year letterwinner, two-year starter ... finished with a touchdown and had four sacks ... named team's most dedicated ... nominated for the North-South All-Star Game ... also lettered in basketball and track ... participated in the state championships in the discus.

**Personal:** Birthday is May 29 ... son of Mike and Cindy Loving ... one of two children ... mother played basketball at Virginia Tech.

## **West Virginia Football ...**

*30 BIG EAST all-league players in the last 3 years*

*27-8 in BIG EAST during last 5 years*

*51 wins during the last 5 years*

*1 of 7 schools nationally to win 9 games  
for 5-straight years*

*1 of 11 schools nationally to win 8 games  
for 8-straight years*



# 4 Wes Lyons

WR, 6-8, 231, Sr.  
North Braddock, Pa.



Started at the slot receiver position ... tall, lanky receiver who gave quarterbacks a large target ... did an outstanding job of blocking down field ... graduated in December 2009 with a bachelor's degree in business and economics ... WVU Offensive Champion: Marshall, Pitt ... bowl trips: 2007 Gator, 2008 Fiesta, 2008 Car Care, 2010 Gator.

**2009 (Sr.):** Played in all 13 games and started 10 ... finished with a personal-best 20 catches for 263 yards, an average of 13.1 yards per catch, fourth-best on the team ... has a long reception of 29 yards ... registered two or more catches seven times, including three of the last four straight games ... collected two catches for 11 yards with a long grab of eight yards at Rutgers ... had two big catches against Pitt for

44 yards, including a season-long reception of 24 yards ... finished with two catches for 34 yards with a long grab of 21 yards at Cincinnati ... season-high four receptions for 39 yards with a long catch of 12 yards at USF ... three catches for 53 yards and a touchdown against Marshall with a season-long reception of 29 yards ... posted a 15-yard catch at Syracuse ... three catches for 30 yards with a long grab of 13 yards at Auburn ... two receptions for 31 yards with a long of 16 before having to leave the game with a aggravated hamstring.

**2008 (Jr.):** Played in 12 games and started five ... missed two weeks during preseason with knee injury ... missed two more weeks at the end of the season with a left ankle injury ... saw action in more than 360 plays, including a season high 71 against Rutgers ... used in 55 plays against Syracuse ... registered 11 catches for 104 yards with a long of 19 yards ... four catches for 44 yards with a long of 19 against Rutgers ... also had two grabs for 16 yards with a long of 12 against Marshall ... two receptions for 12 yards with a long of seven yards against Syracuse ... one catch for 18 yards against Auburn ... a nine-yard reception at Pitt.

**2007 (So.):** Played in 12 games and started two ... saw action in more than 325 plays ... season-high 53 plays at USF ... used in 30 or more plays in seven games ... three knock-downs ... has seven catches for 111 yards with a long reception of 21 yards ... three catches for 48 yards with a long of 20 yards at Syracuse ... two catches for 38 yards with a long reception of 21 yards against Mississippi State ... a 16-yard reception against Connecticut and a nine-yard catch against Pitt.

**2006 (Fr.):** Played as a true freshman in 2006 ... finished with four catches for 39 yards, an average of 10.0 yards per catch with a season long of 12 yards ... three catches for 28 yards in Eastern Washington win with a long catch of 12 yards ... 11-yard reception in the win at East Carolina.

**Prep:** Outstanding prep receiver at Pittsburgh's Woodland Hills High ... led the 10-3 Wolverines to the WPIAL Class AAAA finals ... all-conference pick for Coach George Novak ... 62 catches for 1,100 yards, 13 TD as a senior ... Pittsburgh Post-Gazette Fabulous 22 ... Pittsburgh Tribune-Review Terrific 25 ... Keystone

first team all-WPIAL ... also a track letterman ... honor roll student.


**Personal:** Birthday is Sept. 12 ... son of Wes Lyons and Marva LaMar ... one of three children.

#### Wes Lyons' Receiving Statistics

Year	GP/GS	Catches	Yards	Avg.	TD	Long
2009	13/10	20	263	13.1	0	29
2008	12/5	11	104	9.5	0	19
2007	12/2	7	111	15.9	0	21
2006	13/0	4	39	9.8	0	12
<b>Totals</b>	<b>50/17</b>	<b>41</b>	<b>517</b>	<b>12.6</b>	<b>0</b>	<b>29</b>

## 39 Trevor Mathews

*P, 6-4, 223, Sr.  
Cortland, Ohio*



Added depth on the Mountaineers' special teams as one of the team's punters ... Athletic Director's Honor Roll ... member of the student advisory committee ... member of the student society for the advancement of biometrics ... graduated with a bachelor's degree in engineering in December 2009 ... bowl trips: 2008 Fiesta, 2009 Car Care, 2010 Gator.

**2009 (r-Sr.):** did not see any varsity action.

**2008 (r-Jr.):** did not see any varsity action.

**2007 (r-So.):** Joined the team as a walk-on.

**Prep:** Three-year starter as a punter and started at wide receiver and outside linebacker as a senior for Coach Tom Pavlanksy at Lakeview High ... as a senior, he finished with 22 catches for 427 yards, an average of 19.4 yards per catch and six touchdowns ... collected 43 tackles, including two sacks and six tackles for loss and had one interception ... averaged 39.5 yards per punt with a long punt of 57 yards ... selected as an All-Trumbull Athletic Conference performer as a senior ... helped lead Lakeview to a 6-4 record as a senior ... also lettered in track.

**Personal:** Birthday is Feb. 23 ... son of Zane and LuAnn Mathews ... one of three children.



# 19 Mike Poitier

*RB, 5-8, 157, r-Sr.  
Opa Locka, Fla.*



Added depth at the running back position ... hard-worker with good receiving skills ... good blocker ... Athletic Director's Academic Honor Roll ... graduated in December 2009 with a bachelor's degree in multidisciplinary studies ... bowl trips: 2006 Sugar, 2007 Gator, 2008 Fiesta, 2008 Car Care, 2010 Gator.

**2009 (r-Sr.):** Added depth at the running back position ... didn't see any game action ... member of the offensive scout team ... Offensive Scout Team Champion: Syracuse.

**2008 (r-Jr.):** Added depth at the running back position ... didn't see any game action ... member of the offensive scout team ... Offensive Scout Team Champion: Marshall.

**2007 (r-So.):** Added depth at the receiver position ... Moved from receiver to running back during the offseason ... did not see any varsity action ... coaching staff awarded him the Danny Van Etten Award as the scout team offensive player of the year ... scout team offensive champion: Western Michigan and Syracuse.

**2006 (r-Fr.):** Added depth at the receiver position ... did not see any varsity action ... member of the scout team ... was awarded the Danny Van Etten Award for the special teams scout team player of the year.

**2005 (Fr.):** Redshirted ... did not see any varsity action ... member of the scout team ... named the recipient of the Danny Van Etten Award as the offensive scout team member of the year ... scout team champion: East Carolina, Connecticut, Cincinnati, Pitt, Marshall

**Prep:** Two-year all-county selection for Coach George Smith ... as a senior, he helped lead St. Thomas Aquinas to a 12-2 record, the 5A district 14 title, the regional championship and advance to the state championship game ... played in 12 games and finished with five

catches for 104 yards and a touchdown ... nine carries for 59 yards, an average of 6.6 yards a rush with a long of 13 yards ... also had 11 punt returns for 115 yards, an average of 10.5 yards per return and a touchdown ... seven kickoff returns for 179 yards, an average of 25.6 yards a return and a touchdown ... as a junior, he helped lead them to a 9-2 record, the district championship, the regional championship and advance to the sectional final.

**Personal:** Birthday is Jan. 4 ... son of Sidney and Donna Poitier ... one of three children.

# 17 Kent Richardson

*DB, 5-11, 194, r-Sr.  
Tallahassee, Fla.*



One of the Mountaineers' primary backups at the left cornerback position in the defensive secondary ... can play both cornerback positions ... also used on special teams ... Athletic Director's Academic Honor Roll ... BIG EAST Academic All-Star ... will graduate in May 2010 with a bachelor's degree in finance ... bowl trips: 2006 Sugar, 2007 Gator, 2008 Fiesta, 2008 Car Care, 2010 Gator.

**2009 (r-Sr.):** Played in 13 games ... saw action in more than 180 plays, including a season high 27 against Liberty ... registered action in 15 or more plays in six games ... also used in 21 plays against Colorado ... finished with 24 total tackles for the season, including 16 solo stops, a pass breakup and had a 54-yard interception return ... collected two tackles and blocked a punt at Rutgers ... posted two solo tackles against Pitt ... three tackles, including two solo stops at Cincinnati ... three tackles, including two unassisted against Louisville ... assisted on a tackle against Florida State ... had a pass breakup at USF ... tied his season-high three tackles, including two unassisted tackles and a 54-yard interception return against Connecticut ... two unassisted tackles against Marshall ... had two tackles against Colorado ... assisted on a tackle against East Carolina and at Auburn ... registered three tackles, including two solo stops against Liberty.





Kent Richardson

**2008 (r-Jr.):** Played in all 13 games and started three ... saw action in more than 160 plays, including a season high 60 plays against Villanova ... used in 56 plays at East Carolina ... registered 19 tackles for the season, including 12 solo tackles and a tackle for loss ... eight tackles, including a quarterback hurry and a tackle for loss at East Carolina ... season high four tackles at Louisville ... three solo tackles against Villanova ... one solo tackle at Colorado and against Cincinnati ... assisted on a tackle at Connecticut and against USF.

**2007 (r-So.):** Played in all 13 games and started two ... saw action in more than 140 plays, including a season-high 50 plays against Western Michigan ... used in 23 plays at Marshall ... collected nine tackles, including four solo stops ... also broke up one pass ... two tackles against Western Michigan ... two unassisted and two assisted tackles and a pass breakup against Marshall ... two solo stops against East Carolina ... had one tackle against Oklahoma in the Fiesta Bowl.

**2006 (r-Fr.):** In the pool at cornerback as a red-shirt freshman ... finished with three tackles for the year ... pair of tackles vs. E. Washington.

**2005 (Fr.):** Redshirted ... did not see varsity action.

**Prep:** Speedy corner for Coach Maurice Belser at Rickards High ... first team all-state and All-Big Bend ... recorded 75 tackles, seven interceptions, two blocked punts and a forced fumble as a senior for the district champs ... selected to play in the Florida All-Star Game ... outstanding sprinter in track and state champion in 4x400m relay ... state 3A weightlifting champ ... National Honor Society ... National Society of High School Scholars.

**Personal:** Birthday is April 21 ... son of Johnny and Emma Richardson ... one of five children.

**Kent Richardson's Defensive Statistics**

Year	G/GS	UT	AT	TT	TFL	Sacks	FF	FR	Int	PBU
2009	13/0	16	8	24	0/0	0/0	0	0	1	1
2008	13/3	12	7	19	1/1	0/0	0	0	0	0
2007	13/2	6	3	9	0	0	0	0	0	1
2006	11/0	1	2	3	0	0	0	0	0	0
<b>Totals</b>	<b>50/5</b>	<b>35</b>	<b>20</b>	<b>55</b>	<b>1/1</b>	<b>0/0</b>	<b>0</b>	<b>0</b>	<b>1</b>	<b>2</b>

# 12 Nate Sowers

*DB, 6-1, 211, r-Sr.  
Martinsburg, W.Va.*



Started in the defensive secondary at the bandit safety position ... also added depth at the spur safety position ... used extensively on special teams ... intelligent player who provides leadership ... possesses a great work ethic on-and-off the field ... WVU Defensive Champion: Syracuse ... Athletic Director's Academic Honor Roll ... will graduate in May with a bachelor's degree in exercise physiology ... bowl trips: 2006 Sugar, 2007 Gator, 2008 Fiesta, 2008 Car Care.

**2009 (r-Sr.):** Played in 12 games and started 11 ... used in more than 500 plays, including a season high 76 plays against Connecticut ... used in 45 or more plays in eight games ... ninth-leading tackler on the team with 43 total stops, including 29 unassisted tackles, 5.5 tackles for loss, a forced fumble and two pass breakups ... produced five or more tackles in

Nate Sowers



five games ... tallied three solo tackles, including a tackle for loss at Rutgers ... posted four tackles, including three solo stops against Pitt ... three tackles at Cincinnati, including assisting on a tackle for loss ... collected five tackles, including four solo stops, a three-yard tackle for loss, forced a fumble, had a pass breakup against Louisville ... finished with five tackles, including a tackle for loss against Connecticut ... had five tackles, including two unassisted tackles and a tackle for loss against Marshall ... four tackles and a pass breakup at Syracuse ... posted five tackles, including four solo stops and a tackle for loss against Colorado ... finished with six tackles, including five solo stops at Auburn ... two tackles against East Carolina ... solo tackle against Liberty.

**2008 (r-Jr.):** Played in 12 games ... saw action in more than 165 plays, including a season high 27 plays against Syracuse ... registered 20 tackles for the year, including 13 solo stops, assisted on a tackle for loss, collected both an interception and two pass breakups ... season high five tackles, including four solo stops

against North Carolina in the Meineke Car Care Bowl ... also had five tackles against Villanova, including three solo stops ... four tackles against Syracuse, along with an interception ... assisted on a tackle for loss at East Carolina ... two tackles against Marshall and a solo tackle at Colorado ... 2008 Iron Mountaineer Award.

**2007 (r-So.):** Saw playing time at the wide receiver position before being moved to safety at the middle of the season ... played in 10 games ... missed time during the early part of the season when he pulled his left hamstring ... finished with one catch for 16 yards against Western Michigan ... two tackles and a tackle for loss at Cincinnati ... two tackles against Louisville ... moved from quarterback to wide receiver in the offseason before his sophomore year.

**2006 (r-Fr.):** Suffered a hamstring pull in the Eastern Washington game after scoring a rushing touchdown ... six-yard reception from Jarrett Brown vs. Syracuse ... two key tackles on special teams in the Gator Bowl..

**2005 (Fr.):** Redshirted ... did not see varsity action but was the Danny Van Etten Award winner as the scout team player of the year on offense ... scout team champion: Syracuse.

**Prep:** Kennedy Award winner as the West Virginia state high school player of the year ... led Coach Dave Walker's Bulldogs to a 50-5 record ... a three-time first team all-state selection ... three-time Martinsburg Journal all-area as a sophomore, junior and senior ... Journal and Herald-Mail Player of the Year ... finished with 8,515 career passing yards with 113 scores ... accumulated 2,427 rushing yards with 38 scores ... Gatorade Player of the Year ... also a basketball and track letterman ... Student Council, National Honor Society, Fellowship of Christian Athletes, president of Art Honorary Society.

**Personal:** Birthday is Oct. 28 ... son of Tommy and Becky Sowers ... one of four children.

**Nate Sowers' Defensive Statistics**

Year	G/GS	UT	AT	TT	TFL	Sacks	FF	FR	Int	PBU
2009	12/11	29	14	43	5.5/16	0	0	1	0	2
2008	12/1	13	7	20	0.5/1	0	1	0	0	2
2007	10/0	4	3	7	1.0/1	0	0	0	0	0
<b>Totals</b>	<b>34/12</b>	<b>46</b>	<b>24</b>	<b>70</b>	<b>7.5/18</b>	<b>0</b>	<b>1</b>	<b>1</b>	<b>0</b>	<b>4</b>



# 67 Jon Walko

*OL, 6-6, 289, r-Sr.  
Germantown, Md.*



Added depth on the offensive line as the primary backup at the right tackle position ... has a big frame ... good upper body strength ... Athletic Director's Academic Honor Roll ... dean's list ... graduated in December 2009 with a bachelor's degree in athletic coaching education ... bowl trips: 2006 Sugar, 2007 Gator, 2008 Fiesta, 2008 Car Care, 2010 Gator.

**2009 (r-Sr.):** Played in four games and saw action in 13 plays ... used in more than seven plays against Marshall.



**2008 (r-Jr.):** Member of the team but didn't see any game action ... added depth behind a veteran offensive line.

**2007 (r-So.):** Saw limited action, playing in four games ... used in over 20 plays, including a season-high nine plays at Syracuse.

**2006 (r-Fr.):** Saw limited action, playing in two games, Eastern Washington and Syracuse.

**2005 (Fr.):** Redshirted ... member of the scout team.

**Prep:** Three-year starter for Coach Fred Kim at Maryland's Seneca Valley High ... first-team all-metro and all-state selection as a senior ... second-team all-metro and all-state as a junior ... two-time first-team all-county honoree ... 27 pancake blocks as a senior ... Gazette-Post all-star ... no sacks allowed during career ... helped the Eagles finish 9-2 and win the state championship his sophomore year.

**Personal:** Birthday is Feb. 8 ... son of Bob and Pam Walko ... one of four children.

# 47 Reed Williams

*LB, 6-1, 232, r-Sr.  
Moorefield, W.Va.*



Three-year starter at the middle linebacker position ... provided leadership for the defense ... a defensive playmaker ... tough, physical linebacker who is very smart ... also used on special teams ... finished in a tie for No. 12 in the BIG EAST Conference in passes defended (7) and No. 23 in total tackles ... WVU Defensive Champion: Colorado, Syracuse, Marshall ... BIG EAST Defensive Player of the Week: Rutgers ... Athletic Director's Academic Honor Roll ... Dean's List ... BIG EAST Academic All-Star ... graduated in December 2008 with a bachelor's degree in finance ... graduated in December 2009 with a second bachelor's degree in marketing ... bowl trips: 2006 Sugar, 2007 Gator, 2008 Fiesta, 2008 Car Care.

**2009 Honors:** West Virginia's Defensive Player of the Year named by the coaching staff ...





given the Ira Errett Rodgers Award for leadership by the WVU coaching staff ... named a permanent team captain ... 2009 BIG EAST Football Scholar-Athlete of the Year ... one of 16 student-athletes from all divisions to earn a spot on the National Football Foundation National Scholar-Athlete team ... earned his second *ESPN The Magazine* Academic All-American honor, being named a 2009 second team member after collecting first-team honors in 2007 ... CBS Konica Minolta Gator Bowl Scholar Athlete ... Konica Minolta Gator Bowl Scholar Athlete ... named all-BIG EAST second team by the league coaches and third team by *Phil Steele* ... named one of 10 semifinalists for the Award and Recognition Association's Annual Sportsmanship Award ... finalist for the Wuerffel Trophy, signifying the player who shows commitment to his team and community ... 2009 *ESPN the Magazine* Academic All-District Two.

2009 (r-Sr.): Played in 12 games and started 11 ... missed the Auburn game with a foot injury ... fourth-leading tackler on the team with 68 tackles, including 30 solo tackles, two sacks,

six tackles for loss, one forced fumble and seven pass breakups ... five or more tackles six times ... collected 11 tackles, including eight solo tackles and a tackle for loss against Florida State in the Konica Minolta Gator Bowl ... posted a team-high nine tackles at Rutgers, including a season-high two sacks, 2.5 tackles for loss and a pass breakup ... collected four tackles, including three solos against Pitt ... registered four tackles, including two unassisted tackles and assisted on a two-yard tackle for loss at Cincinnati ... finished with five tackles, including one for loss against Louisville ... posted three tackles at USF ... assisted on four tackles and had a pass breakup against Connecticut ... collected eight tackles, including four unassisted tackles, a tackle for loss, forced a fumble and had two pass breakups against Marshall ... assisted on a tackle at Syracuse ... team-high nine tackles and three pass breakups against Colorado ... assisted on four tackles before leaving the game with a foot injury against East Carolina ... collected six tackles against Liberty.

**2008 (Sr.):** Played in two games but was forced to redshirt ... collected 17 tackles, including two for loss, a pass breakup and an interception ... registered six tackles, a pass breakup and an interception he returned for 11 yards at Colorado ... collected 11 tackles, including five solo stops and two tackles for loss against Marshall.

**2007 (Jr.):** Tostitos Fiesta Bowl Defensive Player of the Game ... started all 13 games ... awarded the Ideal Mountaineer Man Award by the coaching staff ... collected nine tackles, including seven solo stops, two tackles for loss, a sack and a forced fumble against Oklahoma in the Fiesta Bowl ... collegefootballnews.com's All-Bowl Team ... defensive champion: Western Michigan, Rutgers ... Hammer Award: Western Michigan ... five or more tackles in 12 games ... led the team with 107 tackles, including 48 solo stops ... had three forced fumbles, one fumble recovery and an interception for the season ... scored a touchdown on a fumble recovery against Connecticut ... tied for No. 6 in BIG EAST Conference in tackles per game ... season-high 15 tackles, a forced fumble and two tackles for loss at Marshall ... posted 13 tackles, including seven solo stops at Rutgers ... tallied 11 tackles against Pitt ... nine tackles at Maryland ... eight tackles and fumble recov

ery against Connecticut ... seven tackles, assisted on a tackle for loss and forced a fumble against Mississippi State ... seven solo tackles, a tackle for loss and a pass breakup at USF.

**2006 (So.):** Rotated with Bobby Hathaway at strong-side linebacker ... a tackle and a pass deflection vs. Eastern Washington ... recovered two Maryland fumbles ... six tackles vs. the Terps ... forced a fumble, five tackles and a pass breakup in a strong performance at East Carolina ... three tackles in win at Mississippi State ... five stops vs. Syracuse ... team-best nine tackles at Connecticut ... forced two Bearcat fumbles and had a pair of sacks in the win ... two sacks and six tackles in win at Pitt ... seven-yard sack against USF ... six tackles against Rutgers ... seven tackles in the Gator Bowl win ... defensive champion: East Carolina, Pitt ... hammer award: Connecticut, Cincinnati ... Ideal Mountaineer Man Award from WVU coaches.

**2005 (Fr.):** Saw significant action on special teams as a true freshman ... two tackles in Wofford win.

**Prep:** Captain of the all-state defense at Moorefield High for Coach Brian Powell ... Cumberland Times-News Defensive Player of Year ... helped the Yellowjackets to state titles in 2001 and 2003, a runner-up finish in 2002 and the state semifinals in 2004 ... averaged 130 tackles, 7.5 sacks, 26 catches per year and 32.8 yards as a punter ... team was 45-8 during his career ... all-area and all-Potomac Valley ... outstanding in basketball and baseball as well ... class valedictorian, National Honor Society, Student Council, national science award.

**Personal:** Birthday is Jan. 8 ... son of Robert and Jacqueline Williams ... one of three children.

#### Reed Williams' Defensive Statistics

Year	G/GS	UT	AT	TT	TFL	Sacks	FF	FR	Int	PBU
2009	12/11	30	38	68	6/24	2/17	1	0	0	7
2008	2/2	6	11	17	2/4	0/0	0	0	1	1
2007	13/13	48	59	107	5.5/14	1/6	3	1	1	2
2006	12/1	27	30	57	5.5/25	5/24	3	2	0	2
2005	12/0	3	2	5	0	0	0	0	0	0
<b>Totals</b>	<b>51/27</b>	<b>114</b>	<b>139</b>	<b>253</b>	<b>19/67</b>	<b>8/47</b>	<b>7</b>	<b>3</b>	<b>2</b>	<b>12</b>

# 13 Anthony Wood

*DB, 6-0, 200, r-Sr.  
Blakeslee, Pa.*



Added depth in the defensive secondary at the bandit safety position ... used extensively on special teams ... hard hitter ... graduated in December 2009 with a bachelor's degree in athletic coaching education ... bowl trips: 2008 Fiesta, 2008 Car Care, 2010 Gator.

**2009 (r-Sr.):** Played in 13 games ... saw action in more than 110 plays, mostly on special teams ... used in a season high 15 plays against East Carolina, at Auburn, Marshall and Louisville ... also registered 13 plays against Colorado and at Syracuse ... finished with 13 tackles, including seven solo stops ... collected a solo tackle against Florida State in the Konica Minolta Gator Bowl ... assisted on a tackle against Pitt ... had a solo tackle against Louisville ... assisted on three tackles against UConn ... assisted on a tackle at Auburn ... three tackles, including two solo stops against Liberty.

**2008 (r-Jr.):** Saw action in all 13 games ... used primarily on special teams.

**2007 (Jr.):** Redshirted ... scout team defensive champion: Syracuse.

**Junior College:** Corner who recorded three interceptions, 22 tackles and a pair of forced fumbles at Lackawanna College as a sophomore ... helped Coach Mark Duda's team to a 10-0 record and the Northeast Conference championship ... honorable-mention all-conference.

**Prep:** Two-time all-area at Pleasant Valley (Pa.) High, leading the Bears to the Mountain Valley championship ... Named to state all-star game ... helped Pleasant Valley to a 6-4 overall record and 5-1 league mark as a senior ... also a basketball and track letterman.

**Personal:** Birthday is April 25... son of Mike and Ronnie Lee Brown ... one of five children.





---

**WEST VIRGINIA**



**Season  
Reviews  
and  
Statistical  
Totals  
2005-09**

# 2005 Season Review

A young team flying under the national radar in 2005, the West Virginia Mountaineers were able to put together one of the greatest seasons in school history for an outcome that was sweet as sugar.

The unproven, inexperienced Mountaineers traveled to Syracuse for a season opening league game being led by the two headed quarterback duo of Adam Bednarik and Pat White, who had combined for a total previous collegiate game experience of one.

The raucous Carrier Dome crowd, coupled with the home team's excitement about new coach Greg Robinson, kept the score knotted at 0-0 through one quarter. After falling behind 7-0 early in the second, the Mountaineer defense took over as junior Eric Wicks picked off a Perry Patterson pass and returned it 31 yards for a touchdown.

A Pat McAfee field goal in the third quarter gave WVU a three-point advantage. The Mountaineer defense came up big again in the fourth as Ernest Hunter sacked Patterson for a safety and McAfee then finished the 15-7 victory with another field goal, the first time since 1976 against Richmond that WVU won a game without scoring an offensive touchdown.

The Mountaineers cruised to a 35-7 victory in the home opener against Wofford. The fleet feet of White accounted for 107 rushing yards and a touchdown. Bednarik chipped in 90 yards passing on a perfect 6-6 that included a 27 yard TD pass to sophomore Darius Reynaud. The defense held the Terriers to 154 yards of total offense and forced four turnovers.

West Virginia had to quickly turn its attention to a road test against border rival Maryland. The Mountaineers had not won at Byrd Stadium since 1997 and a packed house of 52,413 tried to extend that streak.

After a Jason Gwaltney touchdown kept WVU on top by a point through three quarters, the Mountaineers posted 24 fourth-quarter points en route to a 31-19 victory. Owen Schmitt punished Maryland defenders rushing for a team-high 80 yards and a touchdown, while freshman Gwaltney added a pair of scores on the ground. Six Mountaineers rushed for at least 40 yards and the offense found the way to finish long drives, recording touchdowns on drives of 97 and 73 yards in the game.

The next week could have easily become a trap as much improved East Carolina came to Morgantown, but the stingy Mountaineer defense was up to the challenge. The quartet of Boo McLee, Jahmile Addae, Mike Lorello and Marc Magro accounted for 40 tackles and allowed only 81 rushing yards on 42 attempts.

Bednarik took advantage of an East Carolina turnover and hit Reynaud for a 15-yard touchdown pass. Antonio Lewis returned a punt 76 yards for a second-quarter touchdown. A White to Brandon Myles 10 yard touchdown pass secured a 20-6 halftime lead and the defense held on for the 20-15 victory.

The Mountaineers' next opponent, No. 3 Virginia Tech, proved to be too much; the more experienced Hokies took advantage of two costly WVU fumbles for a 34-17 win before a sellout crowd in Morgantown. Marcus Vick took over that game with 74 rushing yards and another 177 through the air to account for three Hokie touchdowns.



Despite the disappointing loss, WVU unearthed a running back gem as true freshman Steve Slaton accounted for 90 rushing yards on only 11 carries. Another telling sign for the future was that the Mountaineer scoring was done by a true freshman (McAfee), a redshirt freshman (Dorrell Jalloh) and a sophomore (Michael Villagrana), all signs that this young team was beginning to mature.

The next road trip pitted the Mountaineers against a Rutgers team in the middle of its best season in 27 years. In rainy weather, the WVU special teams set the tempo when senior Thandi Smith blocked a first-quarter punt and collected it in the end zone. Later in the first, McLee recovered a fumble to give the offense the ball at the Rutgers 28, where Slaton made the Scarlet Knights pay with an 11-yard score.

A Bednarik 21-yard pass to Brandon Myles put the Mountaineers up 21-0, but Rutgers tried to make the game interesting with a pair of Brian Leonard touchdowns, while WVU could only add a field goal.

The WVU defense didn't buckle, picking off three balls on the day, two snared by Dee McCann; Mike Lorello added the other pick. The Mountaineer offense salted the game away in the fourth quarter with a 4:12 scoring drive for a 27-14 victory. Slaton continued to introduce himself with 139 rushing yards on 25 carries and a score.

The Mountaineers knew 27 points would likely not be enough for their next game against No. 19 Louisville, the BIG EAST preseason favorite. The Cardinals and their high-powered offense jumped out to a 17-0 lead by halftime, silencing the 59,797 in attendance for the Homecoming matchup.

But the Mountaineer offense was not dead yet; WVU got on the board with 11:08 remaining in the third off a 14-yard Slaton catch from Bednarik. Michael Bush fired back for the Cardinals with a four-yard TD run that made the score 24-7 starting the final quarter.

As the sun slipped behind the hills of Morgantown, the stadium lights illuminated one of the most dramatic quarters in Mountaineer football history. Bednarik went down with a foot sprain on the first drive of the fourth quarter; in came White for a huge 2nd-and-20 play. The Alabaman led a cool 66-yard drive that ended with a four yard Slaton touchdown to make the score 24-14.

Coach Rodriguez rolled the dice with an on-side kick; Thandi Smith recovered, giving WVU



the ball down 10 with 8:16 to play. After a 28-yard Slaton touchdown, the Cardinal offense went three-and-out to give the Mountaineers the ball with 3:41. Slaton and the Mountaineers went 40 yards and scored the game-tying touchdown with just one minute remaining on the clock.

West Virginia did not let off the gas pedal in overtime as the team scored three Slaton touchdowns on just nine plays, taking advantage of Schmitt's power and White's composure; White found Dorrell Jalloh for a two-point play after the third Slaton score. A collective sigh was let out by the fans who remained when Brian Brohm was tackled by Wicks before he could score on UL's two-point conversion in the third overtime, leaving WVU with the 46-44 win. Slaton ended the game with a school record six touchdowns and 188 yards rushing, winning national player of the week for his efforts.

After a long layoff when the game at South Florida was postponed by impending Hurricane Wilma, the Mountaineers avoided a letdown two weeks later when they knocked off Connecticut 45-13 at home before a Wednesday night na-



---

tional television audience. A dominating effort from the defense stymied the Huskies, allowing them just 129 total yards and recording two turnovers.

The steady one-two punch of Slaton and White did in Connecticut as WVU raced out to a 35-3 halftime lead. In his first career start, White rushed for a pair of 14-yard touchdowns and passed for another. He ended the game with 169 yards of total offense. Slaton finished with 71 yards on 17 carries and a TD.

The next Wednesday, West Virginia took care of business before an ESPN2 audience in a 38-0 road shutout at Cincinnati. White (111) and Slaton (129) both eclipsed the 100-yard rushing mark; Slaton's rushing total was more than twice what the Bearcats could churn out as a team (62) against a Mountaineer defense that also forced four turnovers.

All that stood between No. 12 WVU and its third consecutive share of the BIG EAST title was Pitt in the 98<sup>th</sup> edition of the Backyard Brawl on a polar-like Thanksgiving night in Morgantown. At halftime, the game appeared to be another tight classic as WVU held a slim 21-13 lead, until outscoring Pitt 24-0 in the second half.

White had a game for the ages, setting a WVU and BIG EAST quarterback rushing record with 220 yards and a touchdown. Slaton was also stellar with 179 yards on the ground and three scores. But the icing on the cake was WVU's final touchdown, where senior safety Jahmile Addae picked off Tyler Palko and went 40 yards for his first collegiate touchdown in his last home game. Senior Jeff Noechel also recorded his third career pick in the game.

While the season finale at South Florida became a bit anticlimactic after the No. 12 Mountaineers wrapped up the outright conference championship and BCS bid the week before, WVU was still playing for its first undefeated conference mark since 1993. WVU was settling for nothing less than a 10-1 record in the 28-13 win.

With 177 of the team's 305 yards on the ground, White became the first quarterback in WVU history to rush for 100 yards in three consecutive games. He posted two heartstopping runs in the second half of 65 and 76 yards, WVU's longest touchdowns of the season. The West Virginia defense was excellent again as it held USF star Andre Hall to just 75 yards; Addae, McCann and Larry Williams all recorded interceptions.

Representing the BIG EAST in the BCS, WVU faced No. 8 Georgia, champion of the SEC, in the Nokia Sugar Bowl, displaced that year to Atlanta's Georgia Dome, virtually a home site for the Bulldogs.

Yet it was the Mountaineers who looked at ease, racing out to a 28-0 lead on the Bulldogs. Slaton, who finished with a Sugar Bowl record 204 rushing yards and MVP honors, dashed 52 yards on WVU's first possession; he scored on an 18-yard run in the second quarter and another 52-yard TD in the fourth quarter.

Pat White connected with Darius Reynaud on a 3-yard pass and Reynaud scored on a 13-yard reverse before Georgia began its comeback that made the score 31-21 at the half. The Bulldogs narrowed the gap to 38-35 with 5:13 remaining, but West Virginia maintained possession the rest of the game, punter Phil Brady gaining 10 yards on a fake on 4<sup>th</sup>-and-6 to seal the victory. West Virginia finished fifth and sixth in the final polls, erasing skepticism nationwide about WVU and BIG EAST football.

WVU dominated on both sides of the ball in 2005. Nationally, the team ranked fourth in rushing offense and Slaton, the BIG EAST rookie of the year, ranked third in scoring and 14<sup>th</sup> in rushing despite just playing in 10 games. Defensively, the Mountaineers ranked eighth in total defense, 10<sup>th</sup> in scoring defense, 13<sup>th</sup> in rushing defense, 24<sup>th</sup> in pass efficiency defense and 29<sup>th</sup> in pass defense at the end of the regular season. Rodriguez was selected by his peers as BIG EAST coach of the year for the second time in three seasons and 12 players earned all-conference honors.

The 11-win season was just the third in WVU history and the undefeated BIG EAST slate improved the Mountaineers' record to 24-4 in their last 28 games. The Sugar Bowl matchup marked the fourth consecutive and school-record third consecutive New Year's bowl appearance; the win over Georgia gave WVU a four-year mark of 36-14, best in school history.

# 2005 Statistical Totals

Team Statistics	WVU	OPP
Scoring.....	385	214
Points Per Game .....	32.1	17.8
First Downs.....	225	212
Rushing .....	150	91
Passing.....	64	110
Penalty.....	11	11
Rushing Yardage .....	3,269	1,316
Yards gained rushing.....	3,536	1,668
Yards lost rushing .....	267	352
Rushing Attempts.....	625	452
Average Per Rush.....	5.2	2.9
Average Per Game.....	272.4	109.7
TDs Rushing .....	34	14
Passing Yardage.....	1,398	2,413
Comp-Att-Int.....	122-193-7	221-370-17
Average Per Pass .....	7.2	6.5
Average Per Catch.....	11.5	10.9
Average Per Game.....	116.5	201.1
TDs Passing.....	12	12
Total Offense .....	4,667	3,729
Total Plays .....	818	822
Average Per Play .....	5.7	4.5
Average Per Game.....	388.9	310.8
Kick Returns: #-Yards .....	32/738	44/847
Punt Returns: #-Yards .....	23/358	21/162
INT Returns: #-Yards .....	17/151	7/76
Kick Return Average.....	23.1	19.2
Punt Return Average .....	15.6	7.7
Int Return Average.....	8.9	10.9
Fumbles-Lost.....	18-10	35-14
Penalties-Yards.....	82-697	62-495
Average Per Game.....	58.1	41.2
Punts-Yards.....	57-2,190	67-2,642
Average Per Punt.....	38.4	39.4
Net punt average .....	35.6	34.1
Time of Possession/Game....	30:57	29:03
3rd-Down Conversions .....	79/174	66/179
3rd-Down Pct .....	45%	37%
4th-Down Conversions.....	9/14	10/22
4th-Down Pct.....	64%	45%
Sacks By-Yards .....	29-194	18-95
Touchdowns Scored.....	50	26
Field Goal Attempts .....	11-18	12-13
PAT Made-Attempts.....	48-49	22-23
Attendance.....	337,720	190,715
Games/Avg Per Game .....	6/56,287	5/38,143
		1/74,458

Date	Opponent	Result	Score	Attend.
Sept. 4	at Syracuse	W	15-7	45,418
Sept. 10	Wofford	W	35-7	54,630
Sept. 17	at Maryland	W	31-19	52,413
Sept. 24	East Carolina	W	20-15	57,295
Oct. 1	(3) Virginia Tech	L	17-34	60,193
Oct. 8	at Rutgers	W	27-14	21,717
Oct. 15	(19) Louisville	W/3OT	46-44	59,797
Nov. 2	Connecticut	W	45-13	52,808
Nov. 9	at Cincinnati	W	38-0	25,893
Nov. 24	Pitt	W	45-13	52,997
Dec. 3	at USF	W	28-13	45,272
Jan. 2	(8) Georgia *	W	38-35	74,458

\* Nokia Sugar Bowl

Scoring By Quarters	1 <sup>st</sup>	2 <sup>nd</sup>	3 <sup>rd</sup>	4 <sup>th</sup>	OT	Total
West Virginia	98	114	53	98	22	385
Opponents	30	74	43	47	20	214

Rushing	GP	Att	Net	Avg	TD	Long
SLATON.....	10	205	1,128	5.5	17	52
WHITE .....	12	131	952	7.3	7	76
SCHMITT .....	12	48	380	7.9	2	54
WILLIAMS.....	7	67	197	2.9	2	19
GWALTNEY .....	6	45	186	4.1	3	24
BEDNARIK .....	9	56	170	3.0	1	27
COLSON .....	8	43	120	2.8	1	11
REYNAUD .....	12	9	86	9.6	1	27
DORSEY .....	1	7	29	4.1	0	10
HOUSE .....	2	2	16	8.0	0	13
BRADY.....	12	1	10	10.0	0	10
BRUCE.....	10	1	9	9.0	0	9
RIVERS.....	12	2	8	4.0	0	4
TEAM .....	12	8	-22	-2.8	0	0
<b>WVU.....</b>	<b>12</b>	<b>625</b>	<b>3,269</b>	<b>5.2</b>	<b>34</b>	<b>76</b>
<b>Opponents.....</b>	<b>12</b>	<b>452</b>	<b>1,668</b>	<b>2.9</b>	<b>14</b>	<b>52</b>

Passing	Cmp-Att-Int	Pct	Yds	TD	Lng
WHITE .....	65-114-5	57.0	828	8	50
BEDNARIK .....	55-75-2	73.3	532	4	48
HOUSE .....	2-4-0	50.0	38	0	29
<b>WVU.....</b>	<b>122-193-7</b>	<b>63.2</b>	<b>1,398</b>	<b>12</b>	<b>50</b>
<b>Opponents....</b>	<b>221-370-17</b>	<b>59.7</b>	<b>2,413</b>	<b>12</b>	<b>73</b>

Receiving	No.	Yds	Avg	TD	Long
MYLES.....	34	536	15.8	3	50
REYNAUD.....	30	297	9.9	5	27
SLATON.....	12	95	7.9	2	19
COLSON.....	8	97	12.1	0	20
SCHMITT.....	8	76	9.5	0	20
RIVERS.....	6	38	6.3	0	22
GWALTNEY.....	4	15	3.8	0	13
BOLDEN.....	3	76	25.3	0	33
JALLOH.....	3	66	22.0	1	46
BRUCE.....	3	26	8.7	0	22
P. WILLIAMS.....	3	16	5.3	0	8
BAILEY.....	2	36	18.0	0	32
THOMPSON.....	2	10	5.0	0	14
HUNTER.....	1	6	6.0	0	6
STANCHEK.....	1	5	5.0	0	5
VILLAGRANA.....	1	2	2.0	1	2
BEDNARIK.....	1	1	1.0	1	0
<b>WVU.....</b>	<b>122</b>	<b>1,398</b>	<b>11.5</b>	<b>12</b>	<b>50</b>
<b>Opponents.....</b>	<b>221</b>	<b>2,413</b>	<b>10.9</b>	<b>12</b>	<b>73</b>

Punt Returns	No.	Yds	Avg	TD	Long
LEWIS.....	11	216	19.6	1	76
RIVERS.....	8	98	12.2	0	18
MIMS.....	3	16	5.3	0	9
SMITH.....	1	28	28.0	1	28
<b>WVU.....</b>	<b>23</b>	<b>358</b>	<b>15.6</b>	<b>2</b>	<b>76</b>
<b>Opponents.....</b>	<b>21</b>	<b>162</b>	<b>7.7</b>	<b>0</b>	<b>27</b>

**Field Goals Att 1-1920-2930-3940-4950+ Lg Blk**  
MCAFEE .. 11-18 0-0 .. 6-7 ... 3-5 ... 2-6 ... 0-0 .. 45.0

**PAT**

Scoring	TD	FG	Kick	Rush	Rec	Pas	Pts
SLATON.....	19	0	0	0	0	0	114
MCAFEE.....	0	11	48-49	0	0	0	81
WHITE.....	7	0	0	0	0	1-1	42
REYNAUD.....	6	0	0	0	0	0	36
GWALTNEY.....	3	0	0	0	0	0	18
MYLES.....	3	0	0	0	0	0	0
SCHMITT.....	2	0	0	0	0	0	12
P. WILLIAMS.....	2	0	0	0	0	0	12
JALLOH.....	1	0	0	0	1	0	8
COLSON.....	1	0	0	0	0	0	6
BEDNARIK.....	1	0	0	0	0	0	6
SMITH.....	1	0	0	0	0	0	6
ADDAE.....	1	0	0	0	0	0	6

WICKS.....	1	0	0	0	0	0	6
LEWIS.....	1	0	0	0	0	0	6
VILLAGRANA.....	1	0	0	0	0	0	6
<b>WVU.....</b>	<b>50</b>	<b>11-18</b>	<b>48-49</b>	<b>0</b>	<b>1</b>	<b>1-1</b>	<b>385</b>
<b>Opponents.....</b>	<b>26</b>	<b>12-13</b>	<b>22-23</b>	<b>0</b>	<b>0</b>	<b>0-2</b>	<b>214</b>

Kick Returns	No.	Yds	Avg	TD	Long
LEWIS.....	17	376	22.1	0	38
RIVERS.....	8	191	23.9	0	41
REYNAUD.....	4	102	25.5	0	
THOMPSON.....	1	28	28.0	0	28
MYLES.....	1	21	21.0	0	21
SCHMITT.....	1	20	20.0	0	20
<b>WVU.....</b>	<b>32</b>	<b>738</b>	<b>23.1</b>	<b>0</b>	<b>41</b>
<b>Opponents.....</b>	<b>44</b>	<b>847</b>	<b>19.2</b>	<b>0</b>	<b>57</b>

Fumble Returns	No.	Yds	Avg	TD	Long
HENRY.....	1	14	14.0	0	14
<b>WVU.....</b>	<b>1</b>	<b>14</b>	<b>14.0</b>	<b>0</b>	<b>14</b>
<b>Opponents.....</b>	<b>2</b>	<b>14</b>	<b>7.0</b>	<b>0</b>	<b>9</b>

Interceptions	No.	Yds	Avg	TD	Long
MCCANN.....	4	6	1.5	0	7
LORELLO.....	3	7	2.3	0	4
ADDAE.....	2	44	22.0	1	40
MIMS.....	2	32	16.0	0	32
NOECHEL.....	2	3	1.5	0	3
WICKS.....	1	31	31.0	1	31
MCLEE.....	1	30	30.0	1	30
L. WILLIAMS.....	1	0	0.0	0	0
JONES.....	1	-2	-2.0	0	0
<b>WVU.....</b>	<b>17</b>	<b>151</b>	<b>8.9</b>	<b>2</b>	<b>40</b>
<b>Opponents.....</b>	<b>7</b>	<b>76</b>	<b>10.9</b>	<b>0</b>	<b>37</b>

Punting	No.	Yds	Avg	Long	Blkd
BRADY.....	51	2,029	39.8	57	0
BEDNARIK.....	5	155	31.0	37	0
TEAM.....	1	6	6.0	6	1
<b>WVU.....</b>	<b>57</b>	<b>2,190</b>	<b>38.4</b>	<b>57</b>	<b>1</b>
<b>Opponents.....</b>	<b>67</b>	<b>2,642</b>	<b>39.4</b>	<b>60</b>	<b>1</b>



<b>All-Purpose</b>	<b>Rush/Rec</b>	<b>PR/KR/IR</b>	<b>Tot</b>	<b>Avg</b>
SLATON.....	1,128/95	0/0/0	1,223	122.3
WHITE.....	952/0	0/0/0	952	79.3
LEWIS.....	0/0	216/376/0	592	49.3
MYLES.....	0/536	0/21/0	557	46.4
REYNAUD.....	86/297	0/102/0	485	40.4
SCHMITT.....	380/76	0/20/0	476	39.7
RIVERS.....	8/38	98/191/0	335	27.9
COLSON.....	120/97	0/0/0	217	27.1
P. WILLIAMS.....	197/16	0/0/0	213	30.4
GWALTNEY.....	186/15	0/0/0	201	33.5
BEDNARIK.....	170/1	0/0/0	171	19.0
BOLDEN.....	0/76	0/0/0	76	9.5
JALLOH.....	0/66	0/0/0	66	6.0
MIMS.....	0/0	16/0/32	48	4.0
ADDAE.....	0/0	0/0/44	44	3.7
THOMPSON.....	0/10	0/28/0	38	4.8
BAILEY.....	0/36	0/0/0	36	3.3
BRUCE.....	9/26	0/0/0	35	3.5
WICKS.....	0/0	0/0/31	31	2.6
MCLEE.....	0/0	0/0/30	30	2.5
DORSEY.....	29/0	0/0/0	29	29.0
SMITH.....	0/0	28/0/0	28	2.3
HOUSE.....	16/0	0/0/0	16	8.0
BRADY.....	10/0	0/0/0	10	0.8
LORELLO.....	0/0	0/0/7	7	0.6
J. HUNTER.....	0/6	0/0/0	6	2.0
MCCANN.....	0/0	0/0/6	6	0.5
STANCHECK.....	0/5	0/0/0	5	0.5
NOECHEL.....	0/0	0/0/3	3	0.2
VILLAGRANA.....	0/2	0/0/0	2	0.2
JONES.....	0/0	0/0/-2	-2	-0.2
TEAM.....	-22/0	0/0/0	-22	-3.1
<b>WVU.....</b>	<b>3269/1398</b>	<b>358/738/151</b>	<b>5914</b>	<b>492.8</b>
<b>Opponents.....</b>	<b>1316/2413</b>	<b>162/847/76</b>	<b>4841</b>	<b>401.2</b>
<b>Total Offense</b>				
<b>WHITE.....</b>	<b>245</b>	<b>952/828</b>	<b>1,780</b>	<b>148.3</b>
<b>SLATON.....</b>	<b>205</b>	<b>1,128/0</b>	<b>1,128</b>	<b>112.8</b>
<b>BEDNARIK.....</b>	<b>131</b>	<b>170/532</b>	<b>702</b>	<b>78.0</b>
<b>SCHMITT.....</b>	<b>48</b>	<b>380/0</b>	<b>380</b>	<b>31.7</b>
<b>P. WILLIAMS.....</b>	<b>67</b>	<b>197/0</b>	<b>197</b>	<b>28.1</b>
<b>GWALTNEY.....</b>	<b>45</b>	<b>186/0</b>	<b>186</b>	<b>31.0</b>
<b>COLSON.....</b>	<b>43</b>	<b>120/0</b>	<b>120</b>	<b>15.0</b>
<b>REYNAUD.....</b>	<b>9</b>	<b>86/0</b>	<b>86</b>	<b>7.2</b>
<b>HOUSE.....</b>	<b>6</b>	<b>16/38</b>	<b>54</b>	<b>27.0</b>
<b>DORSEY.....</b>	<b>7</b>	<b>29/0</b>	<b>29</b>	<b>29.0</b>

BRADY.....	1	10/0	10	0.8					
BRUCE.....	1	9/0	0	0.9					
RIVERS.....	2	8/0	8	0.7					
TEAM.....	8	-22/0	-22	-3.1					
<b>WVU.....</b>	<b>818</b>	<b>3269/1398</b>	<b>4667</b>	<b>388.9</b>					
<b>Opponents.....</b>	<b>822</b>	<b>1316/2413</b>	<b>3729</b>	<b>310.8</b>					
<b>Defense</b>									
<b>LORELLO ...</b>	<b>53</b>	<b>29</b>	<b>82</b>	<b>7/34</b>	<b>3</b>	<b>7</b>	<b>0</b>	<b>5</b>	<b>0</b>
<b>MCLEEE.....</b>	<b>46</b>	<b>32</b>	<b>78</b>	<b>7/17</b>	<b>2</b>	<b>5</b>	<b>1</b>	<b>1</b>	<b>0</b>
<b>ADDAE.....</b>	<b>35</b>	<b>29</b>	<b>64</b>	<b>0/0</b>	<b>0</b>	<b>5</b>	<b>2</b>	<b>1</b>	<b>0</b>
<b>HENRY.....</b>	<b>30</b>	<b>32</b>	<b>62</b>	<b>5.5/18</b>	<b>2</b>	<b>0</b>	<b>1</b>	<b>4</b>	<b>0</b>
<b>WICKS.....</b>	<b>30</b>	<b>31</b>	<b>61</b>	<b>6.5/26</b>	<b>3</b>	<b>3</b>	<b>1</b>	<b>4</b>	<b>0</b>
<b>MCCANN ...</b>	<b>35</b>	<b>23</b>	<b>58</b>	<b>2.5/5</b>	<b>0</b>	<b>5</b>	<b>2</b>	<b>0</b>	<b>0</b>
<b>IVY.....</b>	<b>28</b>	<b>16</b>	<b>44</b>	<b>2/6</b>	<b>0</b>	<b>0</b>	<b>0</b>	<b>0</b>	<b>0</b>
<b>MAGRO ....</b>	<b>27</b>	<b>14</b>	<b>41</b>	<b>6/22</b>	<b>3</b>	<b>1</b>	<b>1</b>	<b>2</b>	<b>0</b>
<b>WILSON.....</b>	<b>16</b>	<b>15</b>	<b>31</b>	<b>4/10</b>	<b>1</b>	<b>0</b>	<b>1</b>	<b>1</b>	<b>0</b>
<b>NOECHEL ..</b>	<b>16</b>	<b>14</b>	<b>30</b>	<b>3.5/16</b>	<b>1</b>	<b>2</b>	<b>1</b>	<b>0</b>	<b>0</b>
<b>DYKES.....</b>	<b>16</b>	<b>13</b>	<b>29</b>	<b>8/29</b>	<b>5</b>	<b>1</b>	<b>0</b>	<b>0</b>	<b>0</b>
<b>MIMS.....</b>	<b>22</b>	<b>7</b>	<b>29</b>	<b>3/9</b>	<b>0</b>	<b>3</b>	<b>0</b>	<b>0</b>	<b>0</b>
<b>HATHAWAY</b>	<b>13</b>	<b>14</b>	<b>27</b>	<b>1.5/10</b>	<b>2</b>	<b>1</b>	<b>2</b>	<b>1</b>	<b>0</b>
<b>E. HUNTER .</b>	<b>9</b>	<b>15</b>	<b>24</b>	<b>3/13</b>	<b>2</b>	<b>0</b>	<b>0</b>	<b>1</b>	<b>0</b>
<b>LEWIS.....</b>	<b>14</b>	<b>9</b>	<b>23</b>	<b>2/12</b>	<b>2</b>	<b>4</b>	<b>0</b>	<b>0</b>	<b>0</b>
<b>YOUNG.....</b>	<b>5</b>	<b>17</b>	<b>22</b>	<b>2/13</b>	<b>2</b>	<b>0</b>	<b>1</b>	<b>0</b>	<b>0</b>
<b>MALIK.....</b>	<b>14</b>	<b>7</b>	<b>21</b>	<b>3/6</b>	<b>0</b>	<b>0</b>	<b>0</b>	<b>0</b>	<b>0</b>
<b>LIEBIG.....</b>	<b>5</b>	<b>10</b>	<b>15</b>	<b>2/11</b>	<b>1</b>	<b>0</b>	<b>0</b>	<b>0</b>	<b>0</b>
<b>JONES.....</b>	<b>8</b>	<b>6</b>	<b>14</b>	<b>0</b>	<b>0</b>	<b>0</b>	<b>0</b>	<b>0</b>	<b>0</b>
<b>SMITH.....</b>	<b>11</b>	<b>3</b>	<b>14</b>	<b>0</b>	<b>0</b>	<b>0</b>	<b>0</b>	<b>1</b>	<b>1</b>
<b>PUGH.....</b>	<b>12</b>	<b>1</b>	<b>13</b>	<b>0</b>	<b>0</b>	<b>0</b>	<b>0</b>	<b>0</b>	<b>0</b>
<b>DINGLE.....</b>	<b>10</b>	<b>3</b>	<b>13</b>	<b>3.5/22</b>	<b>3</b>	<b>0</b>	<b>0</b>	<b>0</b>	<b>0</b>
<b>WRIGHT ....</b>	<b>2</b>	<b>3</b>	<b>5</b>	<b>1.5/7</b>	<b>0</b>	<b>0</b>	<b>0</b>	<b>0</b>	<b>0</b>
<b>R. WILLIAMS</b>	<b>3</b>	<b>2</b>	<b>5</b>	<b>0</b>	<b>0</b>	<b>0</b>	<b>0</b>	<b>0</b>	<b>0</b>
<b>JACKSON ...</b>	<b>1</b>	<b>3</b>	<b>4</b>	<b>0</b>	<b>0</b>	<b>0</b>	<b>1</b>	<b>0</b>	<b>0</b>
<b>SLAVONIC ..</b>	<b>1</b>	<b>3</b>	<b>4</b>	<b>0</b>	<b>0</b>	<b>0</b>	<b>0</b>	<b>0</b>	<b>0</b>
<b>L. WILLIAMS</b>	<b>4</b>	<b>0</b>	<b>4</b>	<b>0</b>	<b>0</b>	<b>0</b>	<b>0</b>	<b>0</b>	<b>0</b>
<b>LINDSEY....</b>	<b>2</b>	<b>1</b>	<b>3</b>	<b>0</b>	<b>0</b>	<b>0</b>	<b>0</b>	<b>0</b>	<b>0</b>
<b>MECKSTROTH</b>	<b>2</b>	<b>1</b>	<b>3</b>	<b>0</b>	<b>0</b>	<b>0</b>	<b>0</b>	<b>0</b>	<b>0</b>
<b>LAW.....</b>	<b>2</b>	<b>0</b>	<b>2</b>	<b>0</b>	<b>0</b>	<b>0</b>	<b>0</b>	<b>0</b>	<b>0</b>
<b>RIVERS.....</b>	<b>2</b>	<b>0</b>	<b>2</b>	<b>0</b>	<b>0</b>	<b>0</b>	<b>0</b>	<b>0</b>	<b>0</b>
<b>MYLES.....</b>	<b>1</b>	<b>0</b>	<b>1</b>	<b>0</b>	<b>0</b>	<b>0</b>	<b>0</b>	<b>0</b>	<b>0</b>
<b>REYNAUD ...</b>	<b>1</b>	<b>0</b>	<b>1</b>	<b>0</b>	<b>0</b>	<b>0</b>	<b>0</b>	<b>0</b>	<b>0</b>
<b>PALMER ....</b>	<b>1</b>	<b>0</b>	<b>1</b>	<b>0</b>	<b>0</b>	<b>0</b>	<b>0</b>	<b>0</b>	<b>0</b>
<b>HOLMES....</b>	<b>1</b>	<b>0</b>	<b>1</b>	<b>0</b>	<b>0</b>	<b>0</b>	<b>0</b>	<b>0</b>	<b>0</b>
<b>BEDNARIK ..</b>	<b>1</b>	<b>0</b>	<b>1</b>	<b>0</b>	<b>0</b>	<b>0</b>	<b>0</b>	<b>0</b>	<b>0</b>
<b>BOLDEN.....</b>	<b>1</b>	<b>0</b>	<b>1</b>	<b>0</b>	<b>0</b>	<b>0</b>	<b>0</b>	<b>0</b>	<b>0</b>
<b>MCAFFEE ....</b>	<b>1</b>	<b>0</b>	<b>1</b>	<b>0</b>	<b>0</b>	<b>0</b>	<b>0</b>	<b>0</b>	<b>0</b>
<b>TEAM.....</b>	<b>1</b>	<b>-</b>	<b>1</b>	<b>1-0</b>	<b>0</b>	<b>0</b>	<b>0</b>	<b>0</b>	<b>0</b>
<b>WVU.....</b>	<b>482353</b>	<b>835</b>	<b>74/287</b>	<b>29</b>	<b>38</b>	<b>14</b>	<b>21</b>	<b>1</b>	<b>1</b>
<b>Opponents</b>	<b>506459</b>	<b>965</b>	<b>82/247</b>	<b>18</b>	<b>23</b>	<b>10</b>	<b>8</b>	<b>1</b>	<b>1</b>

---

# 2006 Season Review

---

The 2006 football season was arguably the most anticipated in Mountaineer history, and West Virginia posted its first back-to-back 10-win seasons with a 10-2 record and earned a berth in the Toyota Gator Bowl against Georgia Tech.

Seven sellout crowds buzzing with high expectations welcomed Coach Rich Rodriguez and his players out of the tunnel at Mountaineer Field at Milan Puskar Stadium.

No. 5 West Virginia carried its highest-ever preseason ranking into Labor Day weekend as the 2006 slate got underway versus Marshall in the Friends of Coal Bowl in Morgantown.

It took the nation's most potent offense just seven plays to bring Mountaineer fans to their feet in celebration; WVU scored on its opening possession, the first of six touchdowns on the afternoon.

Slaton, a legitimate Heisman Trophy candidate, racked up 203 yards and two touchdowns as WVU left the field with a 42-10 pounding of their in-state neighbors. Combined with last year's 204-yard Sugar Bowl record performance, Slaton became the first back in school history to post consecutive 200-yard games.

The Mountaineers went deep into the depth chart in week two against I-AA Eastern Washington; No. 5 West Virginia wasted no time in taking care of the Eagles, 52-3. WVU fans got their first look at redshirt freshman quarterback Jarrett Brown, who hit 11-of-15 for 129 yards and a touchdown, while adding 70 yards and a TD on the ground. Slaton and White played just a few offensive series to stay sharp as a clash with Maryland in primetime on ESPN loomed just five days later.

The fifth-ranked Mountaineers took full advantage of the national television audience by blasting the Terps. A vocal crowd witnessed the 45-24 victory over a Maryland team that finished the season 8-4. The Mountaineers raced to a 28-0 lead in the first quarter, and Slaton had one of the flashiest games of his career, which included an electrifying 37-yard touchdown run in the first quarter where he completely reversed field and used a stutter step to blow by a

shell-shocked tackler on his way to the end zone. The super sophomore scored two touchdowns and totaled 195 yards rushing, 149 of those yards coming in the first quarter alone.

West Virginia flexed its muscle on special teams as well. Darius Reynaud muffed a kickoff but corralled it and scampered 96 yards to the house for the seventh longest kickoff return in school history.

A close battle at East Carolina closed September. After WVU scored on its opening drive for the sixth consecutive game, East Carolina brought its crowd to life when Aundre Allison collected a short pass from James Pinkney and scored from 47 yards to tie the game at seven.

With the Mountaineers leading 17-7, the Pirates trimmed the lead to a one-possession margin after kicker Robert Lee split the uprights to make the score 17-10 with 13:41 remaining in the game. But WVU put to rest any talk of any upset on the next series when Reynaud took White's screen pass and jettied 60 yards away from the ECU defense for a touchdown. The game was another reminder how effective WVU's passing game could be as White had a career high 216 yards passing and two touchdowns, while Reynaud finished with five grabs, 110 yards and a score. West Virginia moved to 4-0, posting its third straight undefeated September.

Coming off a bye week, West Virginia's final non-conference battle at Mississippi State was an intriguing matchup in a loud SEC environment. WVU intended to damage a Bulldog defense that gave up just 104 rushing yards per game. And the Mountaineers did just that, with 314 yards rushing on 44 carries to go with five rushing touchdowns. Slaton led with 185 yards.

The Bulldogs hung around and trailed 21-7 after three quarters of action, but WVU crossed the goal line three times in the fourth quarter, including a 50-yard punt return by Vaughn Rivers, to preserve a 42-14 road victory.

A 41-17 pounding of Syracuse will not soon be forgotten thanks to White's BIG EAST and WVU quarterback rushing record of 247 yards. White's record came on just 15 carries

---

- an astounding 16.5 yards per carry - while Slaton had 163 yards his own.

The Orange surprised WVU's Homecoming crowd early with a long touchdown pass; that deficit marked the first time in 364 days that West Virginia had trailed in a game.

White got warmed up with an exciting 69-yard TD run in the opening quarter to tie the game at 7-7. The Mountaineers then ran away with a 17-14 halftime lead by scoring 21 straight points on three White rushing touchdowns in the third quarter. Pat McAfee finished up WVU's scoring with a fourth-quarter field goal.

Six days later, West Virginia picked up a school record 14<sup>th</sup>-straight win and moved to 7-0 rolling over Connecticut, 37-11, on the road.

After a McAfee 48-yard field goal put WVU up 23-3 in the third quarter, senior receiver Rayshawn Bolden put the game out of reach with a 52-yard touchdown grab from White, who had 156 yards passing. Slaton added an exclamation point to the win with a 56-yard touchdown run to go over the century mark. Slaton and White each gained more than 100 yards on the ground, with Slaton becoming the fastest player to get to 1,000 yards in Mountaineers history on just his 124<sup>th</sup> carry of the year.

One of the most hyped games in BIG EAST history lived up to its billing November 2, when No. 3 West Virginia collided with No. 5 Louisville in front of a record crowd at Papa John's Stadium in Louisville. Eyes across the country were tuned in to ESPN to watch this BIG EAST mega-showdown culminating in the second highest TV rating for a college football game in ESPN network history. The Breeders' Cup was in town that weekend, but the thoroughbreds from WVU and Louisville stole the spotlight.

Patrick White carried the Mountaineers with an heroic effort of 222 yards passing and 125 yards rushing for the ninth best total offense sum in school history. He ran for four TDs and led four touchdown drives of 80 yards or more.

Trailing 3-0, Slaton gave the Cardinals a taste of the quick strike ability of the offense with a 42-yard touchdown run in the first quarter, but Louisville held a 16-14 edge over WVU at the half.

But a critical third quarter stretch, combined with three lost fumbles, created

a deficit that was too much to overcome for West Virginia. After Louisville fumbled in the red zone, the Mountaineers gave the ball right back with a Slaton fumble that was for a touchdown by Malik Jackson. The Cards struck again minutes later when Trent Guy returned a shanked WVU punt 40 yards for a touchdown to make the score 30-14.

With Slaton on the sideline with a numb arm, White led a 14-play, 92-yard touchdown drive on the next possession capped off with White's 5-yard TD plunge. But it wasn't enough as Louisville's offense answered every Mountaineer touchdown in the fourth quarter and held on for a 44-34 upset. Gone were WVU's nine-game road and nine-game conference win streaks.

No. 10 WVU took care of business the next week at home against Cincinnati, 42-24. It was just another day at the office for Slaton, who ran 12 times for 148 yards and two scores against a defense known for stopping the run, while the WVU defense forced four Bearcat turnovers.

The 99<sup>th</sup> edition of the Backyard Brawl at Heinz Field in Pittsburgh was a memorable one as eighth-ranked WVU not only disintegrated the Panthers, but a portion of the record book as well in front of an ESPN Thursday night national audience.

Trailing 27-24 at the half, West Virginia's offense continued to roll and the Mountaineer defense clamped down to shut out the Panthers in the second half for a 45-27 victory

The primary problems for the Pitt defense included Slaton, White and the combination of the two; WVU appeared unstoppable all night long due to the job of senior linemen Dan Mozes and Jeremy Sheffey in the trenches.

WVU posted stunning numbers on a Panther defense that spent a majority of the evening looking at the backs of Slaton's and White's jerseys. That dynamic duo became just the third set of teammates in NCAA history to each rush for 200 yards in a single game.

White became just the ninth player in NCAA history to pass and run for 200 yards in a single game, while Slaton became the first Mountaineer ever to run for over 200 yards to go with 100 yards receiving. The Mountaineers' 641 yards of total offense were the most ever under Rodriguez,



---

starting a landslide of “chest bumps” as their teammates showed their enthusiasm.

WVU’s shot at a fourth straight league title and BCS bowl appearance took a major blow when an underrated South Florida squad pulled off the biggest upset in USF history by bottling up WVU’s ground attack and forcing key turnovers to sneak out of Morgantown with a 24-19 win.

USF held WVU to 132 yards rushing and got timely play from freshman quarterback Matt Grothe to finish the season 8-4. Grothe passed for 279 yards and ran for 47 as an eight-game WVU home win streak came to a close.

White was hampered by a high-ankle sprain but still threw for 178 yards. Senior receiver Brandon Myles had six catches for 95 yards and two touchdowns.

With the league crown seeming like a longshot, No. 15 WVU’s main focus shifted to beating 13<sup>th</sup>-ranked Rutgers on Senior Night to spoil the Scarlet Knights’ opportunity to claim the BIG EAST championship.

A crowd of 60, 299 watched WVU post a 41-39 triumph over Rutgers in a triple-overtime classic at Mountaineer Field.

Rutgers took the opening kickoff and marched down the field in under three minutes to go up 7-0 on a Ray Rice 16-yard touchdown shuffle. WVU’s scoring drives stalled, but McAfee knocked through a pair of field goals in the first half get West Virginia on the board at 10-6.

Quarterback Jarrett Brown, a game-time starter after White’s injury worsened, got his offense in sync in the second half by scoring on the opening drive of the third quarter. Brown stretched the lead out to 20-10 when he took off on a 40-yard touchdown scamper, but Rutgers answered with a 72-yard bomb to Tim Brown to cut the lead back to three.

Rutgers got two Jeremy Ito field goals in the fourth before Brown constructed the game-tying drive with under 3:55 remaining to get McAfee set up for a 32-yard field goal with 0:53 left, leaving the score 23-23. Rutgers had one last chance, but Ito’s 52-yard field goal fell short to send the game into overtime.

The teams exchanged field goals in the first overtime, then touchdowns in the second. West Virginia got the ball first in the third overtime; facing a third and long, Brown was flushed out of the pocket to his left before

lofting a beautiful touch pass to Myles for a 22-yard touchdown. Dorrell Jalloh reeled in the two-point conversion and WVU led 41-33 before going on defense.

With WVU on defense, Rutgers turned to Rice again, who provided their responding touchdown from 1-yard out. But on the two-point try, a pass to the back of the end zone was broken up by Vaughn Rivers to end the game.

Brown threw for 244 yards and ran for 73 yards while Slaton ran for 112 yards to pass Avon Cobourne as the school’s all-time single season leading rusher. Jalloh had four catches for 92 yards in the game.

The Mountaineers finished the year ranked No. 12 and 13 in the polls with a 10-2 record, finishing second in a competitive BIG EAST conference. The Gator Bowl appearance is a school-record fifth straight postseason game for WVU, the fourth consecutive on New Year’s Day.

Although favored, West Virginia entered the bowl matchup with Georgia Tech hampered by injuries to its top weapons. Tech held the upper hand through the first half, posting a 28-17 halftime lead, before White willed the Mountaineers to victory, overcoming an 18-point deficit for WVU’s first Gator Bowl win

Rushing for 145 yards and a score, while passing for 131 yards and two TDs, White, the game’s MVP, engineered three third-quarter scores capped by TD passes to Tito Gonzales (57) and Myles (14) and a 15-yard keeper for the go-ahead points. Schmitt, who rushed for 109 yards and two scores, picked up for the absence of Slaton, who had only limited carries in the first quarter before his thigh bruise became too painful for him to continue. Key turnovers from John Holmes (fumble recovery) and Quinton Andrews (interception) were the highlights of a sturdy second-half effort by the Mountaineer defense in the 38-35 win.

West Virginia finished in the Top 10 in both polls for the second straight season. Center Dan Mozes, the Rimington Trophy winner, and tailback Steve Slaton each earned consensus All-America honors. Nine Mountaineers, led by conference offensive player of the year Patrick White, were named to the all-BIG EAST teams.

# 2006 Statistical Totals

Team Statistics	WVU	OPP	Date	Opponent	Result	Score	Attend.
Scoring.....	505	282	Sept. 2	Marshall	W	42-10	61,077
Points Per Game .....	38.8	21.7	Sept. 9	E. Washington	W	52-3	59,504
First Downs.....	273	247	Sept. 14	Maryland	W	45-28	60,513
Rushing .....	168	79	Sept. 23	at East Carolina	W	27-10	40,510
Passing.....	91	141	Oct. 7	at Mississippi St.	W	42-14	40,327
Penalty.....	14	27	Oct. 14	Syracuse	W	41-17	60,051
Rushing Yardage .....	3,939	1,213	Oct. 20	at Connecticut	W	37-11	40,000
Yards gained rushing.....	4,191	1,554	Nov. 2	at (5) Louisville	L	34-44	43,217
Yards lost rushing .....	252	341	Nov. 11	Cincinnati	W	42-24	57,174
Rushing Attempts.....	590	407	Nov. 16	at Pitt	W	45-27	55,642
Average Per Rush.....	6.7	3.0	Nov. 25	USF	L	19-24	52,790
Average Per Game.....	303.0	93.3	Dec. 2	(13) Rutgers	W	41-39/30T	60,299
TDs Rushing .....	48	12	Jan. 1	Georgia Tech*	W	38-35	67,714
Passing Yardage.....	2,059	3,163	* Toyota Gator Bowl				
Comp-Att-Int.....	149-233-8	244-425-16					
Average Per Pass .....	8.8	7.4					
Average Per Catch.....	13.8	13.0					
Average Per Game.....	158.4	243.3					
TDs Passing.....	15	17					
Total Offense .....	5,998	4,376					
Total Plays .....	823	832					
Average Per Play .....	7.3	5.3					
Average Per Game.....	461.4	336.6					
Kick Returns: #-Yards.....	50/1,192	62/1,060					
Punt Returns: #-Yards .....	26/234	17/160					
INT Returns: #-Yards .....	16/170	8/43					
Kick Return Average.....	23.8	17.1					
Punt Return Average .....	9.0	9.4					
Int Return Average.....	10.6	5.5					
Fumbles-Lost.....	24/9	25/8					
Penalties-Yards.....	89/867	78/692					
Average Per Game.....	66.7	53.2					
Punts-Yards.....	35-1,449	60-2,427					
Average Per Punt.....	41.4	40.5					
Net punt average .....	36.8	33.9					
Time of Possession/Game....	30:07	29:53					
3rd-Down Conversions .....	76/153	73/177					
3rd-Down Pct .....	50%	41%					
4th-Down Conversions.....	5/9	11/20					
4th-Down Pct.....	56%	55%					
Sacks By-Yards .....	31-216	15-82					
Touchdowns Scored.....	65	33					
Field Goal Attempts .....	17-22	17-20					
PAT Made-Attempts.....	62-62	29-29					
Attendance.....	411,408	219,696					
Games/Avg Per Game .....	7/58,773	5/43,939					
		1/67,714					

Scoring By Quarters	1 <sup>st</sup>	2 <sup>nd</sup>	3 <sup>rd</sup>	4 <sup>th</sup>	OT	Total
West Virginia	111	136	148	92	18	505
Opponents	51	98	52	65	16	282

Rushing	GP	Att	Net	Avg	TD	Long
SLATON.....	13	248	1,744	7.0	16	65
WHITE .....	12	165	1,219	7.4	18	69
SCHMITT .....	13	65	351	5.4	7	52
REYNAUD .....	13	14	221	15.8	0	57
BROWN .....	6	32	176	5.5	3	40
DAVIS.....	1	15	65	4.3	10	20
COLSON .....	7	19	40	2.1	0	14
HARRISON.....	2	5	33	6.6	1	11
COLLINGTON..	5	8	27	3.4	0	14
BRUCE.....	9	9	23	2.6	0	13
SOWERS .....	7	2	15	7.5	1	8
MORRONE.....	12	2	12	6.0	0	6
ANDERSON....	10	2	9	4.5	0	6
BOLDEN.....	12	0	4	4.0	1	4
MCCLINTIC...	13	1	2	2.0	0	2
PALMER .....	13	0	0	0	1	0
TEAM .....	13	3	-2	-0.7	0	0
<b>WVU.....</b>	<b>13</b>	<b>590</b>	<b>3,939</b>	<b>6.7</b>	<b>48</b>	<b>69</b>
<b>Opponents.....</b>	<b>13</b>	<b>407</b>	<b>1,213</b>	<b>3.0</b>	<b>12</b>	<b>31</b>

Passing	Cmp-Att-Int	Pct	Yds	TD	Lng
WHITE .....	118-1790-7	65.9	1,635	13	67
BROWN .....	28-47-1	59.6	384	2	48
HARRISON.....	3-3-0	100.0	20	0	7
TEAM .....	0-3-0	0.0	0	0	0
<b>WVU.....</b>	<b>149-233-8</b>	<b>63.9</b>	<b>2,059</b>	<b>15</b>	<b>67</b>
<b>Opponents....</b>	<b>244-425-16</b>	<b>57.4</b>	<b>3,163</b>	<b>17</b>	<b>72</b>

Receiving	No.	Yds	Avg	TD	Long
REYNAUD	39	520	13.3	2	60
MYLES.....	36	522	14.5	8	44
SLATON.....	27	360	13.3	2	67
SCHMITT.....	12	91	7.6	1	19
BOLDEN.....	8	151	18.9	1	52
JALLOH.....	7	124	17.7	0	48
GONZALES.....	6	152	25.3	1	57
BRUCE.....	5	72	14.4	0	31
LYONS.....	4	39	9.8	0	12
BROWNLEE.....	2	14	7.0	0	7
SOWERS.....	1	6	6.0	0	6
ANDERSON.....	1	5	5.0	0	5
CONNOLLY.....	1	3	3.0	0	3
<b>WVU.....</b>	<b>149</b>	<b>2,059</b>	<b>13.8</b>	<b>15</b>	<b>67</b>
<b>Opponents.....</b>	<b>244</b>	<b>3,163</b>	<b>13.0</b>	<b>17</b>	<b>72</b>

Punt Returns	No.	Yds	Avg	TD	Long
RIVERS.....	18	195	10.8	1	50
LEWIS.....	8	39	4.9	0	14
<b>WVU.....</b>	<b>26</b>	<b>234</b>	<b>9.0</b>	<b>1</b>	<b>50</b>
<b>Opponents.....</b>	<b>27</b>	<b>160</b>	<b>9.4</b>	<b>2</b>	

Field Goals Att	1-19	20-29	30-39	40-49	50+	Lg	Blk	
MCAFEE	22	0-0	6-6	8-8	2-7	1-1	51	1

**PAT**

Scoring	TD	FG	Kick	Rush	Rec	Pas	Pts
MCAFEE.....	0	17	62-62	0	0	0	113
SLATON.....	18	0	0	0	0	0	108
WHITE.....	18	0	0	0	0	0-1	108
SCHMITT.....	8	0	0	0	0	0	48
MYLES.....	8	0	0	0	0	0	48
BROWN.....	3	0	0	0	0	1-1	18
REYNAUD.....	3	0	0	0	0	0	18
BOLDEN.....	2	0	0	0	0	0	12
SOWERS.....	1	0	0	0	0	0	6
HARRISON.....	1	0	0	0	0	0	6
PALMER.....	1	0	0	0	0	0	6
RIVERS.....	1	0	0	0	0	0	6
GONZALES.....	1	0	0	0	0	0	6
JALLOH.....	0	0	0	0	1	0	2
<b>WVU.....</b>	<b>65</b>	<b>17-22</b>	<b>62-62</b>	<b>0</b>	<b>1</b>	<b>1</b>	<b>505</b>
<b>Opponents.....</b>	<b>33</b>	<b>17-20</b>	<b>29-29</b>	<b>1</b>	<b>1</b>	<b>1</b>	<b>282</b>

Kick Returns	No.	Yds	Avg	TD	Long
REYNAUD.....	30	813	27.1	1	95
RIVERS.....	13	293	22.5	0	41
LEWIS.....	3	72	24.0	0	27
PALMER.....	1	0	0.0	0	0
WICKS.....	1	0	0	0	0
PUGH.....	1	0	0	0	0
SCHMITT.....	1	0	0	0	0
<b>WVU.....</b>	<b>50</b>	<b>1,192</b>	<b>23.8</b>	<b>1</b>	<b>95</b>
<b>Opponents.....</b>	<b>62</b>	<b>1,060</b>	<b>17.1</b>	<b>0</b>	<b>54</b>

Interceptions	No.	Yds	Avg	TD	Long
ANDREWS.....	5	67	13.4	0	31
WICKS.....	3	41	13.7	0	32
RIVERS.....	2	0	0.0	0	0
LEWIS.....	2	0	0	0	0
HATHAWAY.....	1	29	29.0	0	29
ALLEN.....	1	24	24.0	0	24
MCLEE.....	1	9	9.0	0	9
HENRY.....	1	0	0.0	0	0
<b>WVU.....</b>	<b>16</b>	<b>170</b>	<b>10.6</b>	<b>0</b>	<b>32</b>
<b>Opponents.....</b>	<b>8</b>	<b>43</b>	<b>5.4</b>	<b>0</b>	<b>28</b>


Punting	No.	Yds	Avg	Long	Blkd
MCAFEE.....	18	778	43.2	75	0
KOZLOWSKI.....	17	671	39.5	51	0
<b>WVU.....</b>	<b>35</b>	<b>1,449</b>	<b>41.4</b>	<b>75</b>	<b>0</b>
<b>Opponents.....</b>	<b>60</b>	<b>2,2427</b>	<b>40.5</b>	<b>67</b>	<b>0</b>

All-Purpose	Rush/Rec	PR/KR/IR	Tot	Avg
SLATON.....	1,744/360	0/0/0	2,104	161.8
REYNAUD.....	221/520	0/813/0	1,554	119.5
WHITE.....	1,219/0	0/0/0	1,219	101.6
MYLES.....	0/522	0/0/0	522	40.2
RIVERS.....	0/0	195/293/0	488	37.5
<b>WVU.....</b>	<b>3,939/2,059</b>	<b>234/1,192/170</b>	<b>7,594</b>	<b>584.2</b>
<b>Opponents.....</b>	<b>1,213/3,163</b>	<b>160/1,060/435</b>	<b>639</b>	<b>433.8</b>

Total Offense	Plays	Rush/Pass	Total	Avg
WHITE.....	344	1,219/1,655	2,874	239.5
SLATON.....	248	1,744/0	1,744	134.2
BROWN.....	79	176/384	560	93.3
SCHMITT.....	65	351/0	351	27.0
REYNAUD.....	14	221/0	221	17.0
<b>WVU.....</b>	<b>823</b>	<b>3,939/2,059</b>	<b>5,998</b>	<b>461.4</b>
<b>Opponents.....</b>	<b>832</b>	<b>1,213/3,163</b>	<b>4,376</b>	<b>336.6</b>



Defense	UT	AT	Total	TFL/Yds	Sack	PD	FR	FF	Bk
ANDREWS	46	34	80	0.5/0	0	2	1	0	0
MCLEEE.....	49	30	79	5.5/19	3	4	0	0	0
WICKS.....	45	28	73	11/50	7	7	1	1	0
R. WILLIAMS	27	30	57	5.5/25	5	2	2	1	0
LEWIS.....	36	19	55	2/19	1	8	0	0	0
HOLMES....	26	22	48	5.5/26	3	4	1	1	0
HATHAWAY	19	26	45	6.5/13	0	0	0	0	0
HENRY.....	21	21	42	3/11	1	1	0	0	0
MAGRO.....	15	24	39	2/5	0	5	0	0	0
RIVERS.....	28	10	38	1/1	0	2	0	2	0
DYKES.....	14	18	32	5.5/38	3	0	0	0	0
YOUNG.....	9	19	28	1.5/11	1	1	0	1	0
PUGH.....	13	15	28	2.5/20	2	1	1	0	0
IVY.....	14	12	26	0/0	0	1	0	0	0
WILSON.....	9	9	18	1.5/6	1	1	0	0	0
DINGLE.....	12	6	18	5.5/26	3	0	0	1	0
L. WILLIAMS	10	8	18	0/0	0	4	0	0	0
INGRAM.....	8	7	15	1/3	0	5	0	0	0
MALIK.....	11	2	13	0.5/0	0	1	0	0	0
EMERY.....	7	5	12	0/0	0	0	0	0	0
MECKSTROTH	6	6	12	2/8	1	0	0	0	0
LIEBIG.....	4	7	11	1.5/1	0	0	0	1	0
ALLEN.....	7	3	10	0/0	0	0	0	0	0
JONES.....	4	4	8	0/0	0	1	0	0	0
DERVIL.....	4	4	8	0/0	0	0	0	0	0
LAW.....	1	6	7	0/0	0	0	0	0	0
GOULBOURNE	3	2	5	0/0	0	0	1	0	0
JACKSON...	2	3	5	0/0	0	1	0	1	0
PLANK.....	1	2	3	0/0	0	0	0	0	0
RICHARDSON	1	2	3	0/0	0	0	0	0	0
BILOKONSKY	2	0	2	1/7	1	0	0	1	0
THOMAS.....	0	2	2	0/0	0	0	0	0	0
MCAFFEE.....	2	0	2	0/0	0	0	0	0	0
SOWERS.....	2	0	2	0/0	0	0	0	0	0
SLAVONIC..	1	1	2	0/0	0	0	0	0	0
SLATON.....	2	0	2	0/0	0	0	0	0	0
COOPER.....	0	1	1	0/0	0	0	1	0	0
MYLES.....	1	0	1	0/0	0	0	0	0	0
WHITE.....	1	0	1	0/0	0	0	0	0	0
WRIGHT.....	1	0	1	0/0	0	0	0	0	0
MORRONE..	1	0	1	0/0	0	0	0	0	0
SHEFFEY.....	1	0	1	0/0	0	0	0	0	0
LINDSEY.....	0	1	1	0/0	0	0	0	0	0
LAVELLE.....	1	0	1	0/0	0	0	0	0	0
WALKO.....	1	0	1	0/0	0	0	0	0	0
SCHMITT....	1	0	1	0/0	0	0	0	0	0
<b>WVU.....</b>	<b>467</b>	<b>391</b>	<b>858</b>	<b>65/289</b>	<b>31</b>	<b>51</b>	<b>13</b>	<b>8</b>	<b>0</b>
<b>Opponents</b>	<b>500</b>	<b>458</b>	<b>958</b>	<b>78/246</b>	<b>15</b>	<b>22</b>	<b>19</b>	<b>9</b>	<b>1</b>



---

# 2007 Season Review

---

In many ways, the 2007 football season was a trying time, but when it ended, it was viewed as one of the most successful years in Mountaineer history.

The season proved what can be accomplished by maintaining focus, despite what outside factors are occurring. From August to January, West Virginia football withstood several blows, but a resilient group of young men and an outstanding coaching staff kept the program moving forward.

Everywhere people looked and everything they read, it seemed like an entire nation was against them, but deep in their own world, the Mountaineers knew their capabilities.

From the minute the 2006 season ended with a second straight 11-win season, including the Gator Bowl victory against Georgia Tech, along with the prospect of 19 returning starters, the Mountaineers knew that the 2007 season could be a special one.

Preseason buzz from the Mountain State to the far ends of the country was running wild with all of the national prognosticators predicting the 2007 team's outcome from its fourth BIG EAST Championship, to a top-five finish, to winning the national championship.

A school-record number of season tickets were sold, every home game was filled to capacity and most of the road games were played

in front of record crowds.

Offensively, Heisman Trophy contenders and two of the top offensive players in the school's history, Steve Slaton and Patrick White, returned after posting all-star sophomore seasons, along with rugged fullback Owen Schmitt, pass-catching phenom Darius Reynaud and Ryan Stancheck and Greg Isdamer to anchor the offensive line.

Defensively, eight starters returned, led by run-stopper Keilen Dykes, pass rusher Johnny Dingle, linebackers Marc Magro and Reed Williams and defensive backs Eric Wicks, Antonio Lewis, Larry Williams and Vaughn Rivers.

The enthusiasm and anticipation grew with each passing week during the spring and summer until it was at an all-time high as the Mountaineers found themselves with a No. 3 pre-season national ranking, the highest in school history.

Everyone predicted the offense would be as explosive as ever but most of the questions surrounded the defense, especially in the secondary, which ranked 109th in pass defense in 2006.

The offense once again was potent, ranking No. 3 in rushing offense, No. 9 in scoring offense, No. 11 in passing efficiency and No. 15 in scoring offense

However, it was the defense who rose to the







Selvish Capers

challenge and showed the world that they could carry the flag for the Mountaineers as well. The stalwart WVU defense finished Top 10 nationally in total defense (7), scoring defense (8) and turnover margin (9) and was ranked in the Top 20 in pass defense (14) and rush defense (18).

West Virginia opened the season with a 62-24 win over Western Michigan. The game was close throughout the first half, but the Mountaineers outscored the Broncos, 34-10, in the second half to put the game out of reach.

WVU amassed 542 yards of total offense, including 316 yards rushing and held WMU to 277 yards. White accounted for 97 yards rushing and two touchdowns, threw for 192 yards and two more scores and Slaton collected 109 yards and three touchdowns. The defense finished with three sacks, seven tackles for loss, two interceptions, forced and recovered a fumble and had eight pass breakups.

In week two, the Mountaineers traveled to Huntington to participate in the "Friends of Coal Bowl II" against Marshall. The Thundering Herd gave WVU all it could handle for two quarters, before the bigger, stronger and faster Mountaineers wore them down, scoring 21 points in each of the third and fourth quarters to provide the 25-point margin of victory.

West Virginia amassed 511 yards of total of-

fense, including 362 yards rushing and held the Herd to 121 rushing yards. Slaton finished with 146 yards rushing and two touchdowns, White collected 125 yards and a touchdown, completed 13-of-18 passes for 149 yards and two touchdowns and Reynaud registered 134 yards on nine catches and scored two touchdowns. The defense finished with four sacks, nine tackles for loss, forced two fumbles and broke up three passes. Williams had a game-high 15 tackles, a forced fumble and two tackles for loss.

WVU traveled for its second consecutive week to border-rival Maryland and left with its third win in as many weeks, 31-14, in front of an ESPN Thursday night national audience. The Mountaineers rode a strong rushing attack, which amassed 353 yards and an opportunistic defense, which held the Terps to 269 total yards, to register the victory. That was the statement game for the defense as it made the nation take notice that it was ready to give this team the support they needed for a prosperous season.

The game was tied at seven in the first quarter, before Slaton ran off three touchdowns during the second and third quarters, and Pat McAfee kicked a fourth-quarter field goal to give the Mountaineers a 31-7 lead. Slaton posted his third straight 100-yard game, finishing with 137 yards and three touchdowns, while freshman standout Noel Devine showed what he could do on the national stage with 136 yards on just five carries, including a 76-yard run.

West Virginia had one of its top performances of the season against East Carolina to run its record to 4-0. The Mountaineers collected 599 yards of total offense, including 397 yards rushing and the defense held the Pirates to only 160 total yards.

Slaton hit the 100-yard mark for the fourth game in a row, finishing with 110 yards and a touchdown. White tied a school record for completion percentage in the game, completing 18-of-20 passes for 181 yards and two touchdowns and ran for 42 yards and scored two more touchdowns. Freshman Brandon Hogan led all receivers with six receptions for 44 yards, and Reynaud scored two touchdowns. The defense collected four sacks, six tackles for loss, two forced fumbles and an interception. Wicks



and linebacker Mortty Ivy led the team with six tackles and a sack. Ivy also forced a fumble and finished with an interception.

In front of a USF record crowd and national ESPN audience, six costly turnovers and a second-quarter injury to White cost the No. 5 Mountaineers their first game of the season, 21-13. Although WVU outgained USF, 437-274, the turnovers proved too much to overcome.

Jarrett Brown, who took over for the injured White, led all runners with 61 yards and threw for 149 yards and a touchdown. Receiver Dorrell Jalloh finished with five catches for 87 yards and Reynaud had five catches and a touchdown.

Even though it dropped to No. 12 nationally, West Virginia knew it wasn't out of the conference race yet so it regrouped and ran off six-straight wins, including three against ranked teams. With some help along the way, WVU moved up the polls all the way to No. 1, heading into the final regular-season game.

Starting with a date at Syracuse, the Mountaineers collected 486 yards of total offense and the defense held the Orange to 202 yards to earn the 55-14 win. The 55 points was the most points ever scored at Syracuse by an opponent. White finished with 89 yards and a touchdown and completed 12-of-15 passes for 148 yards and another touchdown. Reynaud led all receivers with six catches for 48 yards and a touchdown. Schmitt scored two touchdowns, and Dykes intercepted a pass and rumbled 19 yards for a touchdown in the second quarter. McAfee also kicked two field goals.

West Virginia won its sixth game of the season with a 38-13 win over Mississippi State in its final non-conference game of the season. The Mountaineers raced out to a 31-0 lead by the beginning of the second quarter and cruised to the 25-point win, running their record to four-straight wins over SEC squads. Slaton ran for 127 yards and a touchdown and caught four passes for 36 yards. White finished with 89 yards and a touchdown and threw for two more. Reynaud finished with three catches, including two for touchdowns. The WVU defense finished with three sacks, eight tackles for loss, two forced fumbles and five pass breakups.

Heading into the Rutgers game, the Mountaineers knew everything was aligned for them to control the outcome of the BIG EAST Conference race. All they had to do was take it one game at a time and win out, and they would be the champions.

In a rain-drenched game in front of an ABC audience, White finished with 156 yards rushing and a touchdown and 144 yards passing and a touchdown on 10-of-16 attempts, and Slaton collected three touchdowns and 73 yards rushing to lead WVU to a 31-3 win over the No. 25 Scarlet Knights. The Mountaineers took a 14-0 lead until Rutgers hit a field goal with 4:39 left in the first half. WVU added a field goal before halftime and scored two Slaton touchdowns to provide the final outcome. Williams finished with 13 tackles and Ivy collected 10.

Next up was the game that people had circled on their calendars as conference-rival Louisville came calling at Morgantown, looking to





pull off the upset bid over the Mountaineers. After being down 31-14 with seven minutes left in the third quarter, the Cardinals mounted a huge comeback scoring 17 unanswered points, including hitting the game-tying field goal with 3:05 left in the game. But White had other plans as he took the fourth play of the next drive and raced 50 yards for a touchdown with 1:36 left in the game and the defense held Louisville in its last series to pull out the victory.

White ran for 147 yards and a touchdown and passed for 181 yards and two more touchdowns to lead the offense. Slaton added 60 more yards and a touchdown. Reynaud led the receiving corps with six catches for 79 yards and two touchdowns. Wicks picked up a Brian Brohm fumble in the third quarter and raced 44 yards for a touchdown. Ivy led WVU with eight tackles and the defense finished with four sacks, seven tackles for loss, two forced fumbles, two interceptions and five pass breakups. McAfee had an outstanding game, averaging 42 yards on six punts and placed three inside the opponent's 20-yard line.

Then came the final road game of the season at No. 21 Cincinnati, a much-improved group from the year before. Behind a productive offense and a stingy and opportunistic defense, West Virginia took a 28-10 lead over No. 21 Cincinnati early in the fourth quarter. The Moun-

taineers allowed the Bearcats back into the game with two fourth-quarter fumbles which led to two unanswered touchdowns to pull within five points with two minutes left in the game. But, WVU held on and ran out the clock to finish with a 28-23 victory for its ninth win of the season. White collected 155 yards rushing and two touchdowns, and Slaton finished with 103 yards and a touchdown.

The defense registered five sacks, nine tackles for loss, six pass breakups and two forced fumbles. Magro led West Virginia with eight tackles, two sacks, 2.5 tackles for loss and forced a fumble. Dingle had five solo tackles, one sack, four tackles for loss and a pass breakup.

The conference championship was in reach for the Mountaineers. Their backs were against the wall since the loss at USF but time and time again, the old Gold and Blue took care of business and won against UConn.

The excitement built throughout the week and was at an all-time high leading into the game. In front of a national television audience on ESPN, the Mountaineers proved their worth to the nation and left no doubt they were the better team, soundly defeating the Huskies, 66-21.

WVU amassed a season-high 624 yards, including 517 yards rushing and the defense finished with a season-high five sacks and 10 tackles for loss and recovered three fumbles.

The Huskies scored the first touchdown, taking an early 7-0 lead. WVU then responded with 24-straight points, before UConn scored right before the half, giving the Mountaineers the 24-14 lead.

The second-half belonged to WVU. The Mountaineers scored 42-straight second-half points, holding a 66-14 lead midway through the fourth quarter. Six different WVU performers scored in the second half, including linebacker Williams, who recovered a fumble in the end zone.

White rushed for a season-high 186 yards and two touchdowns, and Devine showed his ability once again, posting 118 yards and a touchdown. Slaton had two touchdowns, Jock Sanders and Ed Collington finished with a touchdown for a season-high seven rushing touchdowns for the game. White threw for 107 yards and a touchdown, with 76 of the yards going to Reynaud, along with a touchdown.

---

With the BIG EAST Conference championship and BCS Bowl invite in hand, the Mountaineers were ranked No. 1 in the nation for the first time in the school's history, and could set their sights on earning a trip to the BCS National Championship game.

Unfortunately, Pitt had a different plan for the 100th meeting in the "Backyard Brawl." The Panthers saddled the Mountaineers with one of the worst losses in school history, 13-9, and knocked them out of the national championship picture. The Pitt defense held the potent WVU offense to 183 total yards, including just 104 rushing yards.

The Mountaineer defense was one bright spot for the game, holding the Pitt offense to 225 total yards. The defense collected a sack, two interceptions and six tackles for loss.

After the disappointment of losing the game the day before, West Virginia found out that its bowl fortunes would send them to the prestigious Tostitos Fiesta Bowl to face one of the best teams in the nation, No. 3 Oklahoma in Glendale, Ariz.

The following week, the Mountaineers faced even more disappointment when head coach Rich Rodriguez left to take the head coaching job at Michigan.

However, on the scene came interim head coach Bill Stewart, who guided the team through the bowl season. The coaching staff did an outstanding job of organizing the practices, keeping the team focused and prepared them for what seemed to be an insurmountable challenge against Big XII Oklahoma.

No one gave the Mountaineers a chance to win except the proud people from the state of West Virginia. In fact, 84 percent of the nation said Oklahoma would win on ESPN.com, which served as a major motivating factor for the team.

Behind the leadership of an outstanding senior class, along with their stout play on the field, West Virginia showed why it belonged among the nation's elite and could make the claim that it was the best team in the country. The Mountaineers played one of the best games of the year offensively and defensively, wearing out the mighty Sooners by 20 points, 48-28.

The Mountaineer offense gathered 525 yards of total offense, including 349 yards on the

ground. The defense held the Sooners' potent running attack to under 200 yards and finished with three sacks, seven tackles for loss, an interception and a forced fumble.

White, the bowl's offensive most valuable player, accounted for more than 300 yards of total offense, including 150 on the ground and 176 through the air with two touchdowns. Devine, subbing for Slaton, who tweaked a hamstring early in the game, finished with 108 yards and two touchdowns and caught two receptions for 47 yards. Schmitt rumbled for a 57-yard score, and Reynaud scored on a 30-yard reverse and a 21-yard reception. McAfee kicked two field goals and had an outstanding punting game, averaging 58.5 yards on four punts and put two inside the OU 20-yard line.

Reed Williams, the bowl's defensive MVP, finished with nine tackles, including seven solo tackles, a sack, two tackles for loss and forced a fumble. Ryan Mundy collected 11 tackles, Dingle had a sack and Lewis finished with a sack.

The good news continued to roll into the next day when Stewart was named the 32nd head coach in the school's history.

Ten Mountaineers were named to the BIG EAST All-Conference teams. White was named Offensive Player of the Year for the second consecutive year and Greg Isdamer, Dykes and Wicks were named to the first team. Reynaud, Mike Dent, Slaton, McAfee, Dingle and Magro were selected to the second team.

White finished No. 6 in the Heisman Trophy voting and was a semifinalist for the Maxwell Club, Walter Camp Football Foundation and Johnny Unitas Golden Arm Awards. Stanček was named to five different All-American teams, while White, Dingle and Magro were also honored and Scooter Berry and Noel Devine were named to rivals.com freshman All-America team.

No team in the nation had more success than West Virginia in 2007, and yet no team persevered through more adversity. The 2008 Tostitos Fiesta Bowl victory was the shining moment that proved that no one should ever underestimate the strength of a Mountaineer.



# 2007 Statistical Totals

Team Statistics	WVU	Opponents
First Downs.....	279	222
Rushing .....	174	88
Passing .....	87	110
Penalty .....	18	24
Rushing Yardage .....	3864	1468
Yards gained rushing .....	4163	1917
Yards lost rushing.....	299	449
Rushing Attempts .....	628	486
Average Per Rush .....	6.2	3.0
Average Per Game .....	297.2	112.9
TDs Rushing .....	49	13
Passing Yardage.....	2067	2454
Att-Comp-Int. ....	265-176-6	385-216-16
Average Per Pass .....	7.8	6.4
Average Per Catch .....	11.7	11.4
Average Per Game .....	159.0	188.8
TDs Passing .....	16	15
Total Offense .....	5931	3922
Total Plays .....	893	871
Average Per Play .....	6.6	4.5
Average Per Game.....	456.2	301.7
Kick Returns: #-Yards .....	49-1124	81-1708
Punt Returns: #-Yards .....	44-529	21-112
Int Returns: #-Yards.....	16-188	6-40
Kick Return Average .....	22.9	21.1
Punt Return Average .....	12.0	5.3
Int. Return Average.....	11.8	6.7
Fumbles-Lost.....	28-15	31-18
Penalties-Yards.....	71-686	89-737
Average Per Game.....	52.8	56.7
Punts-Yards.....	49-2023	80-3249
Average Per Punt.....	41.3	40.6
Net punt average .....	37.8	33.0
Time of Possession.....	30:11	29:46
3rd-Down Conversion .....	83/173	71/197
3rd-Down Pct. ....	48%	36%
4th-Down Conversion .....	6/15	9/19
4th-Down Pct.....	40%	47%
Sack-by-Yards.....	40-257	13-61
Misc Yards.....	27	0
Touchdowns Scored.....	68	29
Field Goals-Attempts .....	13-19	12-15
On-Side Kicks .....	0-0	1-3
Red-Zone Scores .....	55-63 87%	31-36 86%
Red-Zone Touchdowns.....	47-63 75%	22-36 61%
PAT-Attempts .....	66-67 99%	23-24 96%

Date	Opponent	Result	Score	Attend.
Sept. 1	Western Michigan	W	62-24	60,563
Sept. 8	at Marshall	W	48-23	40,383
Sept. 13	at Maryland	W	31-14	53,107
Sept. 22	East Carolina	W	48-7	60,021
Sept. 28	at (18) USF	L	13-21	67,012
Oct. 6	at Syracuse	W	55-14	35,345
Oct. 19	Mississippi State	W	38-13	61,022
Oct 27	at (25) Rutgers	W	31-3	43,620
Nov. 8	Louisville	W	38-31	60,992
Nov. 17	at (21) Cincinnati	W	28-23	35,097
Nov. 24	(20) Connecticut	W	66-21	59,701
Dec. 1	Pitt	L	9-13	60,100
Jan. 2	*vs. (3) Oklahoma	W	48-28	70,016

\* Tostitos Fiesta Bowl

Scoring By Quarters	1st	2nd	3rd	4th	Total
Opponents	44	68	60	63	235
West Virginia	127	123	135	130	515

Rushing	Att.	Net	Avg.	TD	Long
White .....	197	1,335	6.8	14	64
Slaton .....	211	1051	5.0	17	58
Devine .....	73	627	8.6	6	76
Brown.....	49	327	6.7	3	51
Schmitt.....	47	272	5.8	4	57
Sanders .....	16	105	6.6	2	56
Reynaud .....	11	103	9.4	1	64
Collington .....	14	83	5.9	2	17
Bednarik .....	3	13	4.3	0	6
Harrison.....	1	-7	-7.0	0	0
Team .....	6	-45	-7.5	0	0
<b>WVU.....</b>	<b>628</b>	<b>3864</b>	<b>6.2</b>	<b>49</b>	<b>76</b>
<b>Opponents.....</b>	<b>486</b>	<b>1468</b>	<b>3.0</b>	<b>13</b>	<b>44</b>

Passing	Comp/Att/Int	Pct.	Yards	TD	Long
White .....	144/216/4	66.7	1,724	14	79
Brown.....	31/48/2	64.6	341	2	43
Bednarik .....	1/1/0	100.0	2	0	2
<b>WVU.....</b>	<b>176/265/6</b>	<b>66.4</b>	<b>2067</b>	<b>16</b>	<b>79</b>
<b>Opponents....</b>	<b>216/385/16</b>	<b>56.1</b>	<b>2454</b>	<b>15</b>	<b>70</b>

Receiving	No.	Yards	Avg.	TD	Long
Reynaud .....	64	733	11.5	12	58
Slaton .....	26	350	13.5	1	51
Jalloh.....	24	272	11.3	1	43
Schmitt.....	12	121	10.1	1	31
Sanders .....	12	102	8.5	0	23
Hogan.....	12	67	5.6	0	12
Gonzales.....	10	219	21.9	1	79
Lyons .....	7	111	15.9	0	21
Devine .....	7	90	12.9	0	34
Davis .....	1	2	2.0	0	2
Johnson.....	1	0	0.0	0	0
<b>WVU.....</b>	<b>176</b>	<b>2,067</b>	<b>11.7</b>	<b>16</b>	<b>79</b>
<b>Opponents.....</b>	<b>216</b>	<b>2,454</b>	<b>11.4</b>	<b>15</b>	<b>70</b>

Total		Total	Total	Game
Offense	Rush/Pass	Plays	Yards	Avg.
White .....	1335/1724	413	3059	253.3
Slaton .....	1051/0	211	1051	80.8
Brown.....	327/341	97	668	66.8
Devine .....	627/0	73	627	52.2
Schmitt.....	272/0	47	272	20.9
Sanders .....	105/0	16	105	8.1
Reynaud .....	103/0	11	103	7.9
Collington .....	83/0	14	83	11.9
Bednarik .....	13/2	4	15	1.9
Harrison.....	-7/0	1	-7	-3.5
Team .....	-45/0	6	-45	-6.4
<b>WVU .....</b>	<b>3,864/2,067</b>	<b>893</b>	<b>5,931</b>	<b>456.2</b>
<b>Opponents...</b>	<b>1,468/2,454</b>	<b>871</b>	<b>3,922</b>	<b>301.7</b>

Punting	No.	Yards	Avg.	Blocked	Long
McAfee.....	46	1,962	42.7	0	71
Schmitt.....	3	61	20.3	0	27
<b>WVU.....</b>	<b>49</b>	<b>2,023</b>	<b>41.3</b>	<b>0</b>	<b>71</b>
<b>Opponents.....</b>	<b>80</b>	<b>3,249</b>	<b>40.6</b>	<b>1</b>	<b>61</b>

Punt Returns	No.	Yards	Avg.	TD	Long
Rivers .....	41	479	11.7	0	51
Sanders .....	2	43	21.5	0	23
Lewis.....	1	7	7.0	0	7
<b>WVU.....</b>	<b>44</b>	<b>529</b>	<b>12.0</b>	<b>0</b>	<b>51</b>
<b>Opponents.....</b>	<b>21</b>	<b>112</b>	<b>5.3</b>	<b>0</b>	<b>26</b>

Kick Returns	No.	Yards	Avg.	TD	Long
Devine .....	22	511	23.2	0	48
Rivers .....	10	243	24.3	0	33
Reynaud .....	8	211	26.4	0	37
Sanders .....	3	58	19.3	0	27
Slaton .....	2	47	23.5	0	26
Sowers .....	1	16	16.0	0	16
Davis .....	1	24	24.0	0	24
Hale.....	1	14	14.0	0	14
Team .....	1	0	0.0	0	0
<b>WVU.....</b>	<b>49</b>	<b>1,124</b>	<b>22.9</b>	<b>0</b>	<b>48</b>
<b>Opponents.....</b>	<b>81</b>	<b>1,708</b>	<b>21.0</b>	<b>0</b>	<b>77</b>

All-Purpose Yardage			Yards	Avg.
	Rush/Rec.	PR/KR/IR		
Slaton .....	1,051/350	0/47/0	1,448	111.4
White.....	1,335/0	0/0/0	1,335	102.7
Devine .....	627/90	0/511/0	1,228	102.3
Reynaud .....	103/733	0/211/0	1,047	80.5
Rivers .....	0/0	479/243/0	722	55.5
Schmitt.....	272/121	0/0/0	393	30.2
Brown.....	327/0	0/0/0	327	32.7
Sanders .....	105/102	43/58/0	308	23.7
Jalloh.....	0/272	0/0/0	272	20.9
Gonzales.....	0/219	0/0/0	219	16.8
Lyons .....	0/111	0/0/0	111	9.2
Collington .....	83/0	0/0/0	83	11.9
Mundy .....	0/0	0/0/75	75	5.8
Hogan.....	0/67	0/0/0	67	6.7
Lewis.....	0/0	7/0/48	55	4.2
Davis .....	0/2	0/24/0	26	6.5
Lankster.....	0/0	0/0/22	22	2.4
Dykes .....	0/0	0/0/19	19	1.5
Sowers .....	0/0	0/16/0	16	1.6
Hale.....	0/0	0/14/0	14	1.1
Bednarik .....	13/0	0/0/0	13	0.9
Allen .....	0/0	0/0/10	10	0.8
Harrison.....	-7/0	0/0/0	-7	-3.5
Team .....	-45/0	0/0/0	-45	-6.4
<b>WVU.....</b>	<b>3,864/2,067</b>	<b>529/1,124/188</b>	<b>7,772</b>	<b>597.8</b>
<b>Opponents...</b>	<b>1,468/2,454</b>	<b>112/1,708/40</b>	<b>5,782</b>	<b>444.8</b>

Scoring	Rec/Rush/Ret	K/P/R	FG	Saf	TP
Slaton .....	1/17/0	0/0/0	0	0	108
McAfee .....	0/0/0	64/0/0	13	0	103
White .....	14/0/0	0/0/0	0	0	84
Reynaud .....	12/1/0	0/0/0	0	0	78
Devine .....	0/6/0	0/0/0	0	0	36
Schmitt.....	1/4/0	0/0/0	0	0	30
Brown.....	0/3/0	0/0/0	0	0	18
Sanders .....	0/2/0	0/0/0	0	0	12
Colliington.....	0/2/0	0/0/0	0	0	12
Dykes .....	0/0/1	0/0/0	0	0	6
Gonzales.....	1/0/0	0/0/0	0	0	6
Jalloh.....	1/0/0	0/0/0	0	0	6
Williams.....	0/0/1	0/0/0	0	0	6
Wicks .....	0/0/1	0/0/0	0	0	6
Team .....	0/0/0	0/0/0	0	1	2
Glenn.....	0/0/0	2/0/0	0	0	2
<b>WVU.....</b>	<b>49/16/3</b>	<b>66/0/0</b>	<b>13</b>	<b>1</b>	<b>515</b>
<b>Opponents.....</b>	<b>13/15/1</b>	<b>23/1/1</b>	<b>12</b>	<b>0</b>	<b>235</b>

**Yardage Breakdown**

Field Goals	1-19	20-29	30-39	40-49	50+	Block	Total	Long
McAfee.....	0-0	2-4	6-7	5-6	0-2	1	13-18	49

Extra Points	Kick	Block	Rush	Pass	Points
McAfee .....	64-65	0	0	0	64
Glenn.....	2-2	0	0	0	2
<b>WVU.....</b>	<b>66-67</b>	<b>0</b>	<b>0</b>	<b>0</b>	<b>66</b>
<b>Opponents.....</b>	<b>23-24</b>	<b>0</b>	<b>0</b>	<b>1</b>	<b>25</b>

Interceptions	No.	Yards	Avg.	TD	Long
Wicks .....	3	0	0.0	0	0
Lewis.....	3	48	16.0	0	48
Mundy .....	3	75	25.0	0	32
Rivers.....	1	0	0.0	0	0
Dykes .....	1	19	19.0	1	19
Lankster.....	1	22	22.0	0	22
Ivy .....	1	2	2.0	0	2
Allen .....	1	10	10.0	0	10
Williams.....	1	12	12.0	0	12
Andrews .....	1	0	0.0	0	0
<b>WVU.....</b>	<b>16</b>	<b>188</b>	<b>11.8</b>	<b>1</b>	<b>48</b>
<b>Opponents.....</b>	<b>6</b>	<b>40</b>	<b>6.7</b>	<b>1</b>	<b>26</b>

Defense	UT	Ast.	Total	TFL	Sack	Int	PBU	FF	FR
R. Williams .....	48	59	107	5.5	1	1	2	3	1
Ivy .....	48	41	89	11	6	1	1	3	2
Magro.....	41	42	83	12	8	0	1	2	1
Mundy .....	30	32	62	0.5	0	3	7	0	3
Andrews.....	28	23	51	2.5	1.5	1	4	0	0
Wicks .....	26	24	50	7	2	3	6	1	2
Lewis.....	33	16	49	2.5	1	3	6	0	1
Dingle.....	30	18	48	19	9	0	3	2	1
Holmes.....	23	16	39	3.5	1	0	0	1	1
Dykes .....	18	14	32	4	32	1	1	1	3
Malik.....	20	11	31	5	1	0	2	0	0
Berry .....	13	14	27	4.5	0.5	0	2	1	3
Hathaway.....	13	7	20	1	0	0	0	0	0
Pugh.....	14	5	19	1	1	0	0	1	2
Thomas .....	13	6	19	3	0	0	1	0	0
L. Williams.....	13	5	18	0	0	0	2	0	1
Glover.....	14	4	18	1	1	0	0	1	0
Lankster.....	11	5	16	0	0	1	1	1	0
Allen .....	12	2	14	0	0	1	0	0	0
Hale .....	9	5	14	0	0	0	0	1	0
Rivers.....	11	3	14	0	0	1	0	1	0
Lazear.....	6	8	14	0.5	0	0	0	0	0
Leonard .....	5	8	13	0	0	0	0	0	0
Neild.....	8	5	13	0.5	0.5	0	0	0	0
Merrow.....	4	5	9	9	0	0	0	0	0
Slavonic.....	5	4	9	0	0	0	1	0	0
Richardson .....	6	3	9	0	0	0	1	0	0
Emery.....	2	5	7	0	0	0	0	0	0
Sowers.....	4	3	7	1	0	0	0	0	0
Dervil.....	2	4	6	0	0	0	0	0	0
Cooper.....	3	3	6	3.5	2.5	0	1	0	0
Johnson.....	1	3	4	0	0	0	0	0	0
McAfee.....	2	1	3	0	0	0	0	0	0
Hughes.....	1	2	3	0	0	0	0	0	0
Turner.....	1	2	3	0	0	0	0	0	0
Morrone.....	0	2	2	0	0	0	0	0	0
Goulbourne.....	1	1	0.5	0	0	0	0	0	0
Ingram.....	1	1	2	0	0	0	0	0	0
Sims.....	1	1	2	0	0	0	0	0	0
Reynaud .....	1	0	1	0	0	0	0	0	0
Slaton.....	1	0	1	0	0	0	0	0	0
Schmitt.....	1	0	1	0	0	0	0	0	0
Bilokonsky .....	1	0	1	0	0	0	0	0	0
White.....	1	0	1	0	0	0	0	0	0
Broxie.....	0	0	0	0	0	0	1	0	0
<b>WVU.....</b>	<b>527</b>	<b>414</b>	<b>941</b>	<b>89</b>	<b>40</b>	<b>16</b>	<b>43</b>	<b>20</b>	<b>18</b>
<b>Opponents.....</b>	<b>519</b>	<b>521</b>	<b>1,073</b>	<b>79</b>	<b>13</b>	<b>6</b>	<b>19</b>	<b>15</b>	<b>14</b>



---

# 2008 Season Review

---

In life, there is always one constant - nothing stays the same – things change. Changes are made, routines are different and people have to adapt. Transition is tough in all walks of life. This was the case with the West Virginia University football team. A new head coach and coaching staff made 2008 a transition year for the Mountaineers.

Heading into the season, the Mountaineers lost three offensive playmakers to the NFL, and the defense lost eight starters, including Reed Williams, who after having shoulder surgery tried to play but was forced to sit out.

The offensive line returned in tact from the previous season, and Pat White, a preseason Playboy All-American returned, so expectations were running high from the fan base.

Transitions are sometimes tougher in athletics where routines are the norm. Faced with making a transition to a new coaching staff, the Mountaineers handled the challenge with a positive attitude.

The 19 seniors were the true heroes of this team. They led, counseled, advised and left as

the all-time winningest class in school history.

The Bill Stewart era officially got underway on Aug. 30 against Villanova. A sellout crowd watched as No. 8-ranked West Virginia left no doubt as to the game's outcome jumping on the Wildcats early. By throwing a career best five touchdown passes, White led the Mountaineers to the 48-21 victory.

Wide receiver Alric Arnett's first two career catches went for touchdowns, as did Will Johnson's first career catch. Nine different Mountaineers on defense played in their first collegiate game, and WVU got the season and the Stewart era officially started the right way – with a victory.

Things didn't go quite as well in game two as a senior-laden East Carolina squad was ready to ambush the Mountaineers. A fumble here and a missed tackle there, and the Pirates ended a seven game losing streak to the Mountaineers, winning 24-3.

West Virginia needed to regroup before a Thursday night non-conference contest at Colorado in game three. Early miscues allowed the Buffs to jump out to a 14-0 lead, but behind White, the Mountaineers neutralized the deficit.

White ran for 148 yards and two touchdowns, and Noel Devine added 133 yards to lead the Mountaineers ground game that amassed 311 yards. As in other cases throughout his career, White put the Mountaineers on his back, scoring two touchdowns to tie the game at 14-14 in the third quarter.

The game stayed tied throughout the remainder of the second half, forcing an overtime session. The Mountaineers had the first possession, but Pat McAfee's 23-yard field goal hit the upright to turn the ball over to the Buffaloes. Colorado kicker Alric Goodman sealed the 17-14 win, hitting a 25-yarder to end the game.

The loss did not erase the tremendous effort put forth by the Mountaineer defense as the unit kept the Buffs scoreless for more than three and a half quarters of action. Quinton Andrews led all tacklers with 15 stops.

Despite the loss, the coaching staff saw great improvement from game two to three. That night in the locker room with the coaches and players hurting from a tough defeat, the Mountaineers bonded and came together and were ready to face the rest of the season.

It was time to head back home and get back on the winning track against Marshall. The



Mountaineers proceeded to run off five-straight wins, including winning the entire month of October to run their record to 6-2 overall and 3-0 in the BIG EAST.

The WVU defense was spectacular, holding the Herd to just three points. Dating back to the Colorado game with the return of Williams, the WVU defense had gone seven quarters without giving up a touchdown.

On offense, Devine accounted for 125 yards rushing in West Virginia's second-straight 300-yard rushing performance, White completed 17-of-21 for 130 yards and two touchdowns and with McAfee's 55-yard punting average in the game, the Mountaineers put together a solid victory.

Receiver Jock Sanders finished with a career-best eight catches for 60 yards and a touchdown, Arnett had five catches for 54 yards and Dorrell Jalloh finished with two catches for 32 yards and a touchdown. Defensively, Williams led all tacklers with 11 tackles, including two for loss.

The victory over Marshall came at the right time as West Virginia evened its record at 2-2, before starting BIG EAST play. In the league opener, the Rutgers Scarlet Knights came to Morgantown looking to break a 14-game losing streak to the Mountaineers, and the Knights also were looking for their first win ever in Morgantown.

West Virginia took a 17-3 lead in the second quarter on tight end Tyler Urban's first career catch, a 14-yard touchdown catch by Sanders and a 40-yard McAfee field goal.

When the dust settled, it was West Virginia that defeated Rutgers for the 14<sup>th</sup>-straight time. Led by White and Jarrett Brown on offense, along with a strong defensive effort that held the Scarlet Knights to just 72 rushing yards, the Mountaineers started the BIG EAST season on the winning side.



White completed 12-of-17 passes for 137 yards and two touchdowns and ran for 59 yards. Devine ran for 55 yards and Brown ran for 44 yards and a touchdown.

Linebacker Anthony Leonard received his first career start, taking over the middle for the injured Williams. He led the WVU defense with nine tackles, including a tackle for loss.

In game six, West Virginia had to avoid a letdown. The Mountaineers were looking for a seventh-straight win over Syracuse.


With White sitting the game out with an injury, it was up to an injured Brown to lead the offense, and for the Mountaineer defense to keep the Orange in check.

Syracuse used a 16-play drive on its opening possession to take an early 3-0 lead on a 26-yard field goal from Morgantown native Patrick Shadle. That lead lasted until the second quarter when Sanders caught a 12-yard touchdown from Brown, giving the Mountaineers a 7-3 lead.

The Orange wouldn't go away as they drew within one, 7-6, just before halftime on a second Shadle field goal from 53-yards away.

Neither team scored in the third quarter, and West Virginia extended its lead to 10-6 on a 12-play drive at the beginning of the fourth quarter on a 33-yard field goal from McAfee. Syracuse came back again as it drove 59 yards down the field and was in the red zone, threatening for the go-ahead score. However, once again the defense held its ground and stymied the Orange, holding them on fourth down.





Then on WVU's next possession, Devine's third down 92-yard burst sealed the win. It was the second longest touchdown run in school and stadium history. The Mountaineer defense bent but did not break, allowing Syracuse only six points. With so many injuries going into the game, it was important to get the win, and the Mountaineers stood at 4-2 overall and 2-0 in the BIG EAST.

Game seven brought the final non-conference game of the regular season to Morgantown as the Auburn Tigers from the SEC visited Milan Puskar Stadium. A fall Thursday night and a national television audience set the stage for the showdown.

Auburn took advantage of two early interceptions to claim a 17-3 advantage.

When the Tigers went for the jugular and recovered an onside kick in the second quarter, it was the Mountaineer defense that turned the tide and sent the visitors to the sidelines in three downs. That defensive stand turned the momentum and from there, the Mountaineer offense took off.

West Virginia scored 31 unanswered points behind a career-high 207 yards rushing from Devine and three touchdowns passing from

White to claim the program's fifth-straight win over an SEC opponent. Jalloh came up big with four catches for 53 yards, including two touchdowns and Arnett finished with a 44-yard touchdown reception.

The WVU defense held the Tigers scoreless in the second half behind a career-high 16 tackles from Leonard, and it was West Virginia's best all-around performance to date.

With non-conference play finished, the five remaining games allowed the Mountaineers to focus on BIG EAST play. At 5-2 overall and 2-0 in the league, game eight brought a road trip to Connecticut.

Despite falling behind early, the Mountaineers maintained their poise and played with passion.

The Mountaineer defense recorded its fifth second half shutout of the season, forcing key UConn turnovers and held the Huskie offense to 285 yards of total offense. Running back Donald Brown, the nation's leading rusher, was held to 82 yards for the game.

In turn, the offense exploded in the second half, scoring 21 third-quarter points, and 28 unanswered, to down Connecticut and remain undefeated against the Huskies overall and at Rentschler Field. The victory broke UConn's 11-game home winning streak.

White ran for 109 yards and two touchdowns and completed 11-of-18 passes for 121 yards and another touchdown to lead the WVU offense. Sanders accounted for three touchdowns for the game, running for 45 yards and two touchdowns and three receptions for 21 yards and a touchdown.

Lankster led the Mountaineer defense with 12 tackles, including a tackle for loss, and Ivy finished with 10 tackles, a pass breakup and an interception.

With the road win, West Virginia took command of the BIG EAST race. Four games were left, and the Mountaineers controlled their own destiny. However, all four games would be tough battles with the league's best teams.

In game nine, the Mountaineers returned home for a night game against Cincinnati, who was looking for revenge against the Mountaineers, and a classic defensive battle ensued.

Cincinnati showed that they meant business early when Mardy Gilyard returned the opening kickoff 100 yards, giving the Bearcats an early 7-0 lead. Then a Jake Rogers field goal gave UC a 10-0 lead.

West Virginia responded, cutting the Cincinnati lead to three points, scoring



a touchdown on its next drive as White completed a 19-yard strike to Arnett.

Cincinnati marched the ball down the field once again and upped its lead to 13-7 on a second field goal by Rogers, this time from 31-yards out. Midway through the second quarter, the Bearcats scored another touchdown by quarterback Tony Pike on a four-yard scamper, giving UC a 20-7 lead.

Throughout the third and most of the fourth quarters, things looked bleak as both defenses flexed their muscles and the offenses were shut down. The Mountaineers started a drive midway through the fourth quarter and drove down to the UC two-yard line and was turned away as White was intercepted on fourth down.

Starting deep in its' own territory and looking to run out the clock and preserve the victory, Cincinnati ran around and took a safety.

With 1:06 left on the clock, WVU went to work. White completed a 15-yard pass to Sanders, then a 23-yard pass to Jalloh, before a roughing the passer penalty took WVU down to the 12-yard line. A 14-yard pass to Sanders and then a three-yard pass to Jalloh completed the touchdown drive, and White ran in the two-point conversion to pull the Mountaineers

within three of the lead with 19 seconds left.

McAfee then became the hero as his on-side kick was recovered by Ivy on the WVU 44-yard line. A 21-yard pass to Jalloh down the sideline set up McAfee for the game-tying 52-yard field goal to send the game into overtime.

West Virginia's 13-point comeback in 1:11 was one for the ages, but it fell short in overtime. The defense pitched its sixth second half shutout of the season. Pat McAfee's 52-yard kick was clutch under extreme pressure, but while the comeback showed tremendous heart, Cincinnati still prevailed.

Game 10 provided a road trip to Louisville where both teams were in need of a victory. The Mountaineer offense finished with 498 yards of total offense, including a season-high 376 on the ground. White and Devine, once again, took charge and led West Virginia to an important victory.

With his 200-yards rushing, White became the NCAA's all-time rushing leader among quarterbacks, and his five touchdowns responsible for (three rushing, two passing) in the game moved him past Donovan McNabb as the BIG EAST's all-time leader in career touchdowns responsible for. He also notched his school-record fourth 200-yard rushing game of his career.

Devine's 154-yards rushing against Louisville pushed him over the 1,000-yard mark for the year and gave West Virginia a 1,000-yard rusher in 12 of the last 13 seasons.

The defense had three sacks and forced a season high five turnovers, including three interceptions. Leonard led the WVU defense with nine tackles, including seven solo stops and an interception that he returned 36 yards.

The final road game of the regular season took place at Heinz Field, which was the backdrop for one of college football's oldest rivalries.

Pitt rode LeSean McCoy's back for 183 yards rushing and two touchdowns, along with Bill Stull's one passing touchdown to defeat the Mountaineers for the second-straight year in a close 19-15 come-from-behind victory.

Pitt took its first possession and marched down the field, putting up a 7-0 lead on Bill Stull's 30-yard pass to Derek Kinder. The Mountaineers put their first points on the board with a McAfee 20 yard field goal with 4:27 left in the first half to cut the Pitt lead to 7-3.

West Virginia scored the next 12 points from that point until the beginning of the fourth quarter to take a 15-7 lead with 11:53 left in the game.



Two McAfee field goals from 26 and 40 yards and a patented White scramble and score from 54 yards out had the WVU fans happy with their team.

However, Pitt and McCoy had other plans. After White was intercepted deep in Pitt territory with 9:41 left in the game, McCoy made two runs to complete the touchdown drive. The two-point conversion failed leaving Pitt down by two with 8:07 left.

West Virginia's drive started on its 23-yard line.

After a nine-yard run by Mark Rodgers on first down and a no gain from White on second down. The ball was handed off the Devine on third down who ran it two yards for the apparent first down. However, the yellow flag indicated holding and the drive was thwarted, giving the ball back to Pitt with 5:10 left in the game. The Panthers once again turned to its horse, McCoy, who scored the go-ahead touchdown 10 plays later.

West Virginia had one last shot with 52 seconds left, and reached the 18-yard line before time ran out.

There was one game left, and it was the final home game of the season, which meant the final home game for 19 Mountaineer seniors.

USF was the opponent on a frigid Dec. 6 evening. A national television audience tuned in to a sea of white in honor of Pat White and his fellow seniors' final home performance.

The Mountaineers took the early 7-0 lead in the first quarter as they marched the opening possession down the field in 11 plays and completed the touchdown drive. White found Urban for his second career touchdown from 12-yards out.

USF tied the game at 7-7 on its first possession of the second quarter when quarterback Matt Grothe scrambled from six-yards out to score the touchdown.

The Mountaineer defense came up big right before halftime when Glover intercepted Grothe deep in WVU territory to stop a Bulls scoring threat. A 45-yard McAfee field goal gave WVU a 10-7 halftime lead.

West Virginia started the second half just like it ended the first half. Lankster intercepted Grothe at the USF 41-yard line and returned it eight yards. McAfee hit his second field goal



Ovid Goulbourne

of the game, from 42 yards out, giving WVU a 13-7 lead, the final outcome of the game.

Both defenses took over from there. At the beginning of the fourth quarter, West Virginia drove down to the USF 22-yard line before the Bulls forced a turnover. With 5:36 left in the game, USF drove the field and had a first down at the WVU 14-yard line before the game ended.

As the seniors left the field for the final time, an emotional outpouring of respect from Mountaineer fans to these 19 seniors capped off the perfect evening. And one of the school's all-time greatest was the last to leave the field.

To ensure this shining moment, the West Virginia defense came up big again as it did all season long. The unit pitched its seventh second half shutout of the season as the Mountaineers defeated the Bulls to finish the regular season at 8-4 overall and 5-2 in the BIG EAST.

West Virginia was awarded with its seventh straight bowl with an invitation to play in the Meineke Car Care Bowl in Charlotte, N.C., on Dec., 27.

The opponent would be North Carolina. A sell-out crowd of 73,712 fans from both teams packed Bank of America Stadium, and the two teams did not disappoint.

There was a total of 35 points scored in the first quarter alone, and it was quickly apparent that one of the best college bowl games of the season was right there in Charlotte.

The Mountaineers marched down the field and posted a 7-0 lead on an 18-yard run by Devine. Three plays later, the game was tied when TJ Yates completed a 73-yard pass play

---

to Hakeem Nicks that went through the hands of Lankster for a touchdown.

Five plays later, the fireworks show continued as White threw a 44-yard pass that was caught one-handed catch by Arnett, giving WVU the 14-7 advantage. Not to be outdone, UNC pulled off a trick play when Cooter Arnold threw a 66-yard pass to Nicks for 66 yards, his second touchdown to tie the game.

White then threw a 35-yard over the shoulder pass to Bradley Starks, giving the Mountaineers a 21-14 lead with two minutes left in the first quarter.

At the start of the second quarter, UNC had a first down on the WVU two-yard line and was turned away after going for it on fourth down. On the next play, Devine was caught in the end zone and tackled for a safety, cutting the Mountaineer lead to 21-16.

North Carolina took its turn. A 25-yard touchdown pass to Nicks gave the Heels a 23-21 lead with 10 minutes left until halftime.

On WVU's next possession, the Mountaineers drove 16 plays and was operating from the UNC nine-yard line when White was intercepted in the end zone just before the half.

The Mountaineers regrouped. WVU had the ball to start the second half, settling for a 25-yard field goal by McAfee to retake the lead, 24-23.

Not to be outdone, North Carolina drove the field 62 yards, and Yates scored a touchdown from four-yards out to give the Tar Heels a 30-24 lead with 4:29 left in the third quarter.

At the start of the fourth quarter, White was sacked on fourth down to stop a Mountaineer drive with 8:54 left in the game and things didn't look good for WVU.

Two plays later, the Mountaineer defense rose up once again, as Robert Sands forced Shaun Draughn to fumble the ball, and J.T. Thomas recovered. It was time for Pat White to pull off his magic one last time.

White completed a 41-yard pass to Sanders, then ran for nine yards before completing a 20-yard pass to Arnett for the winning score, 31-30, with 7:14 left in the game.

On UNC's final drive, Pat Lazear's interception iced the game for the Mountaineers, and White's final WVU play of his career was the victory kneel.

His 332 yards passing were a career high and a bowl record. He accounted for 387 yards of total offense and three touchdowns. Aside from being awarded his third-straight bowl MVP honor, he became the first starting quarterback in college football history to go 4-0 in bowl

games.

There truly is only one Pat White and West Virginia fans witnessed WVU's greatest player for four years now. He will be missed by all West Virginia football fans, but for those honored to see him perform for the Mountaineers, his final performance, like so many in the past, was a classic.

In 2008, West Virginia football finished at 9-4 and No. 23 in the final national rankings. Since 2002, WVU football has been ranked a total of 64 weeks, including 31 weeks in the Top 10.

Stewart was just one of three first year head coaches in the nation to lead his team to a bowl victory, and became just the third WVU coach in history to take the Mountaineers to a bowl in his first season. Stewart is just the second coach in WVU history to lead his squad to nine wins in season number one.

A total of 10 players received all-conference honors to lead the BIG EAST for the third-straight season, and offensive lineman Ryan Stanchek along with kicker Pat McAfee took home all-American honors.

For McAfee, he was named a semifinalist for the Lou Groza national kicking award and one of three finalists for the prestigious Ray Guy national punting award. He ended his WVU career as one of the best punters and kickers in college football as well as the school's all-time leading scorer.

The 2008 seniors went out as the all-time winningest class in WVU history with a 42-9 record. The seniors were a part of four-straight bowl victories and countless weeks ranked in the Top 25. West Virginia football has the eighth best record in college football over the last three seasons, and sixth best in the last four years.

Stanchek and defensive lineman Doug Slavonic earned academic acclaim, and receiver Tito Gonzales was named a member of the college football coaches association good works team.

And finally White ended his career, not only with a college football record four bowl victories, but as the all-time NCAA quarterback rushing leader. He set 19 WVU, BIG EAST and NCAA record, and his 34-8 record as WVU's starting quarterback may never be challenged.

The transition was handled effectively. The foundation of West Virginia football continues to be strong, and now it will move forward in search of another BIG EAST championship. The winning ways continued in 2008 because a group of men bonded as a family.



# 2008 Statistical Totals

Team Statistics	WVU	OPP
<b>SCORING</b> .....	<b>319</b>	<b>221</b>
Points Per Game .....	24.5	17.0
<b>FIRST DOWNS</b> .....	<b>237</b>	<b>249</b>
Rushing .....	134	109
Passing.....	86	124
Penalty.....	17	16
<b>RUSHING YARDAGE</b> .....	<b>2,729</b>	<b>1,711</b>
Yards gained rushing.....	3,029	2,029
Yards lost rushing .....	300	318
Rushing Attempts.....	517	475
Average Per Rush.....	5.3	3.6
Average Per Game.....	209.9	131.6
TDs Rushing .....	15	15
<b>PASSING YARDAGE</b> .....	<b>1,956</b>	<b>2,565</b>
Att-Comp-Int.....	305-202-8	428-240-17
Average Per Pass .....	6.4	6.0
Average Per Catch.....	9.7	10.7
Average Per Game.....	150.5	197.3
TDs Passing.....	22	11
<b>TOTAL OFFENSE</b> .....	<b>4,685</b>	<b>4,276</b>
Total Plays .....	822	903
Average Per Play .....	5.7	4.7
Average Per Game.....	360.4	328.9
<b>KICK RETURNS: #-Yards</b> .....	<b>41-881</b>	<b>53-1484</b>
<b>PUNT RETURNS: #-Yards</b> .....	<b>28-221</b>	<b>23-121</b>
<b>INT RETURNS: #-Yards</b> .....	<b>17-235</b>	<b>8-36</b>
<b>KICK RETURN AVERAGE</b> .....	<b>21.5</b>	<b>28.0</b>
<b>PUNT RETURN AVERAGE</b> .....	<b>7.9</b>	<b>5.3</b>
<b>INT RETURN AVERAGE</b> .....	<b>13.8</b>	<b>4.5</b>
<b>FUMBLES-LOST</b> .....	<b>20-8</b>	<b>21-11</b>
<b>PENALTIES-Yards</b> .....	<b>59-535</b>	<b>77-662</b>
Average Per Game .....	41.2	50.9
<b>PUNTS-Yards</b> .....	<b>62-2772</b>	<b>64-2609</b>
Average Per Punt.....	44.7	40.8
Net punt average .....	40.5	35.8
<b>TIME OF POSSESSION/Game</b> . <b>29:03</b>	<b>30:57</b>	
<b>3RD-DOWN Conversions</b> .....	<b>74/177</b>	<b>79/188</b>
3rd-Down Pct .....	42%	42%
<b>4TH-DOWN Conversions</b> .....	<b>4/13</b>	<b>7/22</b>
4th-Down Pct.....	31%	32%
<b>SACKS BY-Yards</b> .....	<b>25-161</b>	<b>18-109</b>
<b>TOUCHDOWNS SCORED</b> .....	<b>38</b>	<b>27</b>
<b>FIELD GOALS-ATTEMPTS</b> .....	<b>17-20</b>	<b>11-18</b>
<b>ON-SIDE KICKS</b> .....	<b>1-1</b>	<b>1-2</b>
<b>RED-ZONE SCORES</b> .....	<b>29-41 71%</b>	<b>28-44 64%</b>
<b>RED-ZONE TDS</b> .....	<b>20-41 49%</b>	<b>19-44 43%</b>
<b>PAT-ATTEMPTS</b> .....	<b>36/36 100</b>	<b>24/24 100</b>
<b>ATTENDANCE</b> .....	<b>406,593</b>	<b>233,308</b>
Games/Avg Per Game .....	7/58,085	5/46,662
Neutral Site Games.....	1/73,712	

Date	Opponent	Result	Score	Attend.
A30	VILLANOVA	W	48-21	60,566
S6	at East Carolina	L	3-24	43,610
S18	at Colorado	L	14-17 (0)	51,883
S27	Marshall	W	27-3	60,154
O4	RUTGERS	W	24-17	59,122
O11	SYRACUSE	W	17-6	58,133
O23	AUBURN	W	34-17	60,765
N1	at Connecticut	W	35-13	40,000
N8	CINCINNATI	L	23-26 (0)	59,834
N22	at Louisville	W	35-21	34,796
N28	at Pitt	L	15-19	63,019
D6	USF	W	13-7	48,019
D27	North Carolina*	W	31-30	72,712

\* Meineke Car Care Bowl

## Scoring By Quarters

	1 <sup>st</sup>	2 <sup>nd</sup>	3 <sup>rd</sup>	4 <sup>th</sup>	OT	Total
West Virginia	70	67	101	78	3	319
Opponents	81	70	21	40	9	221

Rushing	GP	Att	Net	Avg	TD	Long
DEVINE.....	13	206	1,289	6.3	4	92
WHITE .....	12	191	974	5.1	8	66
SANDERS.....	13	48	250	5.2	2	29
BROWN .....	9	36	169	4.7	1	35
RODGERS.....	13	15	80	5.3	0	19
COOPER.....	13	1	18	18.0	0	18
JALLOH .....	13	1	2	2.0	0	2
ARNETT.....	13	2	-4	-2.0	0	0
TEAM .....	11	17	-49	-2.9	0	0
<b>Totals</b> .....	<b>13</b>	<b>517</b>	<b>2,729</b>	<b>5.3</b>	<b>15</b>	<b>92</b>
<b>Opponents</b> .....	<b>13</b>	<b>475</b>	<b>1,711</b>	<b>3.6</b>	<b>15</b>	<b>40</b>

Passing	Cmp-Att-Int	Pct	Yds	TD	Lng
WHITE .....	180-274-7	65.7	1,842	21	52
BROWN .....	22-30-1	73.3	114	1	25
STARKS.....	0-1-0	0.0	0	0	0
<b>Totals</b> .....	<b>202-305-8</b>	<b>66.2</b>	<b>1,956</b>	<b>22</b>	<b>52</b>
<b>Opponents</b> ....	<b>240-428-17</b>	<b>56.1</b>	<b>2,565</b>	<b>11</b>	<b>73</b>

Receiving	No.	Yds	Avg	TD	Long
SANDERS	53	462	8.7	7	41
ARNETT	35	466	13.3	6	52
DEVINE	35	185	5.3	0	17
JALLOH	29	358	12.3	5	35
STARKS	17	168	9.9	1	35
LYONS	11	104	9.5	0	19
JOHNSON	9	64	7.1	1	12
GONZALES	5	57	11.4	0	2
URBAN	4	79	19.8	2	25
KOVATCH	1	19	19.0	0	19
BROWN	1	-1	-1.0	0	0
CAPERS	1	-2	-2.0	0	0
RODGERS	1	-3	-3.0	0	0
<b>Totals</b>	<b>202</b>	<b>1956</b>	<b>9.7</b>	<b>22</b>	<b>52</b>
<b>Opponents</b>	<b>240</b>	<b>2565</b>	<b>10.7</b>	<b>11</b>	<b>73</b>

Punt Returns	No.	Yds	Avg	TD	Long
LANKSTER	20	171	8.6	0	36
SANDERS	4	6	1.5	0	7
HOGAN	3	18	6.0	0	11
THOMAS	1	26	26.0	0	0
<b>Totals</b>	<b>28</b>	<b>221</b>	<b>7.9</b>	<b>0</b>	<b>36</b>
<b>Opponents</b>	<b>23</b>	<b>121</b>	<b>5.3</b>	<b>0</b>	<b>18</b>

Field Goals	Att	1-19	20-29	30-39	40-49	50+	Lg	Blk
MCAFEE	17-20	0-0	6-8	4-4	5-6	2-2	52	0

FG SEQUENCE	West Virginia	Opponents
Villanova	(52),(33)	42
East Carolina	(26)	(42),43
Colorado	23	(25)
Marshall	(39),(36)	(34),24
Rutgers	(40)	(23)
Syracuse	(33)	(26),(53)
Auburn	(23),(42)	(19),44
Connecticut	-	(36),(38)
Cincinnati	(52),(27)	(46),(31),29
Louisville	21	30
Pitt	(20),(26),(40)	40
USF	(45),(42),48	-
North Carolina	(25)	-

PUNTING	No.	Yds	Avg	Long	TB	FC	I20	Blkd
MCAFEE	62	2,772	44.7	65	7	16	25	0
<b>Totals</b>	<b>62</b>	<b>2,772</b>	<b>44.7</b>	<b>65</b>	<b>7</b>	<b>16</b>	<b>25</b>	<b>0</b>
<b>Opponents</b>	<b>64</b>	<b>2,609</b>	<b>40.8</b>	<b>63</b>	<b>5</b>	<b>10</b>	<b>21</b>	<b>1</b>

Scoring	TD	FG	Kick	PAT			Pts
				Rush	Rec	Pas	
MCAFEE	0	17/20	36/36	0	0	0	87
SANDERS	9	0	0	0	0	0	54
WHITE	8	0	0	1/1	0	0	50
ARNETT	6	0	0	0	0	0	36
JALLOH	5	0	0	0	0	0	30
DEVINE	4	0	0	0	0	0	24
URBAN	2	0	0	0	0	0	12
STARKS	1	0	0	0	0	0	6
BROWN	1	0	0	0	0	0	6
IVY	1	0	0	0	0	0	6
JOHNSON	1	0	0	0	0	0	6
TEAM	0	0	0	0	0	0	2
CONNOLLY	0	0	0	0/1	0	0	0
<b>Totals</b>	<b>38</b>	<b>17/20</b>	<b>36/36</b>	<b>1/2</b>	<b>0</b>	<b>0</b>	<b>319</b>
<b>Opponents</b>	<b>27</b>	<b>11/18</b>	<b>24/24</b>	<b>0/1</b>	<b>0</b>	<b>0/1</b>	<b>221</b>

Kick Returns	No.	Yds	Avg	TD	Long
RODGERS	22	464	21.1	0	44
LANKSTER	8	195	24.4	0	32
SANDERS	6	130	21.7	0	32
DEVINE	3	63	21.0	0	24
HOGAN	1	21	21.0	0	21
KOVATCH	1	8	8.0	0	8
<b>Totals</b>	<b>41</b>	<b>881</b>	<b>21.5</b>	<b>0</b>	<b>44</b>
<b>Opponents</b>	<b>53</b>	<b>1484</b>	<b>28.0</b>	<b>1</b>	<b>100</b>

Fumble Returns	No.	Yds	Avg	TD	Long
BERRY	2	19	9.5	0	19
IVY	1	30	30.0	0	30
<b>Totals</b>	<b>3</b>	<b>49</b>	<b>16.3</b>	<b>0</b>	<b>30</b>
<b>Opponents</b>	<b>1</b>	<b>5</b>	<b>5.0</b>	<b>0</b>	<b>5</b>

Interceptions	No.	Yds	Avg	TD	Long
HOGAN	3	61	20.3	0	26
IVY	3	48	16.0	1	29
LANKSTER	3	38	12.7	0	29
HOLMES	1	0	0.0	0	0
GOODE	1	28	28.0	0	28
GLOVER	1	0	0.0	0	0
SOWERS	1	0	0.0	0	0
LAZEAR	1	13	13.0	0	13
LEONARD	1	36	36.0	0	36
WILLIAMS	1	11	11.0	0	11
ANDREWS	1	0	0.0	0	0
<b>Totals</b>	<b>17</b>	<b>235</b>	<b>13.8</b>	<b>1</b>	<b>36</b>
<b>Opponents</b>	<b>8</b>	<b>36</b>	<b>4.5</b>	<b>0</b>	<b>18</b>

Total Offense	Plays	Rush/Pass	Total	Avg.
WHITE .....	465	974/1842	2,816	234.7
DEVINE .....	206	1289/0	1289	99.2
BROWN .....	66	169/114	283	31.4
SANDERS .....	48	250/0	250	19.2
RODGERS .....	15	80/0	80	6.2
COOPER .....	1	18/0	18	1.4
JALLOH .....	1	2/0	2	0.2
ARNETT .....	2	-4/0	-4	-0.3
TEAM .....	17	-49/0	-49	-4.5
<b>Totals .....</b>	<b>822</b>	<b>2,729/1,956</b>	<b>4,685</b>	<b>360.4</b>
<b>Opponents.....</b>	<b>903</b>	<b>1,711/2,565</b>	<b>4,276</b>	<b>328.9</b>

All-Purpose	Rush/Rec	PR/KR/IR	Tot	Avg.
DEVINE .....	1,289/185	0/63/0	1537	118.2
WHITE .....	974/0	0/0/0	974	81.2
SANDERS .....	250/462	6/130/0	848	65.2
RODGERS .....	80/-3	0/464/0	541	41.6
ARNETT .....	-4/466	0/0/0	462	35.5
LANKSTER .....	0/0	171/195/38	404	31.1
JALLOH .....	2/358	0/0/0	360	27.7
BROWN .....	169/-1	0/0/0	168	18.7
STARKS .....	0/168	0/0/0	168	18.7
LYONS .....	0/104	0/0/0	104	8.7
HOGAN .....	0/0	18/21/1	100	8.3
URBAN .....	0/79	0/0/0	79	6.1
JOHNSON .....	0/64	0/0/0	64	6.4
GONZALES .....	0/57	0/0/0	57	5.7
IVY .....	0/0	0/0/48	48	3.7
LEONARD .....	0/0	0/0/36	36	3.3
GOODE .....	0/0	0/0/28	28	2.2
KOVATCH .....	0/19	0/8/0	27	2.2
THOMAS .....	0/0	26/0/0	26	2.0
COOPER .....	18/0	0/0/0	18	1.4
LAZEAR .....	0/0	0/0/13	13	1.0
WILLIAMS .....	0/0	0/0/11	11	5.5
CAPERS .....	0/-2	0/0/0	-2	-0.2
TEAM .....	-49/0	0/0/0	-49	-4.5
<b>Total .....</b>	<b>2,729/1,956</b>	<b>221/881/235</b>	<b>6,022</b>	<b>463.2</b>
<b>Opponents.....</b>	<b>1,711/2,565</b>	<b>121/1484/36</b>	<b>5,917</b>	<b>455.2</b>

KICKOFFS	No.	Yds	Avg	TB	OB	Retn	Net	YdLn
MCAFFEE .....	64	3865	60.4	8	0			
<b>Totals .....</b>	<b>64</b>	<b>3865</b>	<b>60.4</b>	<b>8</b>	<b>0</b>	<b>1,484</b>	<b>34.7</b>	<b>30</b>
<b>Opponents.....</b>	<b>48</b>	<b>2826</b>	<b>58.9</b>	<b>2</b>	<b>2</b>	<b>881</b>	<b>39.7</b>	<b>25</b>

Defense	UT	AT	TT	TFL/Yds	Sack	PD	FR	FF	Blk
Ivy .....	43	47	90	7/14	0.5/3	6	1/30	1	0
ANDREWS .....	41	36	77	4/11	1/3	6	1	1	0
LANKSTER .....	45	23	68	2.5/14	0/0	7	0	1	0
THOMAS .....	23	42	65	10/46	3/24	3	1	2	1
GLOVER .....	32	29	61	4.5/18	1/7	6	1	1	0
HOGAN .....	39	21	60	0.5/3	0.5/3	7	2	0	0
LEONARD .....	19	40	59	1.5/4	0.5/3	1	1	0	0
ALLEN .....	24	25	49	3.5/8	1/2	0	0	0	0
NEILD .....	17	30	47	4.5/12	2.5/9	1	0	1	0
SMITH .....	16	23	39	0.5/2	0/0	1	0	0	0
BERRY .....	14	20	34	5.5/25	1.5/10	3	3/19	1	0
SANDS .....	17	16	33	0/0	0/0	0	0	1	0
HOLMES .....	14	17	31	7/41	5/38	1	0	3	0
LAZEAR .....	12	18	30	1/3	0/0	0	0	0	0
SLAVONIC .....	9	18	27	2.5/9	2.5/9	1	1	1	0
GOULBOURNE .....	11	14	25	0.5/3	0.5/3	0	0	0	0
MILLER .....	11	10	21	3.5/35	3.5/35	3	1	0	0
SOWERS .....	13	7	20	0.5/1	0/0	2	0	0	0
RICHARDSON .....	12	7	19	1/1	0/0	0	0	0	0
WILLIAMS .....	6	11	17	2/4	0/0	1	0	0	0
LIEBIG .....	3	11	14	0/0	0/0	0	0	0	0
GOODE .....	5	7	12	0/0	0/0	0	0	0	0
DERVIL .....	6	5	11	0/0	0/0	0	0	0	0
COOPER .....	4	7	11	1.5/11	1.5/11	0	0	0	0
HALE .....	7	3	10	0/0	0/0	0	0	0	0
SIMS .....	3	4	7	0/0	0/0	0	0	0	0
STUART .....	2	4	6	0/0	0/0	0	0	0	0
TANDY .....	4	2	6	0/0	0/0	0	0	0	0
FORD .....	2	4	6	1.5/3	0.5/1	1	0	0	0
LEWIS .....	3	2	5	0/0	0/0	0	0	0	0
MCAFFEE .....	3	0	3	0/0	0/0	0	0	0	0
MERROW .....	0	2	2	0/0	0/0	0	0	0	0
RODGERS .....	1	0	1	0/0	0/0	0	0	0	0
TAYLOR .....	0	1	1	0/0	0/0	0	0	0	0
FIGNER .....	1	0	1	0/0	0/0	0	0	0	0
GONZALES .....	1	0	1	0/0	0/0	0	0	0	0
CAPERS .....	1	0	1	0/0	0/0	0	0	0	0
HUGHES .....	0	1	1	0/0	0/0	0	0	0	0
STANCHEK .....	1	0	1	0/0	0/0	0	0	0	0
<b>MORRONE.....</b>	<b>1</b>	<b>0</b>	<b>1</b>	<b>0/0</b>	<b>0/0</b>	<b>0</b>	<b>0</b>	<b>0</b>	<b>0</b>
<b>SANDERS .....</b>	<b>1</b>	<b>0</b>	<b>1</b>	<b>0/0</b>	<b>0/0</b>	<b>0</b>	<b>0</b>	<b>0</b>	<b>0</b>
<b>Totals .....</b>	<b>467</b>	<b>507</b>	<b>974</b>	<b>65/268</b>	<b>25/161</b>	<b>50</b>	<b>11/49</b>	<b>13</b>	<b>1</b>
<b>Opponents.....</b>				<b>77/259</b>	<b>18/109</b>	<b>20</b>	<b>8/5</b>	<b>10</b>	<b>1</b>



---

# 2009 Season Review

---

Bill Stewart's record after two years as the head coach of West Virginia is the second-best mark among all WVU head coaches who have coached during the long and storied history of Mountaineer football.

Each of his two seasons, he has totaled nine wins and led his program to a second-place finish in the BIG EAST Conference, a Top 25 national ranking and a bowl appearance.

The Mountaineers are one of seven programs nationally to win nine or more games five years in a row, and one of 11 schools nationally to win eight or more contests eight-straight years.

However, the difference between the 2008 and 2009 seasons was the Gator Bowl appearance – the sixth New Year's Bowl in the past seven years. A feat only four programs nationally can claim.

WVU's No. 16 BCS ranking at the end of the regular season marked the fifth time since 2002 that the Mountaineers have been ranked in the final BCS standings.

Another mark that stands out about Stewart's teams is academic success. Sixteen student-athletes graduated in December 2009, led by two-time *ESPN The Magazine* Academic All-American and National Football Foundation National Scholar Athlete Reed Williams. Williams also became the third Mountaineer football player to earn BIG EAST Scholar Athlete of the Year honors in the past five years.

West Virginia's nine victories came against Liberty, East Carolina, Colorado, Syracuse, Marshall, Connecticut, Louisville, Pitt and Rutgers. The four losses were at Auburn, at USF, at Cincinnati and against Florida State in the Konica Minolta Gator Bowl.

Heading into the 2009 season, Stewart and his coaching staff had the unfortunate task of replacing one of the greatest, if not the greatest, player to ever don the Gold and Blue, Pat White, who left as the best multi-threat signal caller in NCAA history.

He also set the national record as the only quarterback to start all four bowl games and win all four during his career.

The task of replacing White was given to redshirt senior Jarrett Brown, who had waited patiently for his turn to become the Mountaineer field general.

Brown took the responsibility and turned in a fine final season, leading the Mountaineers to another successful campaign.

He completed 187-of-296 passes for 2,144 yards and 11 touchdowns, marking the first Mountaineer quarterback to throw for 2,000 or more yards since Marc Bulger in 1998. Brown also was the team's second-leading rusher with 466 yards and six touchdowns.

Noel Devine, a unanimous first team all-BIG EAST Conference selection, led



the Mountaineer ground game with 1,465 yards, his career high for yards in a season. He averaged 6.1 yards per carry and scored 13 touchdowns.

Jock Sanders and Alric Arnett led the receiving corps with 72 and 43 catches, respectively, and each scored three touchdowns.

Three of the top four tacklers on the team were linebackers. Pat Lazear led with 78 tackles, J.T. Thomas, a first team all-conference honoree, had 76 and Williams, a second team all-conference pick, finished with 68. Defensive back Brandon Hogan, a first team all-conference selection and honorable-mention All-America selection, finished with 74 tackles.

Defensive lineman Julian Miller led the defense in sacks (9), which was fourth in the BIG EAST and his 14 tackles for loss tied for No. 6 in the league. Safety Robert Sands, a first team all-conference team member, led the BIG EAST in interceptions (5) and passes defended (13). Hogan led the league in pass breakups (11).

Kicker Tyler Bitancurt, a first team all-conference honoree, connected on 13-of-15 field goal attempts and hit 41-of-42 extra point tries. Punter Scott Kozlowski, a third-team All-America honoree, averaged 44.4 yards per punt, hit 17 kicks of 50 yards or more and placed 17 inside the opponent's 20-yard line.

WVU started the season 2-0, posting

back-to-back wins over Liberty (33-20) and East Carolina (35-20).

Against Liberty, Devine ran for 112 yards and a score, Sanders finished with eight catches for 95 yards and Ryan Clarke rushed for his first career score.

The Mountaineers avenged their setback to the Pirates from the year before, registering 509 yards of total offense, scoring 35 points and holding ECU to 175 total yards in the win.

Brown finished with a career-high 407 yards of total offense, including a career-high 334 yards passing on 24-of-31 attempts to lead the Mountaineers in the ECU win.

Sanders once again had a career day, finishing with nine catches for 99 yards, and Kozlowski booted a career-high 48.2 yard average with his season long of 63 yards.

Hogan led all tacklers with 11 stops and two pass breakups, and Ovid Goulbourne collected two sacks.

The Mountaineers traveled to the Deep South for their first road challenge of the season against SEC-foe Auburn. Six turnovers by WVU hurt its cause, giving the Tigers the 41-30 victory.

As he did the year before against Auburn, Devine ran on the Tiger defense for 128 yards and three touchdowns. And for the third week, Sanders posted career marks, finishing with 12 receptions for 115 yards and a touchdown.



For the second-straight week, WVU posted 509 yards of total offense and 31 points, but the turnovers proved too much to overcome.

The Mountaineers ran off four-straight wins, over Colorado (35-24), Syracuse (34-13), Marshall (24-7) and Connecticut (28-24) to push their record to 6-1 on the season and work their way into the national rankings.

In front of a national television Thursday night ESPN audience, WVU avenged last year's overtime loss to the Buffaloes.

Behind the career-high 220 yards and a touchdown by Devine, and two more touchdowns by Clarke, the Mountaineers averaged 6.1 yards per carry in the win.

Brown finished 12-of-19 passing for 148 yards and threw touchdowns to Bradley Starks and Sanders. Williams led WVU with nine tackles and three pass breakups and Lazear and Sands each registered eight stops. Miller collected a sack and Glover, Sands and Thomas each had an interception.

West Virginia played one of its best games of the season at Syracuse to open BIG EAST play. Brown completed 22-of-30 passes for 244 yards and a touchdown, Devine rushed for 91 yards and a touchdown, and Sanders finished with nine catches for 67 yards.

Devine finished with 103 yards and two touchdowns to lead WVU against Marshall in the "Friends of Coal Bowl". Brown sustained a game-ending concussion early in the game and true freshman Geno Smith came off the bench to lead the offense in the victory. He completed 15-of-21 passes for 147 yards and a touchdown.

The defense was stellar, holding Marshall to seven points and finishing with a sack, seven tackles for loss, two forced fumbles and had two interceptions.

One of the toughest and most emotional games of the year was against Connecticut, as the Huskies were honoring the memory of their fallen teammate, Jasper Howard, who was murdered the week before.



Reed Williams


Devine's 178 yards, and most importantly his 56-yard touchdown run with 2:10 left in the game, led WVU to the win. Tavon Austin returned the opening kickoff 98 yards for a touchdown, Brown ran five yards for a touchdown in the second quarter and Tyler Urban caught a one-yard pass in the third quarter to account for WVU scores.

Down by four and back to the West Virginia 12-yard line late in the fourth quarter, UConn's Marcus Easley grabbed a pass from Cody Endres over the middle and ran 88 yards for a touchdown to give the Huskies the three-point lead.

After Devine's long scoring run, UConn marched down to the WVU 35-yard line, before defensive lineman Chris Neild intercepted Endres to secure the win.

The trip to USF gave the Mountaineers plenty to think about for the remainder of the season. The 30-19 loss in Tampa made WVU bond together as a team and provided the needed momentum for the Mountaineers to win three of the final four





games to close the regular season.

A 17-9 victory over Louisville at home started the month of November. The Mountaineer defense made its statement that day, holding the Cardinals without a touchdown. A rushing touchdown by Austin, a receiving touchdown by Sanders and a field goal by Bitancurt was all the offense West Virginia needed to secure the victory.

The Mountaineers traveled to league-leader Cincinnati to try to avenge its three-point loss at home from the year before.

Down by seven points at the start of the fourth quarter, WVU took the ball down the field to the Cincinnati 24-yard line but a missed fourth-down attempt gave the Bearcats the ball back and took away the Mountaineers chance to tie the game.

Once again, WVU cut the UC lead to three with a late Brown to Starks touchdown with :39 seconds left in the game but couldn't come up with the on-sides kick and lost by a slim margin once again.

Devine finished with 88 yards, Clarke collected 60 yards and a touchdown and Brown ran for 34 yards and a touchdown.

The defense had an excellent performance, holding UC far under its season offensive average, forcing Cincinnati to lose its first fumble of the

season and also collected an interception.

Bitancurt became the hero of the 102nd Backyard Brawl against No. 8-ranked Pitt, when he kicked four field goals, including a 43-yard game winner with no time left to give the Mountaineers the 19-16 win.

The game was a defensive stalemate until Devine busted an 88-yard run over the left side, giving West Virginia a 13-6 lead at the end of the third quarter. Bitancurt added one of his four field goals to start the fourth quarter, giving WVU a 10-point lead.

However, the momentum switched to the Panthers as Dan Hutchins kicked his third field goal of the game with 7:37 left, and quarterback Bill Stull unloaded a 50-yard pass to Jonathan Baldwin with 2:54 remaining to tie the game at 16-16.

Not wanting to drop a third-straight game to the Panthers, Brown led the Mountaineers down the field on the game-winning drive. A one-yard run by Clarke on fourth down set up the field goal by Bitancurt for the victory.

Cornerback Keith Tandy led WVU with 10 tackles, including seven solo stops and an interception. Hogan finished with eight tackles and two pass breakups and Sands had seven tackles, three pass breakups and an interception.

In early December, West Virginia and Rutgers fought through a cold, rainy and snowy game to close out the regular season for both squads.

The Mountaineers marched their first drive down the field in five plays and took the early 7-0 lead a little less than two minutes into the game. After the defense held the Scarlet Knights to a field goal, Clarke scored on a one-yard plunge at the end of the first quarter, and Sidney Glover ran a pick six from 24-yards out, giving WVU a 21-3 lead early in the third quarter.

Rutgers ran the ensuing kickoff 91 yards for a touchdown and then a second field goal cut the West Virginia lead to seven at the end of the third quarter. Bitancurt tacked on a 41-yard field goal halfway through the fourth quarter, giving WVU a 10-point lead, before Rutgers completed a 62-yard pass play 13 seconds later to cut the lead to three, 24-21, but that was as close as the



Scarlet Knights would come.

Thomas intercepted a Tom Savage pass on fourth down with less than three minutes left in the game, before WVU ran out the clock to secure the win. A key play of the drive was a 12-yard run by Brown, who stiff-armed a would-be tackler on third down with just under two minutes left in the contest.

The Mountaineers were jubilant in the locker room as they finished with their ninth win of the season and accepted an invitation by members of the bowl's executive committee to play in the Gator Bowl on Jan. 1.

West Virginia faced an emotional Florida State squad and fan base, who was playing as its legendary coach Bobby Bowden was coaching in his final game.

The Mountaineers jumped out to a 14-3 early lead behind the running of Devine and Brown, silencing the crowd for a while. However, the Seminoles and the crowd roared back, as FSU scored 10 points in each of the second, third and fourth quarters to take command of the game and win the historic event, 33-21.

Devine led the WVU ground game with 168 yards and a touchdown, while Brown ran for 43 yards and a touchdown and Clarke finished with 12 yards and a touchdown. Brown injured his ankle in the second quarter and was out for the remainder of the game. Smith came in relief of Brown and finished the game.

Sands led the Mountaineer defense with 13 tackles, including nine solo stops and two tackles for loss. Williams, in his final game, registered 11 stops, including eight solo stops and a tackle for loss.

The 2009 season will go down as a successful campaign. The Mountaineers won nine games in the post Pat White era, and proved they could remain a fixture among the top teams in the nation for a fifth year in a row.

# 2009 Statistical Totals

Team Statistics	WVU	OPP
<b>SCORING</b> .....	<b>340</b>	<b>282</b>
Points Per Game.....	26.2	21.7
<b>FIRST DOWNS</b> .....	<b>243</b>	<b>219</b>
Rushing.....	122	95
Passing.....	109	112
Penalty.....	12	12
<b>RUSHING YARDAGE</b> .....	<b>2,423</b>	<b>1,647</b>
Yards gained rushing.....	2,827	1,995
Yards lost rushing.....	404	348
Rushing Attempts.....	508	442
Average Per Rush.....	4.8	3.7
Average Per Game.....	186.4	126.7
TDs Rushing.....	29	9
<b>PASSING YARDAGE</b> .....	<b>2,484</b>	<b>2,728</b>
Comp-Att-Int.....	220-347-10	224-423-17
Average Per Pass.....	7.2	6.4
Average Per Catch.....	11.3	12.2
Average Per Game.....	191.1	209.8
TDs Passing.....	12	19
<b>TOTAL OFFENSE</b> .....	<b>4,907</b>	<b>4,375</b>
Total Plays.....	855	865
Average Per Play.....	5.7	5.1
Average Per Game.....	377.5	336.5
<b>KICK RETURNS: #-Yards</b> .....	<b>55-1,209</b>	<b>57-1,380</b>
<b>PUNT RETURNS: #-Yards</b> .....	<b>24-231</b>	<b>28-245</b>
<b>INT RETURNS: #-Yards</b> .....	<b>17-235</b>	<b>10-84</b>
<b>KICK RETURN AVERAGE</b> .....	<b>22.0</b>	<b>24.2</b>
<b>PUNT RETURN AVERAGE</b> .....	<b>9.6</b>	<b>8.8</b>
<b>INT RETURN AVERAGE</b> .....	<b>13.8</b>	<b>8.4</b>
<b>FUMBLES-LOST</b> .....	<b>25-15</b>	<b>14-6</b>
<b>PENALTIES-Yards</b> .....	<b>66-572</b>	<b>72-593</b>
Average Per Game.....	44.0	45.6
<b>PUNTS-Yards</b> .....	<b>64-2,844</b>	<b>66-2,676</b>
Average Per Punt.....	44.4	40.5
Net punt average.....	38.4	34.9
<b>TIME OF POSSESSION/Game</b> ...	<b>30:15</b>	<b>29:45</b>
<b>3RD-DOWN Conversions</b> .....	<b>73/173</b>	<b>63/195</b>
3rd-Down Pct.....	42%	32%
<b>4TH-DOWN Conversions</b> .....	<b>3/12</b>	<b>7/16</b>
4th-Down Pct.....	25%	44%
<b>SACKS BY-Yards</b> .....	<b>29-185</b>	<b>24-209</b>
<b>MISC YARDS</b> .....	<b>0</b>	<b>0</b>
<b>TOUCHDOWNS SCORED</b> .....	<b>43</b>	<b>30</b>
<b>FIELD GOALS-ATTEMPTS</b> .....	<b>13-15</b>	<b>24-35</b>
<b>ON-SIDE KICKS</b> .....	<b>0-1</b>	<b>0-1</b>
<b>RED-ZONE SCORES</b> .....	<b>37-43 86%</b>	<b>31-37 84%</b>
<b>RED-ZONE TOUCHDOWNS</b> ...	<b>30-43 70%</b>	<b>17-37 46%</b>
<b>PAT-ATTEMPTS</b> .....	<b>41-42 98%</b>	<b>28-29 97%</b>
<b>ATTENDANCE</b> .....	<b>401,216</b>	<b>271,562</b>
Games/Avg Per Game.....	7/57,317	5/54,312
Neutral Site Games.....		1/84,129

Date	Opponent	Result	Score	Attend.
S5	LIBERTY	W	33-20	57,950
S12	E. CAROLINA	W	35-20	59,216
S19	at Auburn	L	30-41	87,451
O1	COLORADO	W	35-24	60,055
O10	at Syracuse	W	34-13	40,144
O17	MARSHALL	W	24-7	54,432
O24	CONNECTICUT	W	28-24	58,106
O30	at USF	L	19-30	56,328
N7	LOUISVILLE	W	17-9	55,334
N13	at #5 Cincinnati	L	21-24	35,105
N27	#8 PITT	W	19-16	56,123
D5	at RUTGERS	W	24-21	52,534
J1	vs. Florida State	L	21-33	84,129

\* - BIG EAST Conference Game  
 ^ - 2010 Konica Minolta Gator Bowl

## Scoring By Quarters

	1 <sup>st</sup>	2 <sup>nd</sup>	3 <sup>rd</sup>	4 <sup>th</sup>	Total
West Virginia	110	77	74	79	340
Opponents	67	76	61	78	282

Rushing	GP	Att.	Net	Avg.	TD	Long
DEVINE.....	13	241	1,465	6.1	13	88
BROWN.....	13	117	466	4.0	6	36
CLARKE.....	12	60	250	4.2	8	37
SANDERS.....	13	35	175	5.0	1	19
AUSTIN.....	13	6	47	7.8	1	19
ALSTON.....	5	6	18	3.0	0	8
STARKS.....	12	4	10	2.5	0	13
RODGERS.....	13	7	9	1.3	0	4
SMITH.....	5	17	7	0.4	0	13
WHITE.....	1	3	7	2.3	0	13
TEAM.....	13	12	-31	-2.6	0	0
<b>Total.....</b>	<b>13</b>	<b>508</b>	<b>2,423</b>	<b>4.8</b>	<b>29</b>	<b>88</b>
<b>Opponents.....</b>	<b>13</b>	<b>442</b>	<b>1,647</b>	<b>3.7</b>	<b>9</b>	<b>53</b>

Passing	Cmp-Att-Int	Pct	Yds	TD	Lng
BROWN.....	187-296-9	63.2	2,144	11	58
SMITH.....	32-49-1	65.3	309	1	33
TEAM.....	0-1-0	0.0	0	0	0
STARKS.....	1-1-0	100.0	31	0	31
<b>Total.....</b>	<b>220-347-10</b>	<b>63.4</b>	<b>2484</b>	<b>12</b>	<b>58</b>
<b>Opponents....</b>	<b>224-423-17</b>	<b>53.0</b>	<b>2728</b>	<b>19</b>	<b>88</b>



Receiving	No.	Yds	Avg	TD	Long
SANDERS	72	688	9.6	3	38
ARNETT	43	586	13.6	3	46
STARKS	29	405	14.0	2	58
DEVINE	22	177	8.0	1	20
LYONS	20	263	13.1	0	29
AUSTIN	15	151	10.1	1	58
URBAN	10	117	11.7	1	33
JOHNSON	6	78	13.0	1	33
CLARKE	2	15	7.5	0	9
RODGERS	1	4	4.0	0	4
<b>Total</b>	<b>220</b>	<b>2484</b>	<b>11.3</b>	<b>12</b>	<b>58</b>
<b>Opponents</b>	<b>224</b>	<b>2728</b>	<b>12.2</b>	<b>19</b>	<b>88</b>

Punt Returns	No.	Yds	Avg	TD	Long
SANDERS	17	146	8.6	0	35
HOGAN	7	85	12.1	0	49
<b>Total</b>	<b>24</b>	<b>231</b>	<b>9.6</b>	<b>0</b>	<b>49</b>
<b>Opponents</b>	<b>28</b>	<b>245</b>	<b>8.8</b>	<b>0</b>	<b>38</b>

Field Goals	Att.	1-19	20-29	30-39	40-49	50+	Lg	Blk
BITANCURT	13-15	0-0	2-2	6-7	5-6	0-0	45	0

FG SEQUENCE	West Virginia	Opponents
Liberty	(38),(35),(45),(36)	(32),(49)
ECU	-	(37),23,(23)
at Auburn	(28)	(46),(42)
Colorado	-	40,45,(39),57
at Syracuse	-	-
MARSHALL	(32)	-
CONNECTICUT	42	(38),27,44
at USF	(33)	(30),(26),(44)
LOUISVILLE	(42)	(37),(44),(29)
at Cincinnati	-	34,(38)
PITT	(20),(43),(39),(43)	46,(37),(30)
		53,(36)
Rutgers	(41)	(38),45,(27)
Florida State	33	(26),37,(42)
		(22),(37)

Numbers in (parentheses) indicate field goal was made.

PUNTING	No.	Yds	Avg	Long	TB	FC	I20	Blkd
KOZLOWSKI	64	2,844	44.4	63	7	12	17	0
<b>Total</b>	<b>64</b>	<b>2,844</b>	<b>44.4</b>	<b>63</b>	<b>7</b>	<b>12</b>	<b>17</b>	<b>0</b>
<b>Opponents</b>	<b>66</b>	<b>2,676</b>	<b>40.5</b>	<b>61</b>	<b>7</b>	<b>15</b>	<b>15</b>	<b>1</b>

Scoring	TD	FG	PAT				Pts
			Kick	Rush	Rec	Pas	
DEVINE	14	0-0	0-0	0-0	0-0	0-0	84
BITANCURT	0	13-15	41-42	0-0	0-0	0-0	80
CLARKE	8	0-0	0-0	0-0	0-0	0-0	48
BROWN	6	0-0	0-0	0-0	0-0	0-0	36
SANDERS	4	0-0	0-0	0-0	0-0	0-0	24
AUSTIN	3	0-0	0-0	0-0	0-0	0-0	18
ARNETT	3	0-0	0-0	0-0	0-0	0-0	18
STARKS	2	0-0	0-0	0-0	0-0	0-0	12
JOHNSON	1	0-0	0-0	0-0	0-0	0-0	6
GLOVER	1	0-0	0-0	0-0	0-0	0-0	6
URBAN	1	0-0	0-0	0-0	0-0	0-0	6
MILLER	0	0-0	0-0	0-0	0-0	0-0	2
KASH	0	0-0	0-0	0-1	0-0	0-0	0
<b>Total</b>	<b>43</b>	<b>13-15</b>	<b>41-42</b>	<b>0-1</b>	<b>0-0</b>	<b>0-0</b>	<b>340</b>
<b>Opponents</b>	<b>30</b>	<b>24-35</b>	<b>28-29</b>	<b>1-1</b>	<b>0-0</b>	<b>0-0</b>	<b>282</b>

Kick Returns	No.	Yds	Avg	TD	Long
RODGERS	27	619	22.9	0	51
AUSTIN	17	426	25.1	1	98
DEVINE	5	100	20.0	0	26
KOVATCH	2	20	10.0	0	12
GOULBOURNE	1	8	8.0	0	8
HOGAN	1	0	0.0	0	0
SANDERS	1	28	28.0	0	28
URBAN	1	8	8.0	0	8
<b>Total</b>	<b>55</b>	<b>1,209</b>	<b>22.0</b>	<b>1</b>	<b>98</b>
<b>Opponents</b>	<b>57</b>	<b>1,380</b>	<b>24.2</b>	<b>1</b>	<b>91</b>

Fumble Returns	No.	Yds	Avg	TD	Long
<b>Total</b>	<b>0</b>	<b>0</b>	<b>0.0</b>	<b>0</b>	<b>0</b>
<b>Opponents</b>	<b>1</b>	<b>18</b>	<b>18.0</b>	<b>0</b>	<b>18</b>

Interceptions	No.	Yds	Avg	TD	Long
SANDS	5	9	1.8	0	9
TANDY	3	7	2.3	0	6
GLOVER	2	44	22.0	1	24
THOMAS	2	29	14.5	0	19
TAYLOR	1	8	8.0	0	8
GOULBOURNE	1	13	13.0	0	13
HOGAN	1	17	17.0	0	17
NEILD	1	1	1.0	0	1
RICHARDSON	1	54	54.0	0	46
<b>Total</b>	<b>17</b>	<b>235</b>	<b>13.8</b>	<b>1</b>	<b>53</b>
<b>Opponents</b>	<b>10</b>	<b>84</b>	<b>8.4</b>	<b>1</b>	<b>22</b>

Total Offense	Plays	Rush/Pass	Total	Avg.
BROWN	413	466/2,144	2,610	200.8
DEVINE	241	1,465/0	1,465	112.7
SMITH	66	7/309	316	63.2
CLARKE	60	250/0	250	20.8
SANDERS	35	175/0	175	13.5
AUSTIN	6	47/0	47	3.6
STARKS	5	10/31	41	3.4
ALSTON	6	18/0	18	3.6
RODGERS	7	9/0	9	0.7
WHITE	3	7/0	7	7.0
TEAM	13	-31/0	-31	-2.4
<b>Total</b>	<b>855</b>	<b>2,423/2,484</b>	<b>4,907</b>	<b>377.5</b>
<b>Opponents</b>	<b>865</b>	<b>1,647/2,728</b>	<b>4,375</b>	<b>336.5</b>

All-Purpose	Rush/Rec	PR/KR/IR	Total	Avg.
DEVINE	1,465/177	0/100/0	1,742	134.0
SANDERS	175/688	146/28/0	1,037	79.8
RODGERS	9/4	0/619/0	632	48.6
AUSTIN	47/151	0/426/0	624	48.0
ARNETT	0/586	0/0/0	586	45.1
BROWN	466/0	0/0/0	466	35.8
STARKS	10/405	0/0/0	415	34.6
CLARKE	250/15	0/0/0	265	22.1
LYONS	0/263	0/0/0	263	20.2
URBAN	0/117	0/8/0	125	9.6
HOGAN	0/0	85/0/17	102	7.8
JOHNSON	0/78	0/0/0	78	6.0
RICHARDSON	0/0	0/0/54	54	4.2
LAZEAR	0/0	0/0/53	53	4.1
GLOVER	0/0	0/0/44	44	3.7
THOMAS	0/0	0/0/29	29	2.2
GOULBOURNE	0/0	0/8/13	21	1.6
KOVATCH	0/0	0/20/0	20	1.5
ALSTON	18/0	0/0/0	18	3.6
SANDS	0/0	0/0/9	9	0.7
TAYLOR	0/0	0/0/8	8	0.7
WHITE	7/0	0/0/0	7	7.0
TANDY	0/0	0/0/7	7	0.5
SMITH	7/0	0/0/0	7	1.4
NEILD	0/0	0/0/1	1	0.1
TEAM	-31/0	0/0/0	-31	-2.4
<b>Total</b>	<b>2,423/2,484</b>	<b>231/1,209/235</b>	<b>6,582</b>	<b>506.3</b>
<b>Opponents</b>	<b>1,647/2,728</b>	<b>245/1,380/84</b>	<b>6,084</b>	<b>468.0</b>

KICKOFFS	No.	Yds	Avg	TB	OB	Retn	Net	YdLn
LIDER	48	2,668	55.6	1	3			
BITANCURT	19	1,131	59.5	3	1			
<b>Total</b>	<b>67</b>	<b>3,799</b>	<b>56.7</b>	<b>4</b>	<b>4</b>	<b>1,380</b>	<b>34.9</b>	<b>35</b>
<b>Opponents</b>	<b>67</b>	<b>4,110</b>	<b>61.3</b>	<b>10</b>	<b>2</b>	<b>1,209</b>	<b>40.3</b>	<b>29</b>

Defense	UT	AT	TT	TFL/Yds	Sack	PD	FR	FF	Blk
LAZEAR	37	41	78	6/20	1/6	0	0	1	0
THOMAS	34	42	76	7/16	0.5/1	5	1	0	0
HOGAN	46	28	74	2/2	0	11	1	0	0
WILLIAMS	30	38	68	6/24	2/17	7	0	1	0
SANDS	37	28	65	3.5/10	5/9	8	1	0	0
TANDY	43	18	61	4/12	3/7	4	1	0	0
GLOVER	39	21	60	7/29	1.5/8	4	1	1	0
MILLER	30	23	53	14/69	9/61	3	1	1	0
SOWERS	29	14	43	5.5/16	0	2	0	1	0
NEILD	13	22	35	2/2	0	1	0	0	0
RICHARDSON	16	8	24	0	0	1	0	0	1
TAYLOR	11	12	23	3.5/12	2/9	0	0	0	0
LEONARD	13	10	23	3/7	1/3	0	0	0	0
ALLEN	13	9	22	3/18	0	1	0	0	0
GOULBOURNE	8	12	20	5.5/35	5.5/35	3	0	0	0
SMITH	8	9	17	0	0	1	0	0	0
BERRY	8	7	15	2.5/15	1/7	0	0	0	0
WOOD	7	6	13	0	0	0	0	0	0
GOODE	6	5	11	0	0	2	0	0	0
WRIGHT	8	2	10	2/4	1/2	0	0	0	0
GARVIN	3	7	10	0	0	0	0	0	0
COOPER	5	5	10	3.5/29	3.5/29	0	0	1	0
DAVIS	3	5	8	0	0	0	0	0	0
CLARKE	3	3	6	0	0	0	0	0	0
LINDAMOOD	4	1	5	0	0	0	0	0	0
ROBERTS	0	5	5	0	0	0	0	0	0
HALE	2	3	5	0	0	0	0	0	0
RODGERS	3	1	4	0	0	0	0	1	0
NUTTER	0	3	3	0	0	0	0	0	0
DERVIL	1	2	3	0	0	0	0	0	0
SMITH	1	2	3	0	0	0	0	0	0
LIDER	1	2	3	0	0	0	0	0	0
FORD	0	3	3	0	0	0	0	0	0
MILLER	2	0	2	0	0	1	0	0	0
AUSTIN	2	0	2	0	0	0	0	0	0
ANDERSON	1	1	2	0	0	0	0	0	0
KOZLOWSKI	1	0	1	0	0	0	0	0	0
TEAM	1	0	1	0	0	0	1	0	0
LAGEMAN	1	0	1	1/7	1/7	0	0	1	0
BARCLAY	1	0	1	0	0	0	0	0	0
KOVATCH	1	0	1	0	0	0	0	0	0
URBAN	1	0	1	0	0	0	0	0	0
BITANCURT	1	0	1	0	0	0	0	0	0
ARNETT	1	0	1	0	0	0	0	0	0
SANDERS	1	0	1	0	0	0	0	0	0
DEVINE	1	0	1	0	0	0	0	0	0
<b>Total</b>	<b>--</b>	<b>--</b>	<b>--</b>	<b>81/327</b>	<b>29/185</b>	<b>55</b>	<b>6</b>	<b>8</b>	<b>1</b>
<b>Opponents</b>	<b>--</b>	<b>--</b>	<b>--</b>	<b>24/209</b>	<b>10/84</b>	<b>24</b>	<b>15</b>	<b>12</b>	<b>0</b>

---

**WEST VIRGINIA**



**Professional  
Football  
1920-2009**



# WVU Players In The Draft

Player	Round	Team
<b>1936 ...</b>		
Joe Stydahar .....	1st .....	Chicago Bears
<b>1937 ...</b>		
Herb Barna .....	7th .....	Philadelphia Eagles
<b>1938 ...</b>		
Kelly Moan .....	5th .....	New York Giants
<b>1939 ...</b>		
Alex Atty .....	18th .....	Cleveland Browns
<b>1940 ...</b>		
Harry Clarke .....	11th .....	Chicago Bears
Mike Gussie .....	13th .....	Brooklyn
<b>1941 ...</b>		
John Shonk .....	17th .....	Philadelphia Eagles
<b>1943 ...</b>		
Vic Peelish .....	17th .....	Detroit Lions
Quentin Barnette .....	19th .....	Brooklyn
<b>1944 ...</b>		
Eddie Kulakowski .....	19th .....	Philadelphia Eagles
Dick McElwee .....	28th .....	Detroit Lions
<b>1945 ...</b>		
Leo Benjamin .....	27th .....	Philadelphia Eagles
<b>1946 ...</b>		
Russ Lopez .....	17th .....	Pittsburgh Steelers
<b>1948 ...</b>		
Tom Keene .....	2nd .....	Los Angeles Rams/NFL
Gene Corum .....	9th .....	Chicago Cardinals/NFL
Jim Walthall .....	11th .....	Philadelphia/NFL
Jim Walthall .....	16th .....	Buffalo/AAFC
Gene Corum .....	26th .....	Chicago Rockets/AAFC
<b>1950 ...</b>		
Pete Zinach .....	9th .....	San Francisco 49ers
Fred Stuvek .....	11th .....	Los Angeles Rams
Jack Morton .....	13th .....	New York Bulldogs
Dave Stephenson .....	15th .....	Los Angeles Rams
<b>1951 ...</b>		
Jack Bove .....	19th .....	Philadelphia Eagles
Frank Kazmierski .....	26th .....	Detroit Lions
<b>1952 ...</b>		
Paul Bischoff .....	15th .....	New York Giants
<b>1953 ...</b>		
Bob Orders .....	13th .....	Green Bay Packers
<b>1954 ...</b>		
Tommy Allman .....	4th .....	Green Bay Packers
Bill Marker .....	8th .....	Washington Redskins
Ralph Starkey .....	8th .....	New York Giants
Ben Dunkerly .....	12th .....	Washington Redskins
Jerry Cooper .....	21st .....	Los Angeles Rams
Bill Jarrett .....	24th .....	Chicago Bears
Ed Brookman .....	24th .....	Los Angeles Rams
Jack Stone .....	29th .....	Philadelphia Eagles
<b>1955 ...</b>		
Gene Lamone .....	5th .....	Philadelphia Eagles
Bill Hillen .....	11th .....	New York Giants
Clyde Sweeney .....	18th .....	Los Angeles Rams
Chuck Donaldson .....	23rd .....	Washington Redskins

Player	Round	Team
<b>1956 ...</b>		
Joe Marconi .....	1st .....	Los Angeles Rams
Bruce Bosley .....	2nd .....	San Francisco 49ers
Sam Huff .....	3rd .....	New York Giants
Fred Wyant .....	3rd .....	Washington Redskins
Bobby Moss .....	4th .....	Cleveland Browns
Bill Underdonk .....	11th .....	Cleveland Browns
<b>1957 ...</b>		
Tony Hosek .....	15th .....	Chicago Bears
Joe Kopnisky .....	21st .....	Chicago Cardinals
Ron Klim .....	24th .....	Chicago Cardinals
Bill Trozzo .....	29th .....	Cleveland Browns
<b>1958 ...</b>		
Chuck Howley .....	1st .....	Chicago Bears
Larry Krutko .....	2nd .....	Pittsburgh Steelers
Joe Nicely .....	3rd .....	Baltimore Colts
Mickey Trimarki .....	13th .....	Philadelphia Eagles
Bill Chancey .....	19th .....	Chicago Bears
<b>1959 ...</b>		
Dick Guessman .....	6th .....	Detroit Lions
Bill Lopasky .....	13th .....	San Francisco 49ers
Mel Reight .....	21st .....	Washington Redskins
Glenn Shamblin .....	22nd .....	Chicago Cardinals
<b>1960 ...</b>		
Ray Peterson .....	14th .....	Philadelphia Eagles
Ray Peterson .....		Buffalo Bills (AFL)
Bill Lopasky .....		Los Angeles Chargers
<b>1962 ...</b>		
Bill Winter .....	6th .....	San Francisco 49ers
Bill Winter .....	12th .....	New York Titans (AFL)
<b>1963 ...</b>		
Tom Woodeshick .....	4th .....	Buffalo Bills (AFL)
Gene Heeter .....	8th .....	San Diego Chargers
Tom Woodeshick .....	8th .....	Philadelphia Eagles
Jim Moss .....	13th .....	New York Giants
Jim Moss .....	16th .....	Oakland Raiders (AFL)
Steve Berzansky .....	19th .....	Baltimore Colts
Steve Berzansky .....	28th .....	San Diego Chargers (AFL)
<b>1964 ...</b>		
Pete Goimarac .....	5th .....	San Diego Chargers (AFL)
Pete Goimarac .....	7th .....	Philadelphia Eagles
Glenn Holton .....	10th .....	Detroit Lions
<b>1965 ...</b>		
Joe Pabian .....	15th .....	San Francisco 49ers
<b>1966 ...</b>		
Dick Leftridge .....	1st .....	Pittsburgh Steelers
Dick Leftridge .....	4th .....	Miami Dolphins (AFL)
Bob Dunlevy .....	6th .....	Dallas Cowboys
Bill Sullivan .....	15th .....	Detroit Lions
Bob Dunlevy .....	19th .....	Kansas City Chiefs (AFL)
<b>1968 ...</b>		
Garrett Ford .....	3rd .....	Denver Broncos
John Mallory .....	10th .....	Philadelphia Eagles
Ron Williams .....	14th .....	Dallas Cowboys
Dan Williamson .....	14th .....	Philadelphia Eagles

Player	Round	Team	Player	Round	Team
<b>1970 ...</b>			<b>1990 ...</b>		
Carl Crennel .....	9th .....	Pittsburgh Steelers	Renaldo Turnbull .....	1st .....	New Orleans Saints
<b>1971 ...</b>			Reggie Rember .....	2nd .....	New York Jets
Jim Braxton .....	3rd .....	Buffalo Bills	Mike Fox .....	2nd .....	New York Giants
Dale Farley .....	3rd .....	Miami Dolphins	Basil Proctor .....	7th .....	New York Jets
Bob Gresham .....	8th .....	New Orleans Saints	Jack Linn .....	9th .....	Detroit Lions
<b>1972 ...</b>			Lonnie Brockman .....	9th .....	New Orleans Saints
Leon Jenkins .....	16th .....	Detroit Lions	Major Harris .....	12th .....	Los Angeles Raiders
<b>1973 ...</b>			<b>1992 ...</b>		
Ed Williams .....	14th .....	Baltimore Colts	Jim Gray .....	7th .....	New England Patriots
<b>1975 ...</b>			Steve Grant .....	10th .....	Indianapolis Colts
Danny Buggs .....	3rd .....	New York Giants	<b>1993 ...</b>		
John Adams .....	8th .....	St. Louis Cardinals	Mike Compton .....	3rd .....	Detroit Lions
Charles Miller .....	8th .....	Cleveland Browns	Adrian Murrell .....	5th .....	New York Jets
Marshall Mills .....	10th .....	Atlanta Falcons	<b>1994 ...</b>		
Jeff Merrow .....	11th .....	Atlanta Falcons	Rich Braham .....	3rd .....	Arizona Cardinals
Kerry Marbury .....	16th .....	New England Patriots	Jay Kearney .....	6th .....	Green Bay Packers
<b>1976 ...</b>			Darren Studstill .....	6th .....	Dallas Cowboys
Ron Lee .....	3rd .....	Baltimore Colts	<b>1995 ...</b>		
Artie Owens .....	4th .....	San Diego Chargers	Todd Sauerbrun .....	2nd .....	Chicago Bears
Charles Braswell .....	8th .....	Detroit Lions	<b>1996 ...</b>		
Al Gluchoski .....	14th .....	New York Jets	Aaron Beasley .....	3rd .....	Jacksonville Jaguars
Rich Lukowski .....	17th .....	Minnesota Vikings	John Browning .....	3rd .....	Kansas City Chiefs
Scott MacDonald .....	17th .....	New Orleans Saints	Kantroy Barber .....	4th .....	New England Patriots
<b>1978 ...</b>			Lovett Purnell .....	7th .....	New England Patriots
Tom Pridemore .....	9th .....	Atlanta Falcons	<b>1997 ...</b>		
Dave Riley .....	11th .....	New Orleans Saints	Mike Logan .....	2nd .....	Jacksonville Jaguars
<b>1981 ...</b>			Canute Curtis .....	6th .....	Cincinnati Bengals
Delbert Fowler .....	5th .....	Houston Oilers	<b>1998 ...</b>		
Fulton Walker .....	6th .....	Miami Dolphins	Henry Slay .....	7th .....	Atlanta Falcons
Robert Alexander .....	10th .....	Los Angeles Rams	<b>1999 ...</b>		
<b>1982 ...</b>			Charles Fisher .....	2nd .....	Cincinnati Bengals
Oliver Luck .....	2nd .....	Houston Oilers	Solomon Page .....	2nd .....	Dallas Cowboys
<b>1983 ...</b>			John Thornton .....	2nd .....	Tennessee Titans
Darryl Talley .....	2nd .....	Buffalo Bills	Gary Stills .....	3rd .....	Kansas City Chiefs
Mark Raugh .....	11th .....	Pittsburgh Steelers	Amos Zereoue .....	3rd .....	Pittsburgh Steelers
<b>1984 ...</b>			Kevin Landolt .....	4th .....	Jacksonville Jaguars
Jeff Hostetler .....	3rd .....	New York Giants	<b>2000 ...</b>		
Rich Hollins .....	9th .....	Detroit Lions	Anthony Becht .....	1st .....	New York Jets
Steve Hathaway .....	12th .....	Indianapolis Colts	Jerry Porter .....	2nd .....	Oakland Raiders
<b>1985 ...</b>			Barrett Green .....	2nd .....	Detroit Lions
Ron Wolfley .....	4th .....	St. Louis Cardinals	Marc Bulger .....	6th .....	New Orleans Saints
Willie Drewrey .....	11th .....	Houston Oilers	<b>2003 ...</b>		
Paul Woodside .....	12th .....	Buffalo Bills	Lance Nimmo .....	4th .....	Tampa Bay Buccaneers
<b>1986 ...</b>			James Davis .....	5th .....	Detroit Lions
Brian Jozwiak .....	1st .....	Kansas City Chiefs	<b>2004 ...</b>		
Fred Smalls .....	7th .....	San Diego Chargers	Quincy Wilson .....	7th .....	Atlanta Falcons
Derek Christian .....	12th .....	Buffalo Bills	<b>2005 ...</b>		
<b>1987 ...</b>			Adam Jones .....	1st .....	Tennessee Titans
John Holifield .....	12th .....	Cincinnati Bengals	Chris Henry .....	3rd .....	Cincinnati Bengals
<b>1988 ...</b>			Rasheed Marshall .....	5th .....	San Francisco 49ers
David Grant .....	4th .....	Cincinnati Bengals	<b>2007 ...</b>		
<b>1989 ...</b>			Dee McCann .....	6th .....	Detroit Lions
Bo Orlando .....	6th .....	Houston Oilers	<b>2008 ...</b>		
Craig Taylor .....	6th .....	Cincinnati Bengals	Steve Slaton .....	3rd .....	Houston Texans
Undra Johnson .....	7th .....	Atlanta Falcons	Owen Schmitt .....	5th .....	Seattle Seahawks
Chris Parker .....	8th .....	Detroit Lions	Ryan Mundy .....	6th .....	Pittsburgh Steelers
Anthony Brown .....	8th .....	New York Jets	<b>2009 ...</b>		
Alvoid Mays .....	8th .....	Houston Oilers	Pat White .....	2nd .....	Miami Dolphins
Pat Marlatt .....	9th .....	New York Jets	Ellis Lankster .....	7th .....	Buffalo Bills
Brian Smider .....	11th .....	Houston Oilers	Pat McAfee .....	7th .....	Indianapolis Colts

# WVU Players In The Pro Ranks

1 9 2 0 - 2 0 0 9

Name (Years Lettered at WVU)		Name (Years Lettered at WVU)	
Team/League	Years	Team/League	Years
Alexander, Robert (77-78-79-80)		Dallas Desperados (AFL)	2002-03
Los Angeles Rams (NFL)	1981-83	Austin Wranglers (AFL)	2004-06
Los Angeles Express (USFL)	1985	Tampa Bay Storm (AFL)	2007-08
Anderson, William (43)		Brown, Anthony (87-88)	
Boston Yanks (NFL)	1945	New York Jets (NFL)	1989-92
Atty, Alexander (36-37-38)		Brown, Antonio (98-99-2000-01)	
New York Giants (NFL)	1948	Buffalo Bills (NFL)	2003
Bailey, Russell (15-16-17-19)		Washington Redskins (NFL)	2004-05
Akron Pros (APFA)	1920-21	Brown, Tim (92-93)	
Baisi, Albert (37-38-39)		Anaheim Piranhas (AFL)	1997
Chicago Bears (NFL)	1940-41,46	Albany Firebirds (AFL)	1998-2000
Philadelphia Eagles (NFL)	1947	Chicago Rush (AFL)	2001
Baker, Mike (90-91-93)		Browning, John (93-94-95)	
St. Louis Stampede (AFL)	1996	Kansas City Chiefs (NFL)	1996-2005
Albany Firebirds (AFL)	1997	Bruder, Woodruff (24)	
Grand Rapids Rampage (AFL)	1998-2002	Buffalo Bisons (NFL)	1925
Barber, Kantroy (94-95)		Frankford Yellowjackets (NFL)	1925-26
New England Patriots (NFL)	1996	Buggs, Danny (72-73-74)	
Carolina Panthers (NFL)	1997	New York Giants (NFL)	1975-76
Miami Dolphins (NFL)	1998-99	Washington Redskins (NFL)	1976-79
Barnum, Pete (22-23-25-26)		Edmonton Eskimos (CFL)	1980
Columbus Tigers (NFL)	1926	Tampa Bay Bandits (USFL)	1983
Barrows, Scott (82-83-84)		San Antonio Gunslingers (USFL)	1984-85
Detroit Lions (NFL)	1986-87	Bulger, Marc (96-97-98-99)	
Baumann, Charlie (85-86-87-88)		St. Louis Rams (NFL)	2001-09
Orlando Thunder (WLAFL)	1991	Bumgardner, Rex (46-47)	
Miami Dolphins (NFL)	1991	Buffalo Bills (AAFC)	1948-49
New England Patriots (NFL)	1991-92	Cleveland Browns (NFL)	1950-52
Orlando Predators (AFL)	1996-97	Burke, Mark (73-74-75)	
Beasley, Aaron (92-93-94-95)		Philadelphia Eagles (NFL)	1976
Jacksonville Jaguars (NFL)	1996-2001	Campbell, Todd (79-80-81-82)	
New York Jets (NFL)	2002-03	Arizona Wranglers (USFL)	1983
Atlanta Falcons (NFL)	2004	Carliss, John (38-39-40)	
Becht, Anthony (96-97-98-99)		Richmond Rebels (DFL)	1941
New York Jets (NFL)	2000-04	Clarke, Harry (37-38-39)	
Tampa Bay Buccaneers (NFL)	2005-07	Chicago Bears (NFL)	1940-43
St. Louis Rams (NFL)	2008	San Diego Bombers (PCFL)	1945
Arizona Cardinals (NFL)	2009	Los Angeles Dons (AAFC)	1946-48
Beck, Carl (20)		Chicago Rockets (AAFC)	1948
Buffalo All-Americans (APFA)	1921	Cobourne, Avon (99-2000-01C-02C)	
Bell, Grantis (85-86-87-88)		Detroit Lions (NFL)	2003
Orlando Thunder (WLAFL)	1992	Cologne Centurions (NFLE)	2004
Detroit Drive (AFL)	1993	Montreal Alouettes (CFL)	2006-09
Massachusetts Marauders (AFL)	1994	Collins, Mike (90-91-92-93C)	
Tampa Bay Storm (AFL)	1994	St. Louis Stampede AFL	1995
Bischoff, Paul (50-51-52)		Compton, Mike (89-90-91-92)	
Hamilton Tiger-Cats (CFL)	1955	Detroit Lions (NFL)	1993-2000
Bosley, Bruce (52-53-54-55)		New England Patriots (NFL)	2001-03
San Francisco 49ers (NFL)	1956-68	Jacksonville Jaguars (NFL)	2004
Atlanta Falcons (NFL)	1969	Crennel, Carl (67-68-69)	
Bove, John (48-49-50)		Pittsburgh Steelers (NFL)	1970
Ottawa Rough Riders (CFL)	1951-53,55, 58-59	Winnipeg Blue Bombers (CFL)	1971
Braham, Rich (90-91-92-93)		Montreal Alouettes (CFL)	1972-79
Arizona Cardinals (NFL)	1994	Edmonton Eskimos (CFL)	1979
Cincinnati Bengals (NFL)	1994-2006	Hamilton Tiger-Cats (CFL)	1980
Braxton, Jim (68-69-70)		Saskatchewan Roughriders (CFL)	1981
Buffalo Bills (NFL)	1971-78	Curtis, Canute (93-94-95-96)	
Miami Dolphins (NFL)	1978	Cincinnati Bengals (NFL)	1997-2002
Brewster, Walter (27-28)		Curtis, Travis (83-84-85-86)	
Buffalo Bisons (NFL)	1929	St. Louis Cardinals (NFL)	1987
Briggs, Tom (91-92)		Phoenix Cardinals (NFL)	1988
Anaheim Piranhas (AFL)	1997	Minnesota Vikings (NFL)	1989
Portland Forest Dragons (AFL)	1997-99	New York Jets (NFL)	1990
Oklahoma Wranglers (AFL)	2000-01	Barcelona Dragons (WLAFL)	1992



Name (Years Lettered at WVU)	Team/League	Years
Davis, Carl (22-23-24-25)	Newark Bears (AFL)	1926
	Frankford Yellowjackets (NFL)	1927
Davis, James (99-2000-01-02C)	Detroit Lions (NFL)	2003-05
Davis, Jason (1999-2000-01-02)	Berlin Thunder (NFLE)	2006
De Groh, Eric (95-96-97-98)	Tampa Bay Buccaneers (NFL)	1999
Doggette, Cecil (90-91)	Detroit Drive (AFL)	1993
	Arizona Rattlers (AFL)	1995, 97-2002
	Grand Rapids Rampage (AFL)	2003-05
	Columbus Destroyers (AFL)	2006
Dolly, Richard (37-38-39)	Pittsburgh Steelers (NFL)	1941,45
Drewrey, Willie (81-82-83-84)	Houston Oilers (NFL)	1985-88
	Tampa Bay Buccaneers (NFL)	1989-92
	Houston Oilers (NFL)	1993
Durrette, Mike (80-81)	Los Angeles Express (USFL)	1983-85
	San Francisco 49ers (NFL)	1986-87
Easley, Walter (76-77-79-80)	San Francisco 49ers (NFL)	1981-82
	Chicago Blitz (USFL)	1983
	Pittsburgh Maulers (USFL)	1984
Eckberg, Gustavus (22-23-24)	Cleveland Bulldogs (NFL)	1925
Edmonds, Chris (1997-98-99-2000)	Cincinnati Bengals (NFL)	2002-03
Eller, Charlie (36-37-38)	Newark Bears (AA)	1939-41
Emanuel, Charles (93-94-95-96)	Minnesota Vikings (NFL)	1997
	Philadelphia Eagles (NFL)	1997
	Rhein Fire (NFLE)	1999
Estrada, Angel (2002-03)	Ohio Valley Greyhounds (NIFL)	2004
	New York Dragons (AFL)	2005-08
Farley, Dale (68-69-70)	Miami Dolphins (NFL)	1971
	Buffalo Bills (NFL)	1972-73
	Toronto Argonauts (CFL)	1974
Fisher, Charles (95-96-97-98)	Cincinnati Bengals (NFL)	1999-2000
Ford, Garrett (65-66-67)	Denver Broncos (AFL)	1968
Foreman, Shawn (95-96-97-98)	Oklahoma Wranglers (AFL)	2001
	Dallas Desperados (AFL)	2002
Fowler, Delbert (77-78-79-80)	Montreal Alouettes (CFL)	1982-83
	Winnipeg Blue Bombers (CFL)	1984, 86-89
Fowlkes, Dennis (79-80-81-82)	Minnesota Vikings (NFL)	1983-85
Fox, Mike (86-87-88-89)	New York Giants (NFL)	1990-94
	Carolina Panthers (NFL)	1995-98
Frazier, Lance (2000-01-02-03C)	Dallas Cowboys (NFL)	2004
	Cologne Centurions (NFLE)	2006
	Saskatchewan Rough Riders (CFL)	2007-08
Fryer, Kenneth (40-43)	Newport News (DFL)	1941
	Brooklyn Tigers (NFL)	1944
Gilliam, Rick (97-98-99-2000)	Indiana Firebirds (AFL)	2002

Name (Years Lettered at WVU)	Team/League	Years
Gist, Andre (80-81-82)	Tampa Bay Bandits (USFL)	1983
Goodman, Henry (40-41)	Detroit Lions (NFL)	1942
Goodwin, Charles Tod (32-33-34)	New York Giants (NFL)	1935-36
	Wilmington Clippers (DFL)	1937
	Wilmington Clippers (AA)	1938-40
Graham, Frederick (21-22-23-24)	Frankford Yellowjackets (NFL)	1926
	Providence Steam Rollers (AFL)	1926
Grant, David (84-85-86-87)	Cincinnati Bengals (NFL)	1988-92
	Tampa Bay Buccaneers (NFL)	1992
	Green Bay Packers (NFL)	1993
Grant, Stephen (88-89-90-91)	Indianapolis Colts (NFL)	1992-97
Green, Anthony (96-97-98-99)	New York Giants (NFL)	2001
Green, Barrett (96-97-98-99)	Detroit Lions (NFL)	2000-03
	New York Giants (NFL)	2004-05
Gresham, Bob (68-69-70)	New Orleans Saints (NFL)	1971-72
	Houston Oilers (NFL)	1973-74
	New York Jets (AFL)	1975-76
Guseman, Richard (56-57-58)	New York Titans (AFL)	1960-62
	New York Jets (AFL)	1963
	Denver Broncos (AFL)	1964
Gussie, Michael (37-38-39)	Brooklyn Dodgers (NFL)	1940
Haering, Chris (86-87-88-89)	New York/New Jersey Knights (WLAF)	1991
Hagberg, Rudolph (27-28)	Buffalo Bisons (NFL)	1929
	Brooklyn Dodgers (NFL)	1930
Harris, Chuck (81)	Denver Dynamite (AFL)	1987
	Los Angeles Cobras (AFL)	1988
	Maryland Commandos (AFL)	1989
	Washington Commandos (AFL)	1990
	Albany Firebirds (AFL)	1991
	Chicago Bears (NFL%)	1987
Harris, Kay-Jay (2004-05)	St. Louis Rams (NFL)	2006-07
	New York Giants (NFL)	2008
Harris, Harry (17)	Akron Pros (APFA)	1920
Harris, Major (87-88-89)	British Columbia Lions (CFL)	1990
	Columbus Thunderbolts (AFL)	1991
	Cleveland Thunderbolts (AFL)	1992
Hathaway, Steve (81-82-83)	Indianapolis Colts (NFL)	1984
Hedrick, Olan (35-36-37)	Newark Bears (AA)	1939
Heeter, Eugene (60-61-62)	New York Jets (AFL)	1963-65
Henry, Chris (2003-04)	Cincinnati Bengals (NFL)	2005-09
Herock, Kenneth (60-61-62)	Oakland Raiders (AFL)	1963-67
	Cincinnati Bengals (AFL)	1968
	Boston Patriots (AFL)	1969
Hill, Ed (90-91-92-93)	St. Louis Stampede (AFL)	1995-96
	Milwaukee Mustangs (AFL)	1997

Name (Years Lettered at WVU)	Team/League	Years
Holifield, John (84-85-86)	Cincinnati Bengals (NFL)	1989
Holmes, Jerry (78-79)	New York Jets (NFL)	1980-83
	Pittsburgh Maulers (USFL)	1984
	New Jersey Generals (USFL)	1985
	New York Jets (NFL)	1986-87
	Detroit Lions (NFL)	1988-89
	Green Bay Packers (NFL)	1990-91
Hostetler, Jeff (82-83)	New York Giants (NFL)	1984-92
	Oakland Raiders (NFL)	1993-96
	Washington Redskins (NFL)	1997-98
Howley, Chuck (55-56-57)	Chicago Bears (NFL)	1958-59
	Dallas Cowboys (NFL)	1961-73
Huff, Sam (52-53-54-55)#	New York Giants (NFL)	1956-63
	Washington Redskins (NFL)	1964-67,69
Hunter, Ernest (2002-03-04-05)	Wilkes-Barre/Scranton Pioneers (AFL2)	2007
	Los Angeles Avengers (AFL)	2008
Igono, David (2005)	Central Valley Coyotes (AFL2)	2008
Ivy, Khorl (1997-98-99-2000C)	Barcelona Dragons (NFLE)	2002
	Los Angeles Avengers (AFL)	2005
Ivy, Mortty (2005-06-07-08)	Carolina Panthers (NFL)	2009
Jenkins, Leon (69-70-71)	Detroit Lions (NFL)	1972
	Shreveport Steamers (WFL)	1975
Jett, James (89-90-91-92)	Oakland Raiders (NFL)	1993-2002
Johnson, Undra (85-86-87-88)	Atlanta Falcons (NFL)	1989
	San Antonio Riders (WLAFL)	1991
Johnston, Chad (94-95-96)	Orlando Predators (AFL)	1998
Jones, Adam (2002-03-04)	Tennessee Titans (NFL)	2005-06
	Dallas Cowboys (NFL)	2008
Jones, Greg (88-90)	London Monarchs (WFL)	1992
Jozwiak, Brian (83-84-85-86)	Kansas City Chiefs (NFL)	1986-88
Karr, William (30-31-32)	Chicago Bears (NFL)	1933-38
Keane, Thomas (46-47)	Los Angeles Rams (NFL)	1948-51
	Dallas, Texans (NFL)	1952
	Baltimore Colts (NFL)	1953-54
	Chicago Cardinals (NFL)	1955
Kelchner, Jake (92-93)	Las Vegas Posse (CFL)	1994
	Tampa Bay Storm (AFL)	1995
	Milwaukee Mustangs (AFL)	1996
	Florida Bobcats (AFL)	1996-97
	Grand Rapids Rampage (AFL)	1998
Kidd, Harold (91-92-93-94)	Orlando Predators (AFL)	1996
Kimble, Frank (41)	Pittsburgh Steelers (NFL)	1945
King, Andrew (15-16-17-19)	Akron Pros (APFA)	1920-22
	Milwaukee Badgers (NFL)	1922
	Chicago Cardinals (NFL)	1923-24
	Hammond Pros (NFL)	1925

Name (Years Lettered at WVU)	Team/League	Years
Krutko, Lawrence (55-56-57)	Pittsburgh Steelers (NFL)	1958-60
Lake, Antwan (98-99-2000-01)	Detroit Lions (NFL)	2002
	Atlanta Falcons (NFL)	2004-05
	New Orleans Saints (NFL)	2006-08
Lambert, Gordon (64-65)	Denver Broncos (AFL)	1968-69
Landolt, Kevin (95-96-97-98)	Jacksonville Jaguars (NFL)	1999
Lankster, Ellis (2007-08)	Buffalo Bills (NFL)	2009
Lee, Ron (72-74-75)	Baltimore Colts (NFL)	1976-78
Leftridge, Dick (63-64-65)	Pittsburgh Steelers (NFL)	1966
Lester, Ray (48)	Patterson Panthers (AFL)	1949
Linn, Jack (86-87-88-89)	Indianapolis Colts (NFL)	1991
	Detroit Lions (NFL)	1992-93
	Cincinnati Bengals (NFL)	1993
Logan, Mike (93-94-95-96)	Jacksonville Jaguars (NFL)	1997-2000
	Pittsburgh Steelers (NFL)	2001-06
Lopasky, William (58-59)	San Francisco 49ers (NFL)	1961
Lucas, Jeff (83-84-85-86)	Pittsburgh Steelers (NFL%)	1987
Lucente, John (43)	Pittsburgh Steelers (NFL)	1945
	Richmond Rebels (DFL)	1946
	Wilmington Clippers (AA)	1947
Luck, Oliver (78-79-80-81)	Houston Oilers (NFL)	1982-86
Mahan, Walter (22-23-24-25)	Frankford Yellowjackets (NFL)	1926
	Chicago Bulls (AFL)	1926
Mahrt, Armin (22-23)	Dayton Triangles (NFL)	1924-25
	Pottstown Maroons (NFL)	1925
Mallory, John (65-66-67)	Philadelphia Eagles (NFL)	1968
	Atlantic Falcons (NFL)	1969-71
	Houston Texans (WFL)	1974
	Shreveport Steamers (WFL)	1974-75
Mantooth, Billy Joe (71-72)	Philadelphia Eagles (NFL)	1973
	Houston Oilers (NFL)	1974-75
Marbury, Kerry (71-72)	Toronto Argonauts (CFL)	1973
	Ottawa Rough Riders (CFL)	1974
	Birmingham Vulcans (WFL)	1975
Marconi, Joe (52-53-54-55)	Los Angeles Rams (NFL)	1956-61
	Chicago Bears (NFL)	1962-66
Marker, Henry (29-30-31-32)	Pittsburgh Pirates (NFL)	1934
Marlatt, Pat (85-86-87-88)	New York/New Jersey Knights (WLAFL)	1991-92
Marshall, Rasheed (2001-02-03-04C)	San Francisco 49ers (NFL)	2005
	Columbus Destroyers (AFL)	2007
Mays, Alvoid (88)	Washington Redskins (NFL)	1990-94
	Pittsburgh Steelers (NFL)	1995
	Tampa Bay Storm (AFL)	1998-2001
McAfee, Pat (2005-06-07-08)	Indianapolis Colts (NFL)	2009

Name (Years Lettered at WVU)	Team/League	Years
McCann, Dee (2004-05)	Detroit Lions (NFL)	2006
McIntyre, Corey (1998-99-2000-01)	Cleveland Browns (NFL)	2005
	Atlanta Falcons (NFL)	2006-07
	New Orleans Saints (NFL)	2006
	Buffalo Bills (NFL)	2008-09
McLee, Boo (2003-04-05-06)	Green Bay Blizzard (AFL2)	2008
Meredith, Russell (17-20-21-22)	Louisville Brecks (NFL)	1923
	Cleveland Bulldogs (NFL)	1925
Merritts, Jim (82-83)	Indianapolis Colts (NFL%)	1987
Merrow, Jeff (72-73-74)	Oakland Raiders (NFL)	1977
	Atlanta Falcons (NFL)	1975-83
Moan, Emmett "Kelly" (35-36-37)	New Jersey Giants (AA)	1938
	Cleveland Rams (NFL)	1939
Moran, James (46-47-48)	Wilkes-Barre Barons (AFL)	1949
Morrison, Edward (24-25-26)	Frankford Yellowjackets (NFL)	1927
Mullen, Gary (81-82-83-84)	Chicago Bears (NFL%)	1987
	Denver Dynamite (AFL)	1987
	Los Angeles Cobras (AFL)	1988
	Detroit Drive (AFL)	1989-92
	Cincinnati Rockers (AFL)	1993
	Tampa Bay Storm (AFL)	1994
	Milwaukee Mustangs (AFL)	1995
Mundy, Ryan (2007)	Pittsburgh Steelers (NFL)	2009
Murrell, Adrian (90-91-92)	New York Jets (NFL)	1993-97
	Arizona Cardinals (NFL)	1998-99
	Washington Redskins (NFL)	2000
Napoleon, Eugene (87-88-89)	Tampa Bay Storm (AFL)	1992
	Orlando Predators (AFL)	1992
Nardacci, Nicholas (21-22-23-24)	Cleveland Bulldogs (NFL)	1925
Nicely, Joseph (56-57)	Montreal Alouettes (CFL)	1958
Nimmo, Lance (99-2000-01-02)	Cologne Centurions (NFLE)	2004
Oliker, Aaron (24-25-26)	Pottsville Maroons (NFL)	1926
Orlando, Bo (85-86-87-88)	Houston Oilers (NFL)	1990-94
	San Diego Chargers (NFL)	1995
	Cincinnati Bengals (NFL)	1996-97
	Pittsburgh Steelers (NFL)	1998
Orr, Thomas (90-91-92-93)	Connecticut Coyotes (AFL)	1996
	New York CityHawks (AFL)	1997
Ours, Wes (98-98-200)	Indianapolis Colts (NFL)	2001
	Tennessee Titans (NFL)	2001
	Amsterdam Admirals (NFLE)	2003
	Los Angeles Avengers (AFL)	2004-05
	Philadelphia Soul (AFL)	2006-08
Owens, Artie (72-73-74-75)	San Diego Chargers (NFL)	1976-78
	Buffalo Bills (NFL)	1980
	New England Patriots (NFL)	1980
	Philadelphia Stars (USFL)	1983

Name (Years Lettered at WVU)	Team/League	Years
Page, Solomon (96-97-98)	Dallas Cowboys (NFL)	1999-2002
	San Diego Chargers (NFL)	2003
Parriott, William (30-31-32)	Cincinnati Reds (NFL)	1934
Perkins, Steve (92-93-94)	St. Louis Stampede AFL	1996
Porter, Jerry (97-98-99)	Oakland Raiders (NFL)	2000-07
	Miami Dolphins (NFL)	2008
Pridemore, Tom (75-76-77)	Atlanta Falcons (NFL)	1978-85
Proctor, Basil (88-89)	Sacramento Surge (WLAFL)	1992
	Saskatchewan Roughriders (CFL)	1993
	Sacramento Gold Miners (CFL)	1993
	Florida Bobcats (AFL)	1996
	Connecticut Coyotes (AFL)	1996
	New Jersey Red Dogs (AFL)	1997
	Grand Rapids Rampage (AFL)	1998
	Iowa Barnstormers (AFL)	1999
	New York Dragons (AFL)	2002
Purnell, Lovett (93-94-95)	New England Patriots (NFL)	1996-98
	Baltimore Ravens (NFL)	1999
	Chicago Enforcers (XFL)	2001
Raugh, Mark (79-80-81-82)	Pittsburgh Maulers (USFL)	1984
	Memphis Showboats (USFL)	1985
Ray, John (89-90-91)	Indianapolis Colts (NFL)	1993
Rembert, Reggie (88-89)	Cincinnati Bengals (NFL)	1990-93
Reynaud, Darius (2005-06-07)	Minnesota Vikings (NFL)	2008-09
Riley, Dave (75-76-77)	Philadelphia Stars (USFL)	1983-84
	Baltimore Stars (USFL)	1985
Robsock, Tom (92-93-94)	Oakland Raiders (NFL)	1995
Russ, Bernard (95-96)	New England Patriots (NFL)	1997-99
	Scottish Claymores (NFLE)	1999
Ryan, Clarence (26-27-28)	Buffalo Bisons (NFL)	1929
Sauerbrun, Todd (91-92-93-94)	Chicago Bears (NFL)	1995-99
	Kansas City Chiefs (NFL)	2000
	Carolina Panthers (NFL)	2001-04
	Denver Broncos (NFL)	2005, 07
	New England Patriots (NFL)	2006
Saunders, David (95-96-98)	New Jersey Red Dogs (AFL)	2000
	New Jersey Gladiators (AFL)	2001
	Tampa Bay Storm (AFL)	2002-03, 2007-08
	Columbus Destroyers (AFL)	2004-06
Schmitt, Owen (2005-06-07)	Seattle Seahawks (NFL)	2008-09
Seabright, Charles (38-39-40)	Cleveland Rams (NFL)	1941
	Pittsburgh Steelers (NFL)	1946-50
Setron, Joseph (19-20-21)	Cleveland Indians (NFL)	1923
Sheffey, Jeremy (2003-04-05-06)	New York Dragons (AFL)	2008
	Green Bay Blizzard (AFL2)	2008
Shonk, John (39-40)	Philadelphia Eagles (NFL)	1941



Name (Years Lettered at WVU)	Team/League	Years
Slaton, Steve (2005-06-07)	Houston Texans (NFL)	2008-09
Slay, Henry (94-95-96-97)	Berlin Thunder (NFLE)	1999
	New Jersey Red Dogs (AFL)	2000
	New Jersey Gladiators (AFL)	2001
	New York/New Jersey Hitmen (XFL)	2001
	Florida Bobcats (AFL)	2001
Smalls, Fred (82-83-84-85)	Philadelphia Eagles (NFL%)	1987
	Pittsburgh Gladiators (AFL)	1990
	Washington Commandos (AFL)	1990
	Albany Firebirds (AFL)	1991
Smider, Brian (85-86-87-88)	San Antonio Riders (WLAFL)	1991
Smith, Derrick (2002)	Winnipeg Blue Bombers (CFL)	2004
Smith, Matt (83-84-85-86)	Denver Broncos (NFL%)	1987
Sniffen, Jeff (89-90)	Albany Firebirds (AFL)	1991
Sortet, Wilbur (30-31-32)	Pittsburgh Pirates (NFL)	1933-40
Stephenson, J. Davidson (48-40)	Los Angeles Rams (NFL)	1950
	Green Bay Packers (NFL)	1951-55
Stills, Gary (96-97-98)	Frankfurt Galaxy (NFLE)	2001
	Kansas City Chiefs (NFL)	1999-2005
	Baltimore Ravens (NFL)	2006-07
	St. Louis Rams (NFL)	2008
	Las Vegas Locomotives (UFL)	2009
Studstill, Darren (90-91-92-93)	Dallas Cowboys (NFL)	1994
	Jacksonville Jaguars (NFL)	1995-96
Stydahar, Joseph (33-34-35)#	Chicago Bears (NFL)	1936-42,45-46
Superick, Steve (82-83-84-85)	Houston Oilers (NFL%)	1987
Taffoni, Joseph (64-65)	Cleveland Browns (NFL)	1967-70
	New York Giants (NFL)	1972-73
Talley, Darryl (79-80-81-82)	Buffalo Bills (NFL)	1983-94
	Atlanta Falcons (NFL)	1995
	Minnesota Vikings (NFL)	1996
Talley, John (85-86-87)	Cleveland Browns (NFL)	1990-91
Tallman, Charles (21-22-23)	Cleveland Indians (NFL)	1924
Taylor, Craig (85-86-87-88)	Cincinnati Bengals (NFL)	1989-91
	Milwaukee Mustangs (AFL)	1995-96
	New Jersey Red Dogs (AFL)	1997-98
Taylor, Jay (96-97-98-99)	Orlando Rage (XFL)	2001
	Rhein Fire (NFLE)	2003
	Orlando Predators (AFL)	2004, 2006, 2008
	Tampa Bay Buccaneers (NFL)	2004
Terry, Nate (97-99)	Saskatchewan Rough Riders (CFL)	2000
	Scottish Claymores (NFLE)	2001
	Calgary Stampeders (CFL)	2004
Thompkins, Gary (97-98-99-2000)	Frankfurt Galaxy (NFLE)	2001
Thornton, John (95-96-97-98)	Tennessee Titans (NFL)	1999-2002
	Cincinnati Bengals (NFL)	2003-08
Trimarki, Mickey (55-56-57)	Hamilton Tiger-Cats (CFL)	1958

Name (Years Lettered at WVU)	Team/League	Years
Turnbull, Renaldo (87-88-89)	New Orleans Saints (NFL)	1990-96
	Carolina Panthers (NFL)	1997
Turner, Calvin (78-79-80-81)	Denver Gold (USFL)	1983-85
	Pittsburgh Gladiators (AFL)	1988
Vanderjagt, Mike (91-92)	Saskatchewan Roughriders (CFL)	1993-95
	Minnesota Fighting Pike (AFL)	1996
	Toronto Argonauts (CFL)	1996-97
	Indianapolis Colts (NFL)	1998-2005
	Dallas Cowboys (NFL)	2006
Walker, Fulton (77-78-79-80)	Miami Dolphins (NFL)	1981-85
	Los Angeles Raiders (NFL)	1985
Washington, Vann (93-94-95-96)	Kansas City Chiefs (NFL)	1997
White, Pat (2005-06-07-08)	Miami Dolphins (NFL)	2009
Williams, Dale (91-92-93)	Cleveland Thunderbolts (AFL)	1994
Williams, Edward (69-70)	Winnipeg Blue Bombers (CFL)	1971-72
Wilson, Quincy (1999-2001-02-03C)	Cincinnati Bengals (NFL)	2004, 2006
Wolfley, Ron (81-82-83-84)	St. Louis Cardinals (NFL)	1985-87
	Phoenix Cardinals (NFL)	1988-91
	Cleveland Browns (NFL)	1992-93
Woodeshick, Tom (60-61-62)	Philadelphia Eagles (NFL)	1963-71
	St. Louis Cardinals (NFL)	1972
Woods, Harold (76-77)	Saskatchewan Roughriders (CFL)	1978
	Hamilton Tiger-Cats (CFL)	1979-82
	Toronto Argonauts (CFL)	1982
	Montreal Alouettes (CFL)	1983
Wyant, Fred (52-53-54-55)	Washington Redskins (NFL)	1956
	Toronto Argonauts (CFL)	1957
Young, Warren (2004-05-06)	Green Bay Blizzard (AFL2)	2008
Zereoue, Amos (96-97-98)	Pittsburgh Steelers (NFL)	1999-2003
	Oakland Raiders (NFL)	2004
	New England Patriots (NFL)	2005

# - Member of Pro Football Hall of Fame  
 % - Replacement Player during the 1987 NFL Strike

**Abbreviations:**

- AAFC - All-American Football Conference (1946-49)
- AFL - American Football League (1926)
- AFL - American Football League (1936)
- AFL - American Football League (1960-69)
- APFA - American Professional Football Association (1920-21)
- NFL - National Football League (1920-2003)
- USFL - United States Football League (1983-85)
- WFL - World Football League (1974-75)
- CFL - Canadian Football League
- AA - American Association (1936-41)
- AFL - American Football League (1937-41)
- AFL - American Football League (1946-50)
- DFL - Dixie Football League (1936-47)
- NFLE - National Football League Europe (1998-2003)
- PCFL - Pacific Coast Football League (1940-48)
- WLAFL - World League of American Football (1991-97)
- XFL - Xtreme Football League

This list was compiled by the West Virginia University Sports Communications Office. Any corrections or additions are requested. This list is complete through the 2009 professional football season. Inclusion is based on at least one game of active service on the roster of any professional football team recognized by the Pro Football Researchers Association. Research on the Canadian Football League was supplied by independent researcher Jay Langhammer of Fort Worth, Texas. Arena Football League listings were supplied by Jennifer Boehm and Neil Boudreaux.