



# FOOTBALL

WVU SPORTS COMMUNICATIONS • PO BOX 0877 • MORGANTOWN, WV 26507 • P: (304) 293-2821 • F: (304) 293-4105 • MSNsportsNET.com

## 2008 Schedule/Results

Date	Opponent	Results
A30	VILLANOVA	W/48-21
S6	at East Carolina	L/3-24
S18	at Colorado	L/14-17 (ot)
S27	MARSHALL	W/27-3
O4	RUTGERS	W/24-17
O11	SYRACUSE	W/17-6
O23	AUBURN	W/34-17
N1	at Connecticut	W/35-13
N8	CINCINNATI	L/23-26 (ot)
N22	at Louisville	W/35-21
N28	at Pitt	L/15-19
D6	USF	W/13-7
D27	North Carolina	W/31-30

## Tale of the Tape

WVU Final Offense	Overall	BIG EAST
Points.....	319	162
Average.....	24.5	23.1
First Downs.....	237	117
Total Offense.....	4,685	2,333
Average.....	360.4	333.3
Net Rushing.....	2,729	1,377
Average.....	209.9	196.1
Net Passing.....	1,956	956
Average.....	150.5	196.7
Pass Attempts.....	305	157
Complete.....	202	94
Interceptions.....	8	3
Fumbles/Lost.....	20/8	9/3
3rd Down.....	74/177	37/103
FG/Att.....	17/20	9/11
Avg. TOP.....	29:03	29:43
Penalties.....	59/535	34/297
Average.....	41.2	42.4

WVU Final Defense	Overall	BIG EAST
Points.....	221	109
Average.....	17.0	15.6
First Downs.....	117	133
Total Defense.....	4,276	2,337
Average.....	328.9	333.9
Net Rushing.....	1,711	967
Average.....	131.6	138.1
Net Passing.....	2,565	1,370
Average.....	197.3	195.7
Pass Attempts.....	428	245
Complete.....	240	130
Interceptions.....	17	11
Avg. per return.....	13.8	13.7
Fumble/Rec.....	21/11	9/6
3rd Down.....	79/188	36/98
Sacks/Yds.....	25/161	13/80

## No. 23/26 West Virginia University

### Final 2008 Season Notes

9-4 Overall Record, 5-2 BIG EAST (T-2)  
Meineke Car Care Bowl Champions

### The 2008 Season

► West Virginia posted a 9-4 overall record for the 2008 season and finished with a 5-2 mark in BIG EAST Conference action. The Mountaineers have won nine or more games for four-straight years and 14 times in the program's history. WVU finished in a tie for second place in the conference, marking the ninth time in the history of the league that the Mountaineers have finished in first or second place.

The Mountaineers started the season ranked No. 8 in the preseason polls, stayed in the polls for three weeks before dropping out, reappeared at No. 20 on Nov. 9, dropped out again, reappeared at No. 25 on Nov. 23 and then dropped out again. WVU finished the season with a No. 23 ranking in the AP Poll and a No. 26 ranking in the Coaches Poll, marking the fourth-straight year that it had been ranked in the final poll.

### Meineke Car Care Bowl Champions

► West Virginia ran its bowl win streak to four straight for the first time in school history, defeating North Carolina, 31-30, on Dec. 27, at Bank of America Stadium in Charlotte, N.C.

Bowl MVP Pat White threw for a career high and bowl record 332 yards on 26-of-32 passing and three touchdowns to become the first player in NCAA history to win four straight bowl games as the starting quarterback. He also ran for 55 yards. White completed touchdown passes of 44 yards, 35 yards and 20 yards.

Noel Devine ran for a team high 61 yards on 13 carries and a touchdown, while Alric Arnett finished with a team high 93 yards on seven catches and scored two touchdowns. Bradley Starks also had his first career touchdown reception.

Boogie Allen led the Mountaineer defense with seven tackles, including a tackle for loss, Nate Sowers and Ellis Lankster both finished with five tackles each. Pat Lazear had a 13-yard interception to seal the win for WVU late in the fourth quarter, and John Holmes had a big sack in the fourth quarter as well.

### Mountaineer Quickies

- WVU is 42-9 over the last 51 games; 22-6 in the BIG EAST in that span.
- WVU has won 53 of its last 65 regular-season games/WVU has won 57 of 71 overall games.
- Dating back to 2005, WVU has 135 rushing touchdowns in its last 45 games (3.0 per game).
- Pat White is currently No. 1 in career BIG EAST touchdowns responsible for with 103.
- Pat White had 36 rushing touchdowns in his last 32 games (1.1 per game).
- Pat White finished his career as the all-time total offense leader in the BIG EAST with 10,529 yards.
- Pat White finished with 4,480 rushing yards, making him the all-time leader in NCAA history by quarterbacks.
- WVU was 16-2 when Pat White rushed for at least 100 yards.
- In his last 18 games, Pat White tallied 4,449 yards of total offense (247.0 yards per game).
- Pat White rushed for more than 100 yards in eight of the last 18 games.
- The 2008 senior class set the record for most wins over a four-year period (42-9); breaking the record set by last year's senior class with a 41-9 record.
- WVU is 34-8 with Pat White as the starting quarterback.
- WVU is 38-10 in all-time BIG EAST games since 2002.
- WVU is 48-3 since 2002 when winning the turnover battle.
- WVU has outtrashed its opponents in 43-of-46 games; WVU's record is 38-8 during that span.
- WVU's defense has allowed only nine 100-yard rushers in its last 51 games.
- Since 2000, WVU is 58-1 when scoring 30 or more points in a contest.
- Pat McAfee is the all-time scoring leader at WVU with 384 points.
- Pat McAfee is the BIG EAST's all-time PAT leader with 210.
- WVU has had a 1,000-yard rusher in 12 of the last 13 seasons.
- WVU is 13-15 all-time in bowl games, including winning four-straight years.
- West Virginia made a school record seventh straight bowl appearance in 2008.
- WVU is 23-17 all-time in pro stadiums.

# WVU Head Coach Bill Stewart • 1st Season

## About Coach Stew

► Never lacking vim, vigor or an outgoing personality, Bill Stewart hit the ground running when he was named interim head coach three weeks prior to the 2008 Tostitos Fiesta Bowl, preparing and rallying a team, a coaching staff, a school and a state.

And after guiding the Mountaineers to a remarkable 48-28 victory against Oklahoma, and arguably the most memorable win in the school's history, especially under the circumstances, Stewart was named West Virginia University's 32nd head football coach on January 3, 2008, a day after the impressive victory.

In his first full season as head coach, Stewart was just one of four first-year coaches in the nation to lead his team to a bowl game in 2008. He is the first WVU coach to win two bowl games in the same calendar year and became just the second West Virginia coach to lead the Mountaineers to nine wins in his first year on the sideline. He also is the third WVU mentor to take a team to a bowl game in his first season.

A New Martinsville, W.Va., native, Stewart is no stranger to Morgantown, the state of West Virginia or to the college football world as his coaching experiences have been vast and varied.

Prior to being named head coach, he spent eight years on the West Virginia staff under WVU coaches Don Nehlen and Rich Rodriguez, working with the Mountaineer tight ends, and serving as Associate Head Coach in 2007 after spending the prior seven seasons coaching the quarterbacks. He also had the role of special teams coordinator under Rodriguez.

His lengthy coaching resume began at Fairmont State, where he was a student assistant coach for



## Stewart Year-by-Year History

Year	School	Status	Record
1977	Salem	Assistant Coach (DL/LB)	8-1-1
	WVIAC Champions		
1978	Salem	Assistant Coach (OL)	8-1-0
	WVIAC Champions		
1979	North Carolina	JV Team OL	8-3-1
	Gator Bowl Champions		
1980	Marshall	Assistant Coach (OL)	2-8-1
1981	William and Mary	Assistant Coach (OL)	5-6
1982	William and Mary	Assistant Coach (OL)	3-8
1983	William and Mary	Assistant Coach (OL)	6-5
1984	Navy	Assistant Coach (OL)	4-6-1
1985	North Carolina	Assistant Coach (OL)	5-6
1986	North Carolina	Assistant Coach (OL)	7-4-1
	Aloha Bowl		
1987	North Carolina	Assistant Coach (OL)	5-6-0
1988	Arizona State	Assistant Coach (OT/TE)	6-5-0
1989	Arizona State	Assistant Coach (OT/TE)	6-4-1
1990	Air Force	Assistant Coach (DL)	7-5-0
	Liberty Bowl Champions		
1991	Air Force	Assistant Coach (DL)	10-3-0
	Liberty Bowl Champions		
1992	Air Force	Assistant Coach (DL)	7-5-0
	Liberty Bowl		
1993	Air Force	Assistant Coach (DL)	4-8-0
1994	VMI	Head Coach	1-10-0
1995	VMI	Head Coach	4-7-0
1996	VMI	Head Coach	3-8-0
1998	Montreal Allouettes	Assistant Coach (OL)	12-5-1
	CFL Division Finals		
1999	Winnipeg Blue Bombers	Assistant Coach (OC/WR)	6-12
2000	West Virginia	Assistant Coach (QB)	7-5
	Music City Bowl Champions		
2001	West Virginia	Assistant Coach (QB/ST)	3-8
2002	West Virginia	Assistant Coach (QB/ST)	9-4
	Continental Tire Bowl		
2003	West Virginia	Assistant Coach (QB/ST)	8-5
	BIG EAST Champions/Gator Bowl		
2004	West Virginia	Assistant Coach (QB/ST)	8-4
	BIG EAST Champions/Gator Bowl		
2005	West Virginia	Assistant Coach (QB/ST)	11-1
	BIG EAST Champions/Sugar Bowl Champions		
2006	West Virginia	Assistant Coach (QB/ST)	11-2
	Gator Bowl Champions		
2007	West Virginia	Associate HC/TE/FB/ST	10-2
	BIG EAST Champions		
2007	West Virginia	Interim Head Coach	1-0
	Fiesta Bowl Champions		
2008	West Virginia	Head Coach	9-4
	Meineke Car Care Bowl Champions		

Stewart Totals - at West Virginia - 10-4; Overall - 18-29

# WVU Head Coach Bill Stewart



a season before becoming an assistant coach at Sistersville (W.Va.) High School in 1975. In 1977, he moved to Salem College, where he was assistant football and head track coach for two seasons. In 1979, he moved to the University of North Carolina (1980); he was later an assistant at Marshall (1980), William & Mary (1981-83), Navy (1984), North Carolina (1985-87), Arizona State (1988-89) and Air Force (1990-93).

In 1994, Stewart became head football coach at VMI, where he spent three seasons. His 1995 team was the highest scoring (24.5 ppg) squad in VMI history, and Keydet running back Thomas Haskins set an NCAA I-AA rushing record with 5,349 yards.

Stewart came to WVU in January 2000, from the Canadian Football League, where he served as offensive coordinator of the Winnipeg Blue Bombers in 1999, tutoring two all-conference receivers and a 1,000-yard rusher. As offensive line coach for the CFL's Montreal Alouettes in 1998, Stewart's line blocked for Mike Pringle, the first 2,000-yard rusher in CFL history.

A 1975 education graduate from Fairmont State, where he was a three-year letterman and team captain for the WVIAC champions in 1974, Stewart earned his master's degree in health and physical education from WVU in 1977.

Highly regarded as one of the "good guys" in the profession, Stewart has had several personal and professional life influences starting with his mother, father, Blaine, Sr., and older brother, Ted.

Stewart and his wife Karen, also a native of New Martinsville, have one son, Blaine.

## What They Are Saying About Bill Stewart

*"Bill Stewart is the perfect fit for the head coaching job at West Virginia. He is a West Virginia guy, who is at the right age and is able to live out his dream. He is an extremely gifted football coach and his enthusiasm and love for the game will rub off on the players and staff. The program is in the best shape it has been in many a year, and he is the guy that will lead the program forward. The coaching staff he hired is outstanding and is second to none. He is not only a great coach but a better person. He has a super family who loves football, the University and the state of West Virginia."*

**Don Nehlen**  
Hall of Fame Football Coach  
West Virginia

*"Bill Stewart is a heck of a football coach and an even better person. He has a wonderful family and treats his players like they are his own sons. He will recruit players of great character and ability to be Mountaineers. West Virginia hit a home run in hiring Bill Stewart."*

**Jim Grobe**  
Head Football Coach  
Wake Forest

*"I think it is a great fit. Coach Stewart's love and enthusiasm for West Virginia, coupled with his outstanding knowledge of football, tells me that he is going to enjoy great success at WVU."*

**Frank Beamer**  
Head Football Coach  
Virginia Tech

*"I'll tell you, he is a special man in my life for a lot of reasons. He gave me my first job. He showed me how to express the love and enthusiasm I have for this game as a coach. He cares about people. It oozes out of his every day existence. He is an awesome coach. He is an awesome man. I am extremely happy for him. I am happy for West Virginia. They truly picked the right man for the job."*

**Mike Tomlin**  
Head Football Coach  
Pittsburgh Steelers

*"Bill and I have had a personal and professional relationship for over 20 years. He is a dedicated family man, a good friend and a great coach. Bill stresses the details of the game and brings a level of energy to a team that has always made his players better. I would like my kids to play for a coach like Bill."*

**Lovie Smith**  
Head Football Coach  
Chicago Bears

*"At a dark time for West Virginia football, Bill Stewart took over and lit up the program. Mr. Sunshine won over the players and the public with his relentless optimism and joy for the job of leading the Mountaineers, and WVU's upset romp of Oklahoma in the Fiesta Bowl has to qualify as the best on-the-job interview in recent college football history. If Stewart can maintain the momentum from his work last December and January, West Virginia should maintain its place atop the Big East."*

**Pat Forde**  
National College Football Writer  
ESPN.com





### **Looking At First Year Head Coaches Around the Nation**

► Only four first year head coaches led their teams to bowls this season and three of them won their games, including WVU's Bill Stewart, who led the Mountaineers to a 31-30 win over North Carolina in the Meineke Car Care Bowl.

Bo Pelini led Nebraska to a 26-21 win over Clemson in the Gator Bowl and Houston Nutt guided Ole Miss to a 47-34 victory over Texas Tech in the Cotton Bowl. Paul Johnson took Georgia Tech to the Chick-fil-A Bowl.

### **Looking At WVU Head Coach First-Year Records**

► With the win against North Carolina, Bill Stewart became the second West Virginia coach to lead his squad to nine wins in his first season. Stewart joins Dudley DeGroot (1948) as the only West Virginia coach to record nine wins in his first season.

### **First Year WVU Coaches and Bowl Games**

► For the Mountaineers, Dudley DeGroot made a trip to the Sun Bowl in his first season in 1948. Marshall "Little Sleepy" Glenn also made a Sun Bowl trip in his first season in 1937. Bill Stewart was the third WVU head coach to take his team to a bowl game in his first season when the Mountaineers defeated North Carolina, 31-30, in the Meineke Car Care Bowl on Dec. 27. All three coaches won their respective bowl games.

### **Against the Atlantic Coast Conference**

► West Virginia is 95-95-5 against current members of the ACC. WVU is 21-11-1 against Boston College; 0-1 vs. Clemson; 1-3 vs. Duke; 0-2 against Florida State; 1-2 against Georgia Tech; 23-21-2 against Maryland; 3-16 vs. Miami; 1-1 against North Carolina; 5-4 vs. North Carolina State; 10-12-1 against Virginia; 28-22-1 vs. Virginia Tech and 2-0 all-time vs. Wake Forest.

With the 31-30 victory over North Carolina in the Meineke Car Care Bowl, the Mountaineers currently have a four game winning streak against teams from the ACC.

### **Against the ACC in Bowls**

► West Virginia is 3-9 in bowl games versus the ACC in 12 meetings. West Virginia has played Georgia Tech (1-2), North Carolina (1-1), North Carolina State (1-1), Florida State (0-2), Clemson (0-1), Virginia (0-1) and Maryland (0-1).

### **In Bowls**

► West Virginia holds a 13-15 all-time record in bowl games, dating back to the 1922 East-West Game. The 2008 Meineke Car Care Bowl was WVU's 28th bowl appearance.

WVU has gone to a bowl game for seven consecutive years for the first time in school history. The previous best stretch was six in a row from 2002-07 when the Mountaineers made trips to the Continental Tire Bowl, three Gator Bowls, a Sugar Bowl and Fiesta Bowl.

WVU has won four straight bowl games with two of the four coming in the BCS, and three of the four coming on New Year's Day.

### **Mountaineers In Pro Stadiums**

► Since 1980, the Mountaineers hold a 23-17 mark in stadiums that also housed professional football teams at the time. West Virginia was 1-1 in professional stadiums in 2008 having dropped a 19-15 decision to Pitt at Heinz Field back on November 28, and then winning the Meineke Car Care Bowl on December 27 at Charlotte's Bank of America Stadium.

The record includes games played at Atlanta's Georgia Dome, University of Phoenix Stadium in Glendale, Ariz., Raymond James Stadium in Tampa, Pittsburgh's Heinz Field, Giants Stadium, Veterans Stadium, Atlanta-Fulton County Stadium, the Houston Astrodome, Miami's Orange Bowl, then Riverfront Stadium in Cincinnati, Tempe's Sun Devil Stadium, the Louisiana Superdome, Jacksonville's Alltel Stadium, Dolphins Stadium in Fort Lauderdale, Adelphia Coliseum in Nashville, Charlotte's Bank of America Stadium and Three Rivers Stadium in Pittsburgh.

In Charlotte's Bank of America Stadium, West Virginia is now 1-2, having dropped a 30-23 decision to East Carolina in the 1999 season opener, and losing a 48-22 contest to Virginia in the 2002 Continental Tire Bowl, before defeating North Carolina 31-30 in the 2008 Meineke Car Care Bowl.

### **On Grass**

► Since 1980, West Virginia is 41-50 in games played on natural grass surfaces. WVU was 2-3 on grass surfaces in 2008 with wins coming at Connecticut, 35-13, and 31-30, against North Carolina in the Meineke Car Care Bowl. The Mountaineers lost on grass in 2008 at East Carolina (24-3), at Colorado (17-14 OT) and at Pitt (19-15). Since 2001, the Mountaineers are 17-14 on natural grass, and 3-3 under Bill Stewart.

### **Numbers From 2, 3, 4, 5 and 6**

► The West Virginia Mountaineers have been one of the best teams in college football in the last five years.

West Virginia's two year record (2007-08) of 20-6 is tied for 14th best in college football.

West Virginia's three year record (2006-08) of 31-8 is eighth-best in college football behind only Boise State (35-4), USC (34-5), Florida (35-6), Oklahoma (34-8), Ohio State (33-6), BYU (32-7) and Texas (32-7).

West Virginia's four-year record of 42-9 is sixth-best in college football behind only USC (46-6), Texas (45-7), Boise St. (44-8), Ohio State (43-8) and Florida (44-9).

And finally, West Virginia's five-year record of 50-13 is ninth-best in college football behind USC (59-6), Texas (56-8), Boise State (55-9), Oklahoma (54-13), Virginia Tech (52-15), Ohio State (51-12), Florida (51-14) and LSU (51-14).

In the last six years, West Virginia has the 10th-most wins in college football (58), the seventh best road record (26-11) and 15th best home record (32-7) in college football.

### **The Captains**

► West Virginia head coach Bill Stewart selects game captains each week of the regular season based on their performance from the previous week's practices and game.

At the end of the year, the team votes on permanent captains, who also represented the team in the bowl game.

The 2008 captains were Mortty Ivy (LB), Pat McAfee (K/P), Ryan Stanek (OL), Tito Gonzales (WR) and Pat White (QB).

### **A Salute to the Senior Class**

► With the win over North Carolina in the Meineke Car Care Bowl, the 2008 senior class posted a 42-9 record over their career, the best four-year record in the school's history.

The 2008 senior class includes John Bradshaw (OL), Mike Dent (OL), Jake Figner (OL), Chris Glenn (K), Tito Gonzales (WR), John Holmes (LB), Adam Hughes (LS), Mortty Ivy (LB), Dorrell Jalloh (WR), Ellis Lankster (DB), Jim Lewis (LB), Pat Liebig (DL), Stephen Maw (OL), Pat McAfee (K/P), Sam Morrone (TE), Doug Slavonic (DL), Ryan Stanek (OL), Ezra Tilaye (WR) and Pat White (QB).

### **December Record**

► West Virginia holds an 11-10 all-time December record. The Mountaineers are 2-2 at home all-time, 1-0 on the road and 8-8 at neutral sites. WVU is 3-1 all-time in BIG EAST games during the month of December, including 2-1 at home.

**National Rankings**

**Associated Press Poll**

(Final)	School	Record	Points	Prev. Rank
1.	Florida (48)	13-1	1,606	1
2.	Utah (16)	13-0	1,519	7
3.	USC (1)	12-1	1,481	5
4.	Texas	12-1	1,478	3
5.	Oklahoma	12-2	1,391	2
6.	Alabama	12-2	1,264	4
7.	TCU	11-2	1,193	11
8.	Penn State	11-2	1,153	6
9.	Ohio State	10-3	1,013	10
10.	Oregon	10-3	997	15
11.	Boise State	12-1	938	9
12.	Texas Tech	11-2	916	8
13.	Georgia	10-3	903	16
14.	Mississippi	9-4	857	20
15.	Virginia Tech	10-4	713	21
16.	Oklahoma State	9-4	534	13
17.	Cincinnati	11-3	506	12
18.	Oregon State	9-4	467	24
19.	Missouri	10-4	435	25
20.	Iowa	9-4	317	NR
21.	Florida State	9-4	246	NR
22.	Georgia Tech	9-4	223	14
23.	<b>West Virginia</b>	<b>9-4</b>	<b>144</b>	<b>NR</b>
24.	Michigan State	9-4	138	19
25.	BYU	10-3	137	17

**ARV:** California 128, Pitt 106, LSU 95, Nebraska 64, Tulsa 61, Northwestern 53, Ball St. 13, Boston College 11, Rutgers 11, Rice 8, Arizona 4, Kansas 2.

**USA Today Coaches Poll**

(Final)	School	Record	Points	Last Week
1.	Florida (60)	13-1	1,524	2
2.	USC	12-1	1,393	T4
3.	Texas	12-1	1,389	3
4.	Utah (1)	13-0	1,375	7
5.	Oklahoma	12-2	1,333	1
6.	Alabama	12-2	1,157	T4
7.	TCU	11-2	1,114	11
8.	Penn State	11-2	1,091	6
9.	Oregon	10-3	1,011	13
10.	Georgia	10-3	904	17
11.	Ohio State	10-3	874	10
12.	Texas Tech	11-2	867	8
13.	Boise State	12-1	809	9
14.	Virginia Tech	10-4	740	19
15.	Mississippi	9-4	620	24
16.	Missouri	10-4	549	24
17.	Cincinnati	11-3	493	12
18.	Oklahoma State	9-4	480	14
19.	Oregon State	9-4	407	25
20.	Iowa	9-4	250	NR
21.	Brigham Young	10-3	248	16
22.	Georgia Tech	9-4	219	15
23.	Florida State	9-4	217	NR
24.	Michigan State	9-4	179	18
25.	California	9-4	116	NR

**ARV: West Virginia (9-4) 101;** Tulsa (11-3) 68; LSU (8-5) 65; Northwestern (9-4) 63; Nebraska (9-4) 62; Pittsburgh (9-4) 38; Arizona (8-5) 21; Ball State (12-2) 14; Rice (10-3) 14; Boston College (9-5) 6; Rutgers (8-5) 5; Kansas (8-5) 3; Kentucky (7-6) 3; Connecticut (8-5) 2; Houston (8-5) 1.

**White Named Bowl MVP for Third-Straight Year**

▶ West Virginia senior quarterback Pat White was named the Meineke Car Care Bowl MVP, marking the third-straight year that he was named the MVP of WVU's bowl game. He was also named MVP of the Gator Bowl in 2007, the offensive MVP of the 2008 Fiesta Bowl and then the MVP this year.

**White Earns Fourth-Straight Bowl Game as Starter**

▶ West Virginia senior quarterback Pat White started his fourth-straight bowl game against North Carolina in the Meineke Car Care Bowl. With the 31-30 win over the Tar Heels, White becomes the first quarterback in NCAA history to win four straight bowl games as the starting quarterback.

**Nine Times**

▶ West Virginia's nine wins in 2008 mark the first time in school history that the Mountaineers have posted nine or more wins for four years in a row. It also is the the fifth time in WVU history where the Mountaineers have produced at least back-to-back nine-win seasons. The other back-to-back nine-win seasons were 1981-82 and 1982-83, followed by 2005-2006, 2006-2007 and 2007-2008.

**Eight Ball**

▶ The 2008 season marked the 32nd time West Virginia has won at least eight games in a season, and the 16th time it has happened since 1980. WVU has gone to bowl games in 23 of the 32 seasons that it has recorded at least eight wins.

**Eight x Seven**

▶ West Virginia posted a 9-4 record in 2008, marking the seventh-straight year that the Mountaineers won at least eight games in a season. Ten other schools have accomplished this feat - Boise State, Boston College, Florida, Georgia, Ohio State, Oklahoma, Texas, Texas Tech, USC and Virginia Tech.

**Bowling x Seven**

▶ West Virginia played in the 2008 Meineke Car Care Bowl, marking the seventh-straight year that the Mountaineers have been to a bowl, an all-time high in the school's history. Sixteen other schools have played in seven straight bowl games - Boise State, Boston College, Florida, Florida State, Fresno State, Georgia, Georgia Tech, LSU, Ohio State, Oklahoma, Southern Miss, Texas, Texas Tech, USC, Virginia Tech and Wisconsin.

**Rolling After Bowling**

▶ In the 26 seasons after going to a bowl, the Mountaineers have compiled a 190-102-5 record. WVU has earned back-to-back bowl berths 14 times, including seven straight, currently a school record.

**For Starters**

▶ During the 2008 season, the Mountaineers had a total of 44 players with at least one game of starting experience. Tops on that list were senior offensive lineman Ryan Stancheck (47), senior quarterback Pat White (42), senior offensive lineman Jake Figner (38) and junior offensive lineman Greg Isdamer (37). All of Stancheck's starts were consecutive.

**Looking at Four**

▶ After the win against North Carolina, West Virginia produced a 42-9 four-year mark to break the record for the most wins in a four-year period.

West Virginia won 41 football games from 2004-07 to set the best four year win mark in school history (41-8).

That broke the previous mark of 38-12 that was set from 2003-06. Prior to that, the 2002-05 teams held the best four year win total in school history with 36 victories.

Before 2002, West Virginia won 35 games from 1981-84, and 33 from 1969-72 and 1922-25.

**Against Ranked Teams**

▶ Beginning with a 27-0 loss to Fordham on Oct. 18, 1941, West Virginia has played 128 games against nationally ranked teams. Of those, 36 have been Mountaineer victories. Since 2001, WVU has posted 12 victories over ranked teams.

**National Polls**

▶ The Mountaineers finished the 2008 season ranked No. 23 in the *Associated Press* Poll and No. 26 in the *USA Today* Coaches Poll. That marked the third reappearance the Mountaineers made during the 2008 season. WVU made a reappearance in the national polls in 2008 at No. 25 in the *USA Today* Coaches Poll after defeating Louisville on Nov. 22, but dropped out after the loss at Pitt. WVU made its first reappearance after the UConn game on Nov. 1, but fell out the next week after losing to Cincinnati.

West Virginia spent 46 consecutive weeks in the national polls until dropping out on Sept. 28. The Mountaineers were ranked in the Top 10 for 31 out of 38 weeks. Since 2002, West Virginia has been ranked in the Top 25 for 64 weeks, including 33 weeks in the Top 10.

In the Nov. 25, 2007, Poll, the No. 1 ranking in the *ESPN/USA Today* Coaches Poll marked the first time in the school's history that the Mountaineers had received a No. 1 ranking. The highest ranking before that was No. 2 in the 1993 season.

### On Network Television

► The ESPN telecast of the Meineke Car Care Bowl represented the 151st network television game for West Virginia. All-time, WVU is 75-75-1 in nationally televised games dating back to the 1954 Sugar Bowl.

### Most Total Wins Over The Last Six Years (2003-08)

Rk.	School	Wins
1.	USC	71
2.	Boise State	68
3.	Oklahoma	66
4.	Texas	64
5.	Ohio State	63
	LSU	63
7.	Georgia	61
8.	Virginia Tech	59
	Florida	59
10.	<b>West Virginia</b>	<b>58</b>
	Utah	58
12.	TCU	57
13.	Boston College	56

### Best Winning Percentage Away From Home (Road or Neutral) Over The Last Six Years (2003-08)

Rk.	School	W-L	Winning %
1.	USC	36-6	.857
2.	Texas	32-7	.821
3.	LSU	28-8	.778
4.	Georgia	30-9	.769
	Boise State	30-9	.769
6.	<b>West Virginia</b>	<b>26-11</b>	<b>.703</b>
7.	Oklahoma	24-12	.667
	Boston College	26-13	.667
	TCU	26-13	.667
10.	Florida	25-13	.658
11.	Auburn	21-11	.656
12.	Virginia Tech	24-15	.615
13.	Navy	27-17	.614

### Best Home Winning Percentage Over The Last Five Years (2003-08)

Rk.	School	W-L	Winning %
1.	Boise State	38-1	.974
2.	Oklahoma	37-1	.974
3.	USC	35-1	.972
4.	Ohio State	38-4	.905
5.	Texas	33-4	.892
6.	TCU	31-4	.886
7.	Virginia Tech	34-5	.872
8.	Texas Tech	32-5	.865
9.	LSU	37-6	.860
10.	Louisville	30-5	.857
	Troy	24-4	.857
12.	Wisconsin	34-6	.850
13.	Florida	33-6	.846
14.	California	30-6	.833
15.	<b>West Virginia</b>	<b>32-7</b>	<b>.821</b>
	Iowa	32-7	.821
17.	Georgia	31-7	.816

### Coaching Staff Assignments

► Here's a breakdown of the WVU coaching staff assignments for the 2008 season:  
 Doc Holliday: Assoc. HC, TE/FB, recruiting coordinator (PB)  
 Steve Dunlap: Asst. HC, safeties (PB)  
 Jeff Casteel: DC/LB (Field)  
 Jeff Mullen: OC, QB (PB)  
 Chris Beatty: RB, Slot Receivers (Field)  
 Lonnie Galloway: wide receivers (Field)  
 David Johnson: offensive line (Field)  
 Bill Kirelawich: defensive line (PB)  
 David Lockwood: cornerbacks (Field)

### All-American Mountaineers

► In 2008, West Virginia offensive lineman Ryan Stanchek and punter Pat McAfee were selected to the Walter Camp Football Foundation All-American team, both on the second team. This marks the second year that Stanchek has been selected to an All-American team, as he was named to five different teams last year. McAfee also was named to the AP's third team and first team by CBS Sports.com.

In Mountaineer history, there have been 14 players who have been named to All-American teams in more than one season - Ira Errett Rodgers, Russ Bailey, Danny Buggs, Walter "Red" Mahan, Bruce Bosley, Carl Crennel, Paul Woodside, Brian Jozwiak, Rick Phillips, Major Harris, Aaron Beasley, Darryl Talley, Dan Mozes and Stanchek.

### At Home

► The 2008 season marked the 29th season of competition for West Virginia at Mountaineer Field at Milan Puskar Stadium. WVU holds a 129-49-4 (.720) all-time record at the facility, which opened in 1980.

A sellout season-high crowd of 60,765 was in attendance for the Auburn game, bettering the 60,566 that was in attendance for the season-opener against Villanova and 60,154 that was in attendance against Marshall. There were 59,122 in attendance for the Rutgers game, 58,133 for Syracuse, 59,834 for Cincinnati and 48,019 for the USF game. The Mountaineers averaged 58,085 per home game this season; almost nine million fans have watched a game at Mountaineer Field.

### 30 Is Enough

► Dating back to 1980, the Mountaineers hold a 140-7-1 record when scoring 30 or more points in a game. During the 1990s, the Mountaineers were 42-4 when scoring 30 or more points in a contest and were 40-2-1 in the '80s when reaching that mark.

WVU is 58-1 since 2000 when scoring 30 points or more in a contest.

### True Freshmen Players

► Seven true freshmen saw action in 2008 for the Mountaineers. Those players included Josh Jenkins (OL), Ricky Kovatch (TE), Mark Rodgers (RB), Robert Sands (DB), D.J. Shaw (DL), Courtney Stuart (DB) and Tyler Urban (TE).

### First-Time Players

► There were 19 Mountaineers who saw action for the first time in 2008 including Alric Arnett (WR), Don Barday (OL), Travis Buttrey (DL), Jack Crow (WR), Larry Ford (DE), Najee Goode (LB), Gino Gradkowski (OL), Josh Jenkins (OL), Ricky Kovatch (TE), Jim Lewis (LB), John McCloskey (RB), Julian Miller (DL), Mark Rodgers (RB), Robert Sands (DB), D.J. Shaw (DL), Eain Smith (DB), Bradley Starks (WR), Courtney Stuart (DB) and Tyler Urban (TE).

### First-Time Starters

► There were 19 Mountaineers who received the first start of their career in 2008, including Franchot Allen (DB), Alric Arnett (WR), Don Barday (OL), Zac Cooper (DE), Sidney Glover (DB), Najee Goode (LB), Eric Jobe (OL), Will Johnson (FB), Ellis Lankster (DB), Pat Lazear (LB), Anthony Leonard (LB), Julian Miller (DL), Sammy Morrone (TE), Robert Sands (DB), Eain Smith (DB), Bradley Starks (WR), Keith Tandy (DB), J.T. Thomas (LB) and Tyler Urban (TE).

### Seven-Up

► The Mountaineers posted their 44th season all-time with at least seven wins and seventh consecutive season with seven wins or more.

When they win at least seven games in a season, the Mountaineers have gone to 15 straight bowl games.



**NFL Mountaineers**

► There are 13 former Mountaineers on NFL rosters, playing for nine different teams.



- |                |                      |
|----------------|----------------------|
| Keilen Dykes   | Arizona Cardinals    |
| Corey McIntyre | Buffalo Bills        |
| Chris Henry    | Cincinnati Bengals   |
| John Thornton  | Cincinnati Bengals   |
| Steve Slaton   | Houston Texans       |
| Darius Reynaud | Minnesota Vikings    |
| Antwan Lake    | New Orleans Saints   |
| Jerry Porter   | Jacksonville Jaguars |
| Owen Schmitt   | Seattle Seahawks     |
| Marc Bulger    | St. Louis Rams       |
| Anthony Becht  | St. Louis Rams       |
| Gary Stills    | St. Louis Rams       |
| Marc Magro     | Tampa Bay Buccaneers |

**Troopers Assigned**

► Two West Virginia State Police troopers were assigned to the Mountaineer football detail for the 2008 season. They were Trooper Glenn Doyle of the Bridgeport detachment and Trooper Randy Schambach of the New Cumberland detachment. This marks the 16th year of troopers' assignments to Mountaineer football.

**Bowling for a Record**

► WVU's four game winning streak in bowl games, including two wins at BCS bowls in 2006 and 2008, marks its greatest postseason win streak since winning three consecutive bowls in 1922, 1938 and 1949.

In 1922, WVU won the East-West Bowl against Gonzaga, 21-13. The Mountaineers followed with a 7-6 victory against Texas Tech in the 1938 Sun Bowl and capped their streak with a 21-12 win over Texas Western in the 1949 Sun Bowl.

The Mountaineers reached a school record four game win streak that already includes impressive performances over heavy favorites Georgia and Oklahoma, as well as Georgia Tech.

**Breaking the Charlotte Streak**

► The Mountaineers won their first game in the city of Charlotte, N.C., with the 31-30 win over North Carolina in the 2008 Meineke Car Care Bowl at Bank of America Stadium.

WVU fell to Conference USA rival East Carolina, 30-23, to open its season on Sept. 4, 1999. The Mountaineers then fell to Virginia in what was formerly known as the Continental Tire Bowl in 2002.

**BIG EAST Bests**

► The Mountaineers posted another winning league record in 2008 with a 5-2 mark. West Virginia's undefeated 7-0 BIG EAST record in 2005 matched the best league record by the Mountaineers since entering the conference in 1991. In 1993, West Virginia also posted a perfect 7-0 mark in BIG EAST play. Next in line is a 6-1 record in 2002 and 2003. The Mountaineers have been crowned league champions in four of the last six years and finished in a tie for second-place in 2006 and 2008.

West Virginia's third-best league record is a 5-2 mark, posted in 2008, 2007, 2006 and also in 1998. WVU has now posted 13 winning conference seasons in 18 years of BIG EAST action starting in 1993 (7-0), 1994 (4-3), 1995 (4-3), 1996 (4-3), 1997 (4-3), 1998 (5-2), 2002 (6-1), 2003 (6-1), 2004 (4-2), 2005 (7-0), 2006 (5-2), 2007 (5-2) and 2008 (5-2).

West Virginia is 78-45-1 in all-time BIG EAST play and is 41-20-1 in BIG EAST home games followed by a 37-25 mark in conference road games. Coach Bill Stewart is 5-2 overall in BIG EAST play with a 3-1 home record and a 2-1 road record in the conference. The Mountaineers are 38-10 in BIG EAST games since the start of the 2002 season, and 22-6 in their last 28 conference games. WVU has won league championships in 1993, 2003, 2004, 2005 and 2007 and finished in second place in 2006 and 2008.

**BIG EAST Honors**

► West Virginia led the BIG EAST in selections to the all-conference team with 10 for the second year in a row. Leading the way was quarterback Pat White, who was named the first-team quarterback for the third-straight season. Center Mike Dent and offensive tackle Ryan Stanchek each have been selected to the team twice.

Other first team selections were Stanchek and linebacker Mortty Ivy. Second team selections were Dent, defensive lineman Scooter Berry, running back Noel Devine, wide receiver Jock Sanders, cornerback Ellis Lankster and Pat McAfee as the punter and kicker.

**WVU vs. 2008 Slate**

► WVU holds a 155-107-6 record (.590) against its 2008 opponents. The Mountaineers own winning records over seven schools: Cincinnati, Connecticut, East Carolina, Louisville, Marshall, Rutgers and Villanova. West Virginia's first-time opponents were Auburn and Colorado. WVU has an even record against USF and North Carolina.

The Mountaineers' 2008 opponents that have the upper hand in the series are Pitt, Syracuse and Colorado, which have beaten the Mountaineers 61 times in 101 tries, 30 times in 56 tries, and once.

<b>2008 Opponent</b>	<b>Series Record</b>
Auburn.....	1-0
Cincinnati.....	14-2-1
Colorado.....	0-1
Connecticut.....	5-0
East Carolina.....	17-3
Louisville.....	8-2
Marshall.....	8-0
North Carolina.....	1-1
Pitt.....	37-61-3
Rutgers.....	30-4-2
Syracuse.....	26-30
USF.....	2-2
Villanova.....	6-1
<b>Overall Record.....</b>	<b>155-107-6 (.590)</b>

## Career Starts

Ryan Stanchek, Sr., OL	47
Pat White, Sr., QB	42
Jake Figner, Sr., OL	38
Greg Isdaner, Jr., OL	37
Quinton Andrews, Jr., DB	33
Dorrell Jalloh, Sr., WR	28
Mortty Ivy, Sr., LB	26
Scooter Berry, r-So., DL	23
Mike Dent, Sr., OL	21
Tito Gonzales, Sr., WR	19
Selvish Capers, Sr., OL	19
Reed Williams, Sr., LB	15
Chris Neild, So., DT	14
Noel Devine, So., RB	13
Jock Sanders, So., WR	13
Alric Arnett, Jr., WR	13
J.T. Thomas, So., LB	13
Ellis Lankster, Sr., DB	13
Brandon Hogan, So., WR/DB	11
Sidney Glover, So., DB	11
Pat Liebig, Sr., DL	10
Robert Sands, Fr., DB	9
John Holmes, Sr., DB	8
Doug Slavonic, Sr., DL	8
Wes Lyons, Jr., WR	7
Anthony Leonard, So., LB	6
Will Johnson, So., FB/TE	5
Eric Jobe, So., OL	5
Kent Richardson, Jr., DB	4
Eain Smith, Fr., DB	4
Pat Lazear, So., LB	3
Tyler Urban, Fr., TE	3
John Bradshaw, Sr., OL	2
Jarrett Brown, Jr., QB	2
Julian Miller, Fr., DL	2
Guesly Dervil, Jr., DB	1
Stephen Maw, Sr., OL	1
Zac Cooper, Jr., DE	1
Boogie Allen, Jr., DB	1
Don Barclay, So., OL	1
Bradley Starks, Fr., WR	1
Najee Goode, Fr., LB	1
Sammy Morrone, Sr., TE	1
Nate Sowers, Jr., DB	1
Keith Tandy, So., DB	1

## Consecutive Starts

(Current)

Ryan Stanchek, Sr., OL	47
Mortty Ivy, Sr., LB	26
Jake Figner, Sr., OL	19
Scooter Berry, r-So., DL	18
Quinton Andrews, Jr., DB	17
Alric Arnett, Jr., WR	13
J.T. Thomas, So., LB	13
Ellis Lankster, Sr., DB	13
Selvish Capers, Sr., OL	13
Jock Sanders, So., WR	10
Pat White, Sr., QB	7
Eric Jobe, So., OL	5
Chris Neild, So., DL	2
Nate Sowers, Jr., DB	1
Keith Tandy, So., DB	1

## Fifth-Year Seniors

► There were 15 fifth-year seniors on the 2008 Mountaineer football team: John Bradshaw (OL), Mike Dent (OL), Jake Figner (OL), Chris Glenn (K), Tito Gonzales (WR), Adam Hughes (LS), Mortty Ivy (LB), Dorrell Jalloh (WR), Jim Lewis (LB), Pat Liebig (DL), Stephen Maw (OL), Sammy Morrone (TE), Doug Slavonic (DL), Ryan Stanchek (OL) and Pat White (QB).

## Slavonic Earns Academic All-America Distinction

► West Virginia University senior defensive lineman Doug Slavonic was named as a second-team member of the *ESPN The Magazine Academic All-American* team as selected by the College Sports Information Directors of America.

Slavonic, a defensive lineman from Pittsburgh, graduated in May with a bachelor's degree in finance with a 3.70 grade point average. He is currently working on a master's degree in business administration. He has been a regular on the Athletic Director's Honor Roll and the BIG EAST Academic All-Star team.

On the field of play, he had 27 tackles including 2.5 sacks, a forced fumble and a fumble recovery. He had a season high four tackles against Marshall, Syracuse and Auburn and registered sacks against Villanova, Marshall and assisted on a sack against Syracuse.

Since 2002, the Mountaineers have had six *ESPN The Magazine Academic All-American* selections, including Jeff Berk (OL, 2004), Jay Henry (LB, 2005 and 2006), Dan Mozes (OL, 2006) and Reed Williams (LB, 2007). Since 1952, WVU has had 21 players earn Academic All-America distinction.

## Career Starts

► West Virginia have had eight players who have 40 or more starts in their career, including Ryan Stanchek, who finished with 47 in his career.

Dan Mozes, 2003-06	49
<b>Ryan Stanchek, 2005-08</b>	<b>47</b>
Keilen Dykes, 2004-07	44
Grant Wiley, 2000-03	44
Avon Cobourne, 1999-02	44
Kyle Kayden, 1998-01	43
<b>Pat White, 2005-08</b>	<b>42</b>
John Thornton, 1995-98	41
Henry Slay, 1994-97	40
<b>Jake Figner, 2005-08</b>	<b>38</b>
Eric Wicks, 2003-07	38
Mike Lorello, 2002-05	38

## Career Games Played

► West Virginia has had eight players who have 50 or more games played in their career. Kicker/Punter Pat McAfee became the all-time games played leader when he played in the Meineke Car Care Bowl, the 51st of his career.

<b>Pat McAfee, 2005-08</b>	<b>51</b>
Dorrell Jalloh, 2005-08	50
Keilen Dykes, 2004-07	50
Marc Magro, 2004-07	50
Vaughn Rivers, 2004-07	50
Eric Wicks, 2004-07	50
Larry Williams, 2004-07	50
Thandi Smith, 2002-05	50
Mike Lorello, 2002-05	50

## The Running Game

► As one of the nation's most potent ground offenses since 2002, the WVU juggernaut continues to put up outstanding running numbers each game.

Its offensive prowess in recent memory has been staggering:

► WVU finished the 2007 year ranked No. 3 in the nation in rushing yards per game (297.2) and had 49 rushing touchdowns on the season, which was No. 2 in the nation.

► WVU finished second in the NCAA in 2006 with 303 rush yards per game and has been amongst the top five in 2002, 2004-07, No. 13 in 2003 and No. 15 in 2008.

► West Virginia has 135 rushing touchdowns in its last 45 games (3.0 per game).

► WVU has rushed for 300 or more yards in 21 of its last 42 games.

► WVU finished No. 1 in the nation in team yards per carry in 2007 at 6.15, led the nation at 6.7 in 2006 and were No. 10 in the nation at 5.28 in 2008.



**Over 200 yards passing the last eight years . . .**

▶ WVU threw for 332 yards against North Carolina in the Meineke Car Care Bowl on Dec. 27, the first time the Mountaineers had over 300 yards passing since Dec. 28, 2000, against Ole Miss in the Music City Bowl. This season, WVU had 219 yards against Cincinnati and threw for 200 or more than three times and four times during the 2007 season. Over the past eight years, WVU is 13-8 when passing for 200 yards or more in a contest.

332	North Carolina (2008)	31-30/W
286	Kent State (2001)	34-14/W
279	at Maryland (2001)	20-32/L
271	at Syracuse (2003)	34-23/W
249	at USF (2007)	13-21/L
244	Rutgers (2006)	41-39/W 3 OT
240	at Boston College (2001)	10-34/L
235	at Syracuse (2007)	55-14/W
228	Tenn.-Chattanooga (2002)	56-7/W
226	Western Michigan (2007)	62-24/W
225	at UCF (2004)	45-20/W
224	Boston College (2004)	17-36/L
222	at Louisville (2006)	34-44/L
219	Cincinnati (2008)	23-36/L OT
216	at East Carolina (2006)	27-10/W
216	Pitt (2003)	52-31/W
215	vs. Virginia (2002)	22-48/L
205	Villanova (2008)	48-21/W
204	at Pitt (2006)	45-27/W
202	East Carolina (2007)	48-7/W
200	at Miami (2003)	20-22/L

**Rushing For 300**

▶ When WVU rolls up 300 or more yards rushing in a contest like it has in the last eight years, good things happen for the Mountaineers. As proof, WVU is 30-3 since 2001 when reaching the 300-yard rushing mark, including 11 victories in the last 12 times when topping that plateau.

WVU has also rushed for 300 or more yards 32 times since 2001.

<b>2008</b>	<b>Rush Yds</b>	<b>Result</b>	<b>2005</b>	<b>Rush Yds</b>	<b>Result</b>
at Louisville	376	35-21/W	vs. Georgia	382	38-35/W
at Colorado	311	17-14/L (OT)	at USF	305	28-13/W
Marshall	319	27-3/W	Pitt	451	45-13/W
			at Maryland	301	31-19/W
			Wofford	339	35-7/W
<b>2007</b>			<b>2004</b>		
vs. Oklahoma	349	48-28/W	at Connecticut	339	31-19/W
Connecticut	517	66-21/W	East Carolina	492	56-23/W
East Carolina	397	48-7/W			
at Maryland	353	31-14/W	<b>2003</b>		
at Marshall	362	48-23/W	Pitt	307	52-31/W
Western Michigan	316	62-24/W	UCF	303	36-18/W
			at East Carolina	361	48-7/W
<b>2006</b>			<b>2002</b>		
vs. Georgia Tech	311	38-35/W	Miami	363	40-23/L
at Pitt	437	25-27/W	East Carolina	536	37-17/W
Cincinnati	313	42-24/W	at Cincinnati	334	35-32/W
at Louisville	318	34-44/L	UT-Chattanooga	332	56-7/W
Syracuse	457	41-17/W			
at Miss. State	314	42-14/W	<b>2001</b>		
Maryland	340	45-24/W	Rutgers	446	80-7/W
E. Washington	394	52-3/W			
Marshall	312	42-10/W			

**Offensive Analysis**

▶ Breaking down the West Virginia offensive numbers for the season, the Mountaineers ran a total of 822 plays, 517 coming on the ground and 305 through the air. The rushing game totaled 2,729 yards, an average of 5.3 yards per play and 15 touchdowns. The passing attack totaled 1,956 yards, 22 touchdowns and an average of 9.7 yards per completion.

Combine the two and the Mountaineers turned in 4,685 yards of total offense and 37 offensive touchdowns for an average of 5.7 yards per play, and an average of 24.5 points per game.

Deeper analysis showed that the Mountaineer offense gained 134 first downs by the run and 86 via the pass. On average, West Virginia totaled 209.9 yards per game on the ground, 150.5 per game passing and 360.4 yards of total offense.

**Average Per Down**

▶ Here's a breakdown of how the 2008 West Virginia offense operated on first, second, third and fourth down.

On first down, the Mountaineers ran a total of 360 plays and gained 2,049 yards for a 5.7 average. On second down, the Mountaineers ran 271 plays for 1,547 yards and a 5.7 average. On third down, the Mountaineers ran 178 plays for 1,075 yards and a 6.0 average gain on third down. West Virginia tried 13 fourth down plays, gaining 14 yards for a 1.1 average.

WVU's touchdowns came 17 times on first down (five rushing and 12 passing), nine times on second down (four rushing and five passing), 10 times on third down (six rushing and four passing), and one time on fourth down (one passing).

**Back-To-Back-To-Back**

▶ West Virginia's loss at Colorado was the first back-to-back regular season defeat since 2004 when the Mountaineers lost to Boston College on Nov. 13 and then at Pitt on Nov. 25. That same year is the last time West Virginia lost back-to-back games overall with the Nov. 25 loss at Pitt and then to Florida State in the Gator Bowl on Jan. 1.

With two-straight losses in 2008 (ECU, Colorado), you have to go back to 2004 to find the last time West Virginia lost three games in a row which occurred at the end of the season with the losses to Boston College and Pitt in the regular season and in the bowl to Florida State.

Not counting a bowl game, the last time the Mountaineers dropped three in a row during the regular season was 2003 with defeats to Cincinnati, Maryland and Miami. With West Virginia's 27-3 victory over Marshall, the Mountaineers avoided three-straight losses for the first time since 2004.

The Mountaineers lost two straight road games (ECU, Colorado) for the first time since 2003 when they dropped a 34-7 contest at Maryland, followed by a 22-20 loss at Miami. Until the ECU and Colorado defeats this season, the 2003 season also marked the last time the Mountaineers lost two straight non-conference games after losing 15-13 to Cincinnati before the Bearcats were members of the BIG EAST and then the 34-7 defeat at Maryland. The victory over Marshall avoided three straight non-conference defeats for WVU.

The East Carolina defeat broke a 15-game non-conference winning streak for West Virginia and a nine-game road non-conference winning streak. However, with the win over Auburn, West Virginia is currently riding a nine-game non-conference home winning streak.

**Jarrett Brown is the first player to have a rush, reception and passing attempt in a game since Adam Bednarik did it in 2005 against Wofford.**

# Pat White

QB, 6-1, 192, r-Sr., Daphne, Ala., Daphne



- ▶ Ranks first all-time in career NCAA QB rushing yardage (4,480)
- ▶ BIG EAST career leader in touchdowns responsible for (103), passing Donovan McNabb
- ▶ First starting quarterback in NCAA history to win four bowl games
- ▶ BIG EAST career leader in total offense (10,529), passing Donovan McNabb
- ▶ Responsible for five touchdowns in record-breaking day at Louisville
- ▶ Career-high and WVU Mountaineer Field record five touchdown passes vs. Villanova; set career high for attempts (33) and completions (25)
- ▶ 2008 Playboy All-American
- ▶ 2008 Walter Camp Player of the Year 'Watch List'
- ▶ Finished No. 6 in the 2007 Heisman Trophy voting
- ▶ Finished No. 7 in the 2008 Heisman Trophy voting
- ▶ 2007 SI.com's Honorable-Mention All-American

- ▶ 2006/2007 BIG EAST Offensive Player of the Year
- ▶ 2006/2007 Alabama Amateur Athlete of the Year
- ▶ 2006/2007 West Virginia Amateur Athlete of the Year
- ▶ 2009 Meineke Car Care Bowl MVP
- ▶ 2008 Tostitos Fiesta Bowl Offensive MVP
- ▶ 2007 Toyota Gator Bowl MVP
- ▶ WVU is 34-8 with White as its starting quarterback; he started his first game against UConn (11-2-05)
- ▶ No active QB has run for more yards in the last four seasons than White
- ▶ WVU and BIG EAST QB rushing record 247 yards versus Syracuse in 2006
- ▶ Back-to-back 1,000 yard rushing seasons in 2006 and 2007
- ▶ Back-to-back 1,000 yards rushing/ 1,000 yards passing seasons in 2006 and 2007
- ▶ BIG EAST career quarterback rushing yards leader (4,480)
- ▶ No. 6 nationally in active career touchdowns responsible for (103)
- ▶ WVU's offense is **104-115** in the red zone under White with 73 touchdowns

## BIG EAST Career QB Rushing

1. Pat White, WVU, 2005-08 .....	4,480
2. Rasheed Marshall, WVU, 2001-04.....	2,040
3. Matt Grothe, USF, 2006-08.....	2,002
4. Donovan McNabb, SU, 1995-98.....	1,561
5. Walter Washington, Temple, 2003-04.....	1,468

## WVU Single-Game Rushing

1. Kay-Jay Harris vs. E. Carolina, 2004.....	337
2. Kerry Marbury, vs. Temple, 1971.....	291
3. Avon Cobourne, vs. E. Carolina, 2002.....	260
4. Pat White vs. Syracuse, 2006 .....	247
5. Amos Zereoue vs. Notre Dame, 1997.....	234
6. Amos Zereoue vs. Rutgers, 1998.....	228
7. Pat White vs. Pitt, 2005.....	220
Pat White vs. Pitt, 2006.....	220
9. Steve Slaton vs. Pitt, 2006.....	215
10. Andrew Wood vs. BC, 1971.....	214

## Career 200-Yard Rushing Games

1. Pat White, 2005-08 .....	4
2. Steve Slaton, 2005-07.....	3
Amos Zereoue, 1996-98.....	3
4. Avon Cobourne, 2000-03.....	2

## BIG EAST Single-Game QB Rushing

1. Pat White, WVU vs. Syracuse, 2006 .....	247
2. Pat White, WVU vs. Pitt, 2005.....	220
3. Pat White, WVU vs. Pitt, 2006.....	220
4. Michael Vick, Va. Tech vs. BC, 2000.....	210
5. Pat White, WVU vs. Louisville, 2008.....	200
6. Pat White, WVU vs. UConn, 2007.....	186

## WVU Single Season Total Offense

1. Marc Bulger/1998.....	3,515
2. Pat White/2007.....	3,059
3. Major Harris/1989.....	2,994
4. Pat White/2006 .....	2,874
5. Pat White/2008 .....	2,816
6. Rasheed Marshall/2004.....	2,747
7. Major Harris/1988.....	2,525

## WVU Career Rushing Yards

1. Avon Cobourne/1999-2002.....	1,050/5,164
2. Pat White/2005-08.....	684/4,480
3. Amos Zereoue/1996-98.....	786/4,086
4. Steve Slaton/2005-07.....	664/3,923
5. Arthur Owens/1972-75.....	416/2,648
6. Robert Walker/1992-95.....	529/2,620
7. Quincy Wilson/1999-2003.....	474/2,608
8. Robert Alexander/1977-80.....	491/2,456
9. Undra Johnson/1985-88.....	442/2,211
10. Robert Gresham/1968-70.....	417/2,181

## Holder of 19 WVU, BIG EAST and NCAA Records

- ▶ First Quarterback in NCAA History to Win Four Consecutive Bowls as Starter
- ▶ NCAA Career QB Rushing: 4,480
- ▶ BIG EAST Career QB Rushing: 4,480
- ▶ WVU Career QB rushing: 4,480
- ▶ WVU Career TDs Responsible For 103
- ▶ BIG EAST Career TDs Responsible For 103
- ▶ Career 200 Yard Rushing Games 4
- ▶ BIG EAST Single Game QB Rushing Leader 247 vs. Syracuse, 2006
- ▶ WVU Single Game QB Rushing Leader 247 vs. Syracuse, 2006
- ▶ WVU Single Game Completion Percentage 18-20 (90%) vs. ECU/2007
- ▶ WVU Single Season Completion Percentage 118-179 (65.9%) in 2006
- ▶ WVU Career Completion Percentage 507-783 (64.8%)
- ▶ WVU Career Total Offense: 10,529
- ▶ BIG EAST Career Total Offense: 10,529
- ▶ WVU Single Game Total Offense 424 yards vs. Pitt/2006
- ▶ WVU Senior Total Offense 2,816 in 2008
- ▶ WVU Sophomore Total Offense 2,874 in 2006
- ▶ WVU Single Season QB Rushing 1,335 in 2007
- ▶ WVU Mountaineer Field Record Five TD Passes vs. Villanova, 2008



**Quarterbacks Who Have Won Three Straight New Year's Bowls As a Starter**

Pat White, West Virginia	2006 Sugar Bowl	W	38-35	Georgia
	2007 Gator Bowl	W	38-35	Georgia Tech
	2008 Fiesta Bowl	W	48-28	Oklahoma
David Greene, Georgia	2003 Sugar Bowl	W	26-23	Florida State
	2004 Capital One Bowl	W	34-27	Purdue
	2005 Outback Bowl	W	24-21	Wisconsin
Peyton Manning, Tennessee	1994 Gator Bowl	W	45-23	Virginia Tech
	1995 Citrus Bowl	W	20-14	Ohio State
	1996 Citrus Bowl	W	48-28	Northwestern
David Humm, Nebraska	1972 Orange Bowl	W	40-6	Notre Dame
	1973 Cotton Bowl	W	19-3	Texas
	1974 Sugar Bowl	W	13-10	Florida



**Pat White's 200-yard Total Offense Games**

- Pitt (2006).....424 (220 Rush/204 Pass)
- UNC (2009).....387 (55 Rush/332 Pass)**
- Louisville (2006).....347 (125 Rush/222 Pass)
- Syracuse (2006).....346 (247 Rush/99 Pass)
- Louisville (2007).....328 (147 Rush/181 Pass)
- Oklahoma (2007).....325 (150 Rush/176 Pass)
- Louisville (2008) ..322 (200 Rush/122 Pass)**
- Rutgers (2007).....300 (156 Rush/144 Pass)
- Cincinnati (2007).....295 (155 Rush/140 Pass)
- UConn (2007).....293 (186 rush/107 pass)
- W. Michigan (2007).....289 (97 Rush/192 Pass)
- Georgia Tech (2007).....276 (145 Rush/ 131 Pass)
- Marshall (2007).....274 (125 Rush/149 Pass)
- Villanova (2008).....271 (63 Rush/208 Pass)**
- USF (2005).....266 (177 Rush/89 Pass)
- Pitt (2005).....261 (220 Rush/41 Pass)
- Cincinnati (2008) ..260 (41 Rush/219 Pass)**
- UConn (2006).....258 (102 Rush/156 Pass)
- East Carolina (2006).....255 (39 Rush/216 Pass)
- Pitt (2008).....236 (93 Rush/143 Pass)**
- UConn (2008).....230 (109 Rush/121 Pass)**
- Syracuse (2007).....237 (89 Rush/148 Pass)
- East Carolina (2007).....223 (42 Rush/181 Pass)
- Marshall (2006).....216 (48 Rush/168 Pass)
- Cincinnati (2005).....211 (111 Rush/100 Pass)

**WVU Career TD Passes**

- Marc Bulger/1996-99.....59
- Pat White/2005-08 .....56**
- Rasheed Marshall/2001-04 .....45
- Oliver Luck/1978-81 .....43
- Chad Johnston/1993-96 .....43
- Major Harris/1987-89 .....41

<b>NCAA Career Quarterback Rushing</b>						
Player, Team	Years	G	Rushes	Yards	TD	Yds/Gm
<b>1. Pat White, West Virginia</b>	<b>2005-08</b>	<b>49</b>	<b>684</b>	<b>4,480</b>	<b>47</b>	<b>91.4</b>
2. Brad Smith, Missouri	2002-05	48	799	4,289	45	89.4
3. Antwaan Randle El, Indiana	1998-01	44	857	3,895	44	88.5
4. Joshua Cribbs, Kent State	2001-04	43	632	3,670	38	85.3
5. Dee Dowis, Air Force	1986-89	47	543	3,612	41	76.9
6. Kareem Wilson, Ohio	1995-98	45	*885	3,597	49	79.9
7. Eric Crouch, Nebraska	1998-01	43	648	3,434	*59	79.9
8. Chris McCoy, Navy	1995-97	32	682	3,401	43	106.3
9. Beau Morgan, Air Force	1994-96	35	594	3,379	42	96.5
10. Brian Mitchell, La.-Lafayette	1986-89	43	678	3,335	47	77.6
11. Fred Solomon, Temple	1971-74	43	557	3,299	39	76.7
12. Vince Young, Texas	2003-05	37	457	3,127	37	84.5
13. Ell Roberson, Kansas St.	2000-03	47	604	2,818	40	60.0
14. Stacey Robinson, Northern Ill.	1988-90	25	429	2,727	38	109.1
15. Jamelle Holieway, Oklahoma	1985-88	38	505	2,699	30	71.0
16. Woodrow Dantzler, Clemson	1998-01	36	549	2,615	27	72.6
17. Jammal Lord, Nebraska	2000-03	39	516	2,573	24	66.0
18. Bill Hurley, Syracuse	1975-79	46	685	2,551	19	55.5
19. Matt Jones, Arkansas	2001-04	46	382	2,535	24	55.1
20. Michael Carter, Hawaii	1990-93	46	574	2,534	39	55.1
* Record						

**Career Total Offense**

- Pat White/2005-08 .....1,467/10,529**
- Marc Bulger/ 1996-99 .....1,100/7,827
- Rasheed Marshall/2001-04 .....1,286/7,598
- Major Harris/1987-89 .....1,018/7,344
- Oliver Luck/1978-81 .....1,278/6,282
- Chad Johnston/1993-96 .....1,041/5,664
- Avon Cobourne/1999-2002 .....1,050/5,164
- Dan Kendra/1974-77 .....868/4,752
- Mike Sherwood/1968-70 .....797/4,475
- Jeff Hostetler/1982-83 .....751/4,393

**WVU Single Game Total Offense**

Pl/Yds.	Name	Opp.	Date
<b>38/424...</b>	<b>Pat White</b>	<b>Pitt</b>	<b>11-16-06</b>
52/424	Marc Bulger	Missouri	12-26-98
47/407	Mike Sherwood	Pitt	9-28-68
38/394	Marc Bulger	Pitt	11-27-98
<b>53/387 ...</b>	<b>Pat White</b>	<b>UNC</b>	<b>12-27-08</b>
39/372	Major Harris	BC	10-22-88
51/370	Chad Johnston	Pitt	10-15-94
47/356	Marc Bulger	Miami	10-24-98
52/354	Oliver Luck	Syracuse	11-21-81
43/352	Chad Johnston	Purdue	9-2-95
49/351	Marc Bulger	Miami	10-30-99



**Pat White Career Rushing G-B-G**

Rush	No.	Yds	Avg.	TD	Lg
SU (05)	6	20	5.0	0	5
WOFF	11	107	9.7	1	48
UMD	9	62	6.9	0	33
ECU	3	5	1.7	0	3
VT	11	44	4.0	0	13
RUT	2	-3	-1.5	0	0
UL	11	69	6.3	0	18
CONN	12	63	5.3	2	14
UC	8	111	13.9	0	34
PITT	23	220	9.6	2	47
USF	11	177	16.1	2	76
UGA	24	77	3.2	0	13
<b>Totals</b>	<b>131</b>	<b>952</b>	<b>7.3</b>	<b>7</b>	<b>76</b>

MU (06)	7	48	6.9	0	14
FWU	2	22	11.0	0	30
UMD	12	85	7.1	1	47
ECU	11	39	3.5	1	11
MSU	11	76	6.9	2	46
SU	15	247	16.5	4	69
UConn	15	102	6.8	1	45
UL	23	125	5.4	4	21
UC	10	96	9.3	2	53
PITT	22	220	10.0	2	64
USF	15	17	1.1	0	10
RUT			DNP		
GT	22	145	6.6	1	27
<b>Totals</b>	<b>165</b>	<b>1,219</b>	<b>7.4</b>	<b>18</b>	<b>69</b>

WMU (07)	9	97	10.8	2	38
MU	17	125	7.4	1	26
UMD	11	22	2.0	1	22
ECU	9	42	4.7	2	13
USF	9	36	4.0	0	18
SU	14	89	6.4	1	27
MSU	5	89	17.8	1	64
RUT	22	156	7.1	1	50
UL	24	147	6.1	1	50
UC	27	155	5.7	2	14
UConn	16	186	11.6	2	35
PITT	14	41	2.9	0	19
OKLA	20	150	7.5	0	42
<b>Totals</b>	<b>177</b>	<b>1,335</b>	<b>6.8</b>	<b>14</b>	<b>64</b>

VU (08)	9	63	7.0	0	15
ECU	20	97	4.8	0	23
CU	19	148	7.8	2	44
MU	11	61	5.5	0	15
RUT	11	59	5.4	0	18
SU			DNP		
AU	11	8	0.7	0	22
UConn	21	109	5.2	2	36
UC	20	41	2.0	0	15
UL	21	200	9.5	3	66
Pitt	12	93	7.8	1	54
USF	15	40	2.7	0	20
UNC	21	55	2.6	0	16
<b>Totals</b>	<b>191</b>	<b>974</b>	<b>5.1</b>	<b>8</b>	<b>66</b>

**Pat White Career Passing G-B-G**

Pass	Att	Cmp	Int	Yds	TD	Lg
SU (05)	6	3	0	63	0	39
WOFF	10	6	0	82	0	22
UMD	5	3	0	29	0	15
ECU	8	5	2	64	1	22
VT	11	9	0	85	2	46
RUT	1	0	0	0	0	0
UL	11	5	0	49	0	20
UConn	16	7	1	106	1	50
UC	12	7	0	100	1	36
PITT	10	4	1	41	1	22
USF	10	5	1	89	1	33
UGA	14	11	0	120	1	30
<b>Totals</b>	<b>114</b>	<b>65</b>	<b>5</b>	<b>828</b>	<b>8</b>	<b>50</b>

MU (06)	14	10	0	168	2	45
FWU	4	4	0	48	0	17
UMD	9	6	0	43	1	12
ECU	24	17	3	216	2	60
MSU	9	6	0	92	0	27
SU	19	12	1	99	0	20
UConn	14	9	1	156	1	56
UL	20	13	0	222	0	44
UC	13	7	0	98	1	34
PITT	16	11	0	204	2	67
USF	22	14	2	178	2	44
RUT			DNP			
GT	15	9	0	131	2	57
<b>Totals</b>	<b>179</b>	<b>118</b>	<b>7</b>	<b>1,655</b>	<b>13</b>	<b>67</b>

WMU (07)	18	10	0	192	2	58
MU	18	13	0	149	2	48
UMD	13	8	0	95	0	35
ECU	20	18	0	181	2	33
USF	18	12	1	100	0	28
SU	15	12	0	148	1	31
MSU	12	8	1	61	2	14
RUT	16	10	0	144	0	51
UL	25	16	0	181	2	32
UC	19	13	1	140	0	32
UConn	13	9	1	107	1	49
PITT	10	5	0	50	0	20
OKLA	19	10	0	176	2	79
<b>Totals</b>	<b>216</b>	<b>144</b>	<b>4</b>	<b>1,724</b>	<b>14</b>	<b>79</b>

VU (08)	33	25	1	208	5	34
ECU	18	11	0	72	0	13
CU	14	10	0	43	0	18
MU	21	17	0	130	2	21
RUT	17	12	0	137	2	25
SU			DNP			
AU	21	13	2	174	3	44
UConn	18	11	0	121	1	22
UC	38	20	1	219	2	30
UL	11	6	0	122	2	52
Pitt	28	15	2	143	0	24
USF	23	14	0	141	1	26
UNC	32	26	1	332	3	44
<b>Totals</b>	<b>274</b>	<b>180</b>	<b>7</b>	<b>1,842</b>	<b>21</b>	<b>52</b>



**Gaining 1,000-yards rushing and 1,000-yards passing in a season in NCAA History**

1. Johnny Bright, Drake, 1950.....1,232 rush/1,168 pass
2. Reggie Collier, So. Miss., 1981.....1,005 rush/1,004 pass
3. Bart Weiss, Air Force, 1985.....1,032 rush/1,449 pass
4. Darian Hagan, Colorado, 1989.....1,004 rush/1,002 pass
5. Dee Dowis, Air Force, 1989.....1,286 rush/1,285 pass
6. Brian Mitchell, La-Lafayette, 1989.....1,311 rush/1,966 pass
7. Michael Carter, Hawaii, 1991.....1,092 rush/1,172 pass
8. Beau Morgan, Air Force, 1995.....1,285 rush/1,165 pass
9. Beau Morgan, Air Force, 1996.....1,494 rush/1,210 pass
10. Chris McCoy, Navy, 1997.....1,370 rush/1,203 pass
11. Scott Frost, Nebraska, 1997.....1,095 rush/1,237 pass
12. Antwaan Randle El, Indiana, 2000.....1,270 rush/1,783 pass
13. Keith Boyea, Air Force, 2001.....1,216 rush/1,253 pass
14. W. Dantzler, Clemson, 2001.....1,004 rush/2,360 pass
15. Joshua Gibbs, Kent State, 2001.....1,019 rush/1,516 pass
16. Eric Crouch, Nebraska, 2001.....1,115 rush/1,510 pass
17. Brad Smith, Missouri, 2002.....1,029 rush/2,333 pass
18. Joshua Gibbs, Kent State, 2002.....1,057 rush/1,014 pass
19. Jammal Lord, Nebraska, 2002.....1,412 rush/1,362 pass
20. Chance Harridge, Air Force, 2002.....1,229 rush/1,062 pass
21. Eli Roberson, Kansas St, 2002.....1,032 rush/1,580 pass
22. Craig Candelo, Navy, 2003.....1,112 rush/1,140 pass
23. Brad Smith, Missouri, 2003.....1,406 rush/1,977 pass
24. Vince Young, Texas, 2004.....1,079 rush/1,849 pass
25. Brad Smith, Missouri, 2005.....1,301 rush, 2,304 pass
25. Vince Young, Texas, 2005.....1,050 rush/3,036 pass
- 26. Pat White, WVU, 2006.....1,219 rush/1,655 pass**
27. M. Desormeaux, UL-Laf., 2007.....1,141 rush/1,405 pass
- 28. Pat White, WVU, 2007.....1,335 rush/1,724 pass**
29. Dan LeFevour, C. Mich., 2007.....1,122 rush/3,652 pass
30. M. Desormeaux, UL-Laf., 2008.....1,001 rush/1,633 pass

**In 2007, Pat White had the 6th-highest single season rushing total by a quarterback in NCAA history and is just the 5th player in NCAA history to rush for 1,000 yards and pass for 1,000 yards in multiple seasons**

**NCAA Single Game QB 200 Yards Passing and 200 Yards Rushing**

Player Team	Date	Opponent	Yards Rush	Yards Pass
Pat White, WVU	Nov. 16, 2006	Pitt	220	204
Vince Young, Texas	Jan. 4, 2006	USC	200	267
Vince Young, Texas	Oct. 29, 2005	Oklahoma State	267	239
Brad Smith, Missouri	Oct. 22, 2005	Nebraska	246	234
Antwaan Randle El, Indiana	Oct. 21, 2000	Minnesota	210	263
Marques Tuiasosopo, Washington	Oct. 30, 1999	Stanford	207	302
Brian Mitchell, La. Lafayette	Nov. 21, 1987	Colorado State	271	205
Steve Gage, Tulsa	Nov. 8, 1986	New Mexico	212	209



**White's Career Long Rushes**

1.	76/TD	USF (2005)
2.	69/TD	Syracuse (2006)
3.	<b>66/TD</b>	<b>Louisville (2008)</b>
4.	65/TD	USF (2005)
5.	64/TD	Pitt (2006)
	64/TD	Miss. State (2007)
7.	<b>54/TD</b>	<b>Pitt (2008)</b>
8.	53	Cincinnati (2006)
9.	50/TD	Louisville (2007)
	50	Rutgers (2007)
11.	48/TD	Wofford (2005)
12.	47	Pitt (2005)
13.	46/TD	Mississippi State (2006)
14.	45/TD	Connnecticut (2006)
15.	<b>44</b>	<b>Colorado (2008)</b>
16.	<b>43</b>	<b>Louisville (2009)</b>
17.	42	Oklahoma (2007)
18.	40/TD	Syracuse (2006)
	40	Mississippi State (2006)
20.	<b>39</b>	<b>Colorado (2008)</b>
21.	38/TD	Western Michigan (2007)

**White's Career Long Passes**

1.	79/TD	Tito Gonzalez/Oklahoma (2007)
2.	67/TD	Steve Slaton/Pitt (2006)
3.	60/TD	Darius Reynaud/E. Carolina (2006)
4.	58	Darius Reynaud/W. Michigan (2007)
5.	57/TD	Tito Gonzalez/Ga. Tech (2007)
6.	<b>55</b>	<b>Alric Arnett/Louisville (2008)</b>
7.	52/TD	Rayshawn Bolden/UConn (2006)
8.	51	Steve Slaton/Rutgers (2007)
9.	50/TD	Steve Slaton/W. Michigan (2007)
10.	50	Brandon Myles/UConn (2005)
12.	49	Darius Reynaud/UConn (2007)
12.	46/TD	Darius Reynaud/Marshall (2007)
13.	45	Tito Gonzalez/Marshall (2006)
14.	<b>44/TD</b>	<b>Alric Arnett/Auburn (2008)</b>
	<b>44/TD</b>	<b>Alric Arnett/UNC (2009)</b>
	44	Brandon Myles/USF (2006)
17.	43	Steve Slaton/Pitt (2006)
18.	40	Darius Reynaud/Louisville (2006)
19.	39	Brandon Myles/Syracuse (2005)
20.	37	Darius Reynaud/Miss. St. (2006)

**White Strikes**

► Quarterback Pat White threw for two touchdowns in six games in 2007, including two in the Tostitos Fiesta Bowl victory over Oklahoma.

He started 2008 off with a bang with a career-best five touchdown passes in the season-opener against Villanova and followed that up with two more passing strikes in the Marshall, Rutgers and Louisville wins and three in the Auburn and North Carolina wins.

White has now thrown two TDs in 20 career games, including 17 of his last 28 games.

WVU is 17-3 when White throws at least two touchdowns in a game.

**NCAA Single-Season Quarterback Rushing**

Player, Team	Year	G	Rushes	Yards	TD	Avg.
1. Beau Morgan, Air Force	1996	11	225	1,494	18	6.64
2. Stacey Robinson, Northern Ill.	1989	11	223	1,443	19	6.47
3. Jammal Lord, Nebraska	2002	14	251	1,412	8	5.63
4. Brad Smith, Missouri	2003	13	21	1,406	18	6.63
5. Chris McCoy, Navy	1997	11	246	1,370	20	5.57
<b>6. Pat White, West Virginia</b>	<b>2007</b>	<b>13</b>	<b>197</b>	<b>1,335</b>	<b>14</b>	<b>6.8</b>
7. Dee Dowis, Air Force	1987	12	194	1,315	10	6.78
8. Brian Mitchell, La.Lafayette	1989	11	237	1,311	19	5.53
9. Brad Smith, Missouri	2005	12	229	1,301	16	5.68
10. Fred Solomon, Tampa	1974	11	193	1,300	19	6.74
11. Dee Dowis, Air Force	1989	12	172	1,286	18	7.48
12. Beau Morgan, Air Force	1995	12	229	1,285	19	5.61
13. Antwaan Randle El, Indiana	200	11	218	1,270	13	5.83
14. Stacey Robinson, Northern Ill.	1990	11	193	1,238	19	6.41
15. Chance Harridge, Air Force	2002	13	252	1,229	22	4.88
16. Chris McCoy, Navy	1996	11	268	1,228	16	4.58
<b>17. Pat White, West Virginia</b>	<b>2006</b>	<b>12</b>	<b>165</b>	<b>1,219</b>	<b>18</b>	<b>7.38</b>
18. Keith Boyea, Air Force	2001	12	230	1,216	18	5.29
19. Rob Perez, Air Force	1991	12	233	1,157	10	4.97
20. Michael Desormeaux, UL Lafayette	2007	12	188	1,141	7	6.07
21. Jack Mildren, Oklahoma	1971	11	193	1,140	17	5.91
22. Nolan Cromwell, Kansas	1975	11	218	1,124	9	5.16
23. Eric Crouch, Nebraska	2001	12	203	1,115	18	5.49
24. Craig Candelo, Navy	2003	13	271	1,112	16	4.10
25. Scott Frost, Nebraska	1997	12	176	1,095	19	6.22
26. Michael Carter, Hawaii	1991	12	221	1,092	16	4.94
27. Vince Young, Texas	2004	12	167	1,079	14	6.46
28. Tory Crawford, Army	1986	11	244	1,075	15	4.41
29. Kareem Wilson, Ohio	1996	12	275	1,072	14	3.90
30. Joshua Cribbs, Kent State	2002	10	137	1,057	10	7.72
31. Vince Young, Texas	2005	13	155	1,050	12	6.77

**Sophomore Total Offense**

	<b>Plays/Yards</b>
Pat White/2006	<b>344/2,874</b>
Major Harris/1988	320/2,525
Marc Bulger/1997	375/2,372

**Sophomore Scoring**

	<b>Points</b>
Paul Woodside/1982	116
<b>Pat White/2006</b>	<b>108</b>
Amos Zereoue/1997	108

**Junior Rushing**

	<b>Carries/Yards</b>
Amos Zereoue/1998	283/1,462
<b>Pat White/2007</b>	<b>197/1,335</b>
Avon Cobourne/2001	267/1,298

**Junior Total Offense**

	<b>Plays/Yards</b>
Marc Bulger/1998	452/3,515
<b>Pat White/2007</b>	<b>413/3,059</b>
Major Harris/1989	400/2,994

**Senior Total Offense**

	<b>Plays/Yards</b>
<b>Pat White/2008</b>	<b>465/2,816</b>
Rasheed Marshall/2004	411/2,747
Oliver Luck/1981	434/2,497

**NCAA Career Active TDs Responsible For**

	<b>TDs</b>
1. Graham Harrell/Texas Tech	146
2. Chase Clement/Rice	125
3. Chase Daniel/Missouri	111
4. Tim Tebow/Florida	110
5. Dan LeFevour/Central Michigan	107
<b>6. Pat White/West Virginia</b>	<b>103</b>
7. Colt McCoy/Texas	102

**NCAA Career Active Passing Touchdowns**

	<b>TDs</b>
1. Graham Harrell/Texas Tech	134
2. Chase Daniel/Missouri	101
3. Chase Clement/Rice	99
4. Sam Bradford/Oklahoma	86
5. Chase Holbrook/New Mexico State	85
Colt McCoy/Texas	85
7. Rudy Carpenter/Arizona State	81
8. Tim Hiller/Western Michigan	76
9. Nate Davis/Ball State	74
Dan LeFevour/Central Michigan	74
<b>21. Pat White/West Virginia</b>	<b>56</b>

## What They're Saying About Pat White

- ▶ "We think Pat White is an underrated passer. He proved today he's as good as passing as he is running." -- Villanova coach Andy Talley
- ▶ "He can go for a home run at any time. He's fast, and he can stop on a dime. He can be going full speed horizontally, stick a foot in the ground and go full speed vertical. Give him just a little bit of daylight, and he's off." -- Rutgers coach Greg Schiano
- ▶ "From the moment the then redshirt freshman came off the bench in the Mountaineers' Oct. 15, 2005, game against Louisville and promptly led a 17-point, fourth-quarter comeback and triple-overtime victory, it was obvious he possessed that rare ability to change the course of a game in one play." -- Stewart Mandel, CNNSI.com
- ▶ "I like Pat White at West Virginia; I really do. ... For college football right now with the offense that West Virginia runs ... He's a dynamic runner and a better thrower than people give him credit for, and I think he will be even better throwing the football this year." -- ESPN's Todd Blackledge on who he thinks is the best quarterback in the nation
- ▶ "After witnessing firsthand the all-inspiring talents of Patrick White, there's no doubt in my mind he's one of the top players in the country, if not the top." Gregg Ellis, Daily Journal
- ▶ "If winning - especially big games - is the gold standard, then today's WVU fans are watching the greatest quarterback in the school's history in Patrick White." -- Bob Hertzler, Fairmont Times West Virginian

### 2007 White by Quarter - Rushing

Ist	Rush	Yds	Avg.	Td	Lng
WMU	4	25	6.3	0	11
MU	2	11	5.5	0	6
UMD	3	16	5.3	1	22
ECU	1	5	5.0	0	5
USF	2	7	3.5	0	7
SU	6	31	5.2	1	14
MSU	3	93	31.0	1	64
RUT	2	3	1.5	0	4
UL	6	26	4.3	0	18
UC	5	11	2.2	0	7
UCONN	3	20	6.6	1	14
PITT	6	34	5.6	0	21
OKLA	7	56	8.0	0	20

2nd	Rush	Yds	Avg.	Td	Lng
WMU	3	37	12.3	1	38
MU	4	34	8.5	0	26
UMD	5	-9	-1.8	0	4
ECU	3	20	6.7	1	13
USF	7	29	4.1	0	18
SU	6	29	4.8	0	9
MSU	2	-4	-2.0	0	1
RUT	10	69	6.9	1	22
UL	7	23	3.3	0	6
UC	10	63	6.3	2	13
UCONN	4	38	9.5	0	29
PITT	3	-1	-0.3	0	4
OKLA	5	24	4.8	0	15

3rd	Rush	Yds	Avg.	Td	Lng
WMU	2	35	17.5	1	22
MU	6	48	8.0	1	20
UMD	1	12	12.0	0	12
ECU	5	17	3.4	1	10
USF	0	0	0	0	0
SU	2	29	14.5	0	27
MSU	0	0	0	0	0
RUT	5	15	3.0	0	15
UL	2	9	4.5	0	6
UC	8	54	6.75	0	7
UCONN	9	128	14.2	1	35
PITT	0	0	0	0	0
OKLA	6	64	10.6	0	42

4th	Rush	Yds	Avg.	Td	Lng
WMU	0	0	0	0	0
MU	5	32	6.4	0	10
UMD	2	3	1.5	0	2
ECU	0	0	0	0	0
USF	0	0	0	0	0
SU	0	0	0	0	0
MSU	0	0	0	0	0
RUT	5	69	13.8	0	50
UL	9	89	9.9	1	50
UC	4	27	6.75	0	14
UCONN	0	0	0	0	0
PITT	4	8	2.0	0	12
OKLA	2	6	3.0	0	5

### 2007 White by Quarter - Passing

Ist	Att	Cmp	Int	Yds	TD	Lg
WMU	5	5	0	151	2	58
MU	8	6	0	72	1	46
UMD	4	3	0	23	0	10
ECU	5	4	0	37	0	13
USF	9	5	1	25	0	9
SU	4	4	0	40	0	16
MSU	8	6	0	63	2	14
RUT	2	2	0	12	0	6
UL	9	6	0	72	2	18
UC	4	3	0	38	0	32
UCONN	6	4	0	74	1	49
PITT	3	2	0	10	0	6
OKLA	9	4	0	25	0	13

2nd	Att	Cmp	Int	Yds	TD	Lg
WMU	3	1	0	12	0	12
MU	3	2	0	0	0	2
UMD	5	2	0	46	0	35
ECU	8	7	0	65	1	12
USF	9	7	0	75	0	26
SU	8	6	0	85	0	31
MSU	4	2	1	-2	0	1
RUT	7	4	0	42	0	13
UL	3	2	0	36	0	32
UC	7	6	1	68	0	26
UCONN	5	4	0	24	0	16
PITT	3	2	0	20	0	11
OKLA	6	4	0	71	1	34

3rd	Att	Cmp	Int	Yds	TD	Lg
WMU	10	4	0	29	0	11
MU	6	4	0	61	1	23
UMD	3	3	0	26	0	21
ECU	7	7	0	79	1	33
USF	0	0	0	0	0	0
SU	3	2	0	23	1	20
MSU	0	0	0	0	0	0
RUT	7	4	0	90	0	51
UL	7	5	0	48	0	23
UC	6	1	0	21	0	21
UCONN	2	1	1	9	0	9
PITT	0	0	0	0	0	0
OKLA	3	1	0	1	0	1

4th	Att	Cmp	Int	Yds	TD	Lg
WMU	0	0	0	0	0	0
MU	1	1	0	16	0	16
UMD	1	0	0	0	0	0
ECU	0	0	0	0	0	0
USF	0	0	0	0	0	0
SU	0	0	0	0	0	0
MSU	0	0	0	0	0	0
RUT	0	0	0	0	0	0
UL	6	3	0	25	0	12
UC	2	1	0	13	0	13
UCONN	0	0	0	0	0	0
PITT	4	1	0	20	0	20
OKLA	1	1	0	79	1	79

### NCAA Active Career Rushing TDs Leader

	Rushing TDs
1. Ian Johnson, Boise State	58
2. Jorvorskie Lane, Texas A&M	49
3. Kory Sheets, Purdue	48
Tyrell Fenroy, UL Lafayette	48
<b>5. Pat White, WVU</b>	<b>47</b>
James Davis, Clemson	47

### NCAA Active Career Yards Per Carry

	Yards Per Carry
1. Jeremiah Johnson, Oregon	6.69
<b>2. Pat White, WVU</b>	<b>6.55</b>
3. Kendall Hunter, Okla. State	6.47
4. Michael Desormeux, La.-Lafayette	6.42
5. C.J. Spiller, Clemson	5.99

### NCAA Active Career Rushing Yards

	Yards
1. Tyrell Fenroy, La.-Lafayette	808/4,646
<b>2. Pat White, WVU</b>	<b>684/4,480</b>
3. Javon Ringer, Michigan State	843/4,398
4. Damion Fletcher, Souther Miss.	790/4,287
5. Ian Johnson, Boise State	752/4,184

### On Pat White ...

"I don't know if there's a more explosive runner playing under center in the country, and Pat White has transformed himself into more than just a running threat. He's the best two-way threat I've seen since Vince Young."

Mark Schlabach  
National College Football Writer  
ESPN.com

**WVU Single Game Comp. %  
(min. 10 att.)**

- 1. Pat White vs. ECU/2007..... 90% (18-20)**
  - A. Bednarik vs. Rutgers/2005..... 90% (9-10)
  - Mike Sherwood vs. Richmond/1970..... 90% (9-10)

**WVU Career Completion Percentage  
(min. 100 att.)**

- 1. Jarrett Brown, 2006-08.....648**
- Pat White, 2005-08.....648**
- Marc Bulger/1996-99.....616
- Jake Kelchner/1992-93.....601
- Mike Sherwood/1968-70.....574
- Major Harris/1987-89.....553
- Rasheed Marshall/2001-04.....545
- Brad Lewis/1998-2001.....544
- Darren Studstill/1990-93.....529
- Kevin White/1981-84.....528

**WVU Single Season Pass Efficiency  
(min. 50 att.)**

- Jake Kelchner/1993.....164.01
- 2. Pat White/2006.....159.73**
- Major Harris/1988.....159.17
- Marc Bulger/1998.....157.35
- 5. Pat White/2007.....151.40**
- Darren Studstill/1993.....149.69
- Mike Sherwood/1970.....145.43
- Adam Bednarik/2005.....145.20
- Rasheed Marshall/2004.....143.44
- 10. Pat White/2008.....142.35**

**WVU Career Passing Efficiency**

- Jake Kelchner/1992-93.....148.42
- 2. Pat White/2005-08.....147.37**
- Major Harris/1987-89.....143.31
- Marc Bulger/1996-99.....140.93
- Mike Sherwood/1968-70.....131.61
- Allen McCune/1964-65.....129.88
- Rasheed Marshall/2001-04.....124.90
- Chad Johnston/1993-96.....120.86
- Darren Studstill/1990-93.....120.47
- Jeff Hostetler/1982-83.....120.09

**WVU Career Interception Avoidance**

*(min. 100 att.)*

- Jeff Hostetler/1982-83.....0279
- 2. Pat White/2005-08.....0293**
- Kevin White/1981-84.....0296
- Jake Kelchner/1992-93.....0307
- Marc Bulger/1996-99.....0332
- Chad Johnston/1993-96.....0334
- Brad Lewis/1998-2001.....0364
- Greg Jones/1988-90.....0365
- Rasheed Marshall/2001-04.....0372
- Mike Sherwood/1968-70.....0436

**BIG EAST Single Game Completion Percentage (min. 10 att.)**

- Michael Vick, Virginia Tech vs. Rutgers/1999.....91.7% (11-12)
- Bryan Randall, Virginia Tech vs. Texas A&M/2002.....90.9% (10-11)
- Troy Nunes, Syracuse vs. BYU/2000.....90.9% (10-11)
- Ray Lucas, Rutgers vs. Colgate/1993.....90.9% (10-11)
- 5. Pat White, WVU vs. East Carolina/2007.....90.0% (18-20)**
  - Adam Bednarik, WVU vs. Rutgers/2005.....90.0% (9-10)
- Tyler Palko, Pitt vs. Citadel/2006.....88.2% (15-17)

**NCAA Active Leaders In Yards Per Play (Total Offense)**

Player	Position	School	Year	Games	Plays	Yards	Yards per Play
1. Sam Bradford	QB	Oklahoma	So.	28	897	7,895	8.80
2. David Johnson	QB	Tulsa	Sr.	33	571	4,763	8.34
3. Joe Ganz	QB	Nebraska	Sr.	24	700	5,466	7.81
4. Zac Robinson	QB	Oklahoma St.	Jr.	33	1,013	7,786	7.69
5. Mike Teel	QB	Rutgers	Sr.	48	1,198	9,173	7.66
6. Case Keenum	QB	Houston	So.	26	1,041	7,912	7.60
7. Colin Kaepernick	QB	Nevada	So.	24	896	6,747	7.53
8. Nate Davis	QB	Ball State	Jr.	39	1,297	9,734	7.51
9. Graham Harrell	QB	Texas Tech	Sr.	45	2,124	15,599	7.34
<b>14. Pat White</b>	<b>QB</b>	<b>WVU</b>	<b>Sr.</b>	<b>49</b>	<b>1,467</b>	<b>10,529</b>	<b>7.18</b>





**Can't Pass?**

► Going into the 2008 season, the biggest question about quarterback Pat White was his ability to be a good passer. He proved he could lead the offense whether on the ground or through the air.

White completed 180-of-274 passes for 1,842 yards and 21 touchdowns. All of his passing numbers set season highs for White in 2008.

During the 2008 season, White threw for two or more touchdowns seven times, including five against Villanova and three against Auburn and North Carolina.

The senior signal-caller tallied a career-best five touchdown passes against Villanova, tying for the second-best touchdown passing performance in school history.

White also holds a Mountaineer Field record with his five strikes, becoming the first WVU quarterback to do so in the 28-year history of the facility.

He also set personal bests in attempts (33) and completions (25) against the Wildcats.

**WVU Single Game Passing TDs**

- Marc Bulger vs. Pitt/1998 ..... 6
- Pat White vs. Villanova/2008 ..... 5**  
Brad Lewis vs. Ole Miss/2000 ..... 5  
Allen McCune vs. Pitt/1965 ..... 5
- Nine Occurrences..... 4

**Most TD Passes at Mountaineer Field**

**Career BIG EAST TDs Responsible For**

- Pat White, WVU (2005-08)..... 103**
- Donovan McNabb, Syracuse (1995-98).....96
- Ken Dorsey, Miami (1999-02)..... 88
- Tyler Palko, Pitt (2002-06) ..... 78
- Rod Rutherford, Pitt (2000-03)..... 74
- Rasheed Marshall, WVU (2000-04).....69
- Henry Burris, Temple (1993-96)..... 61  
Glenn Foley, Boston College (1991-93)..... 61
- Ray Lucas, Rutgers (1992-95).....58
- Maurice DeShazo, Virginia Tech (1991-94)....56
- Marc Bulger, WVU (1996-99).....55

**Pat White's 200-Yard Passing Games**

► Pat White threw for a career-best 332 yards in the Car Care Bowl win over UNC. He notched his third career 200-yard passing game when he passed for 208 against Villanova in the season-opener and followed that up with his fourth-career game with 219 against Cincinnati.

WVU is 3-2 when White passes for 200 or more in a game.

Pass	Att	Cmp	Int	Yds	TD	Lg
UNC ('08)	32	26	1	332	3	44
LQU ('06)	20	13	0	222	0	44
UC ('08)	38	20	1	219	2	30
PITT ('06)	16	11	0	204	2	67
VILL ('08)	33	25	1	208	5	34

**2008 White by Quarter - Rushing**

1st	Rush	Yds	Avg	Td	Lng
VU	1	10	10.0	0	1
ECU	5	36	7.2	0	23
CU	5	67	13.4	1	44
MU	3	16	5.3	0	15
RU	4	35	8.8	0	18
SU			DNP		
AU	1	22	22.0	0	22
UCONN	6	24	4.0	0	12
UC	4	31	7.0	0	15
UL	5	24	4.8	0	16
Pitt	2	26	13.0	1	16
USF	3	5	1.7	0	9
UNC	5	28	5.6	0	16

2nd	Rush	Yds	Avg	Td	Lng
VU	5	48	9.6	0	15
ECU	6	33	5.5	0	16
CU	4	13	3.3	0	8
MU	6	32	5.3	0	8
RU	3	16	5.3	0	8
SU			DNP		
AU	3	17	5.6	0	4
UCONN	7	29	4.1	1	24
UC	5	12	2.0	0	7
UL	5	12	2.0	0	5
Pitt	5	9	1.8	0	4
USF	4	2	0.5	0	9
UNC	4	15	3.8	0	8

3rd	Rush	Yds	Avg	Td	Lng
VU	2	10	5.0	0	6
ECU	6	16	2.7	0	9
CU	6	52	8.7	1	39
MU	2	13	6.5	0	8
RU	4	8	2.0	0	10
SU			DNP		
AU	4	1	0.25	0	3
UCONN	5	19	3.8	0	6
UC	5	6	1.0	0	7
UL	6	67	11.0	2	43
Pitt	3	61	20.0	1	54
USF	5	20	4.0	0	20
UNC	4	2	-0.5	0	4

4th	Rush	Yds	Avg	Td	Lng
VU	5	4	0.8	0	4
ECU	3	20	6.7	0	12
CU	2	9	4.5	0	5
MU			DNP		
RU			DNP		
SU			DNP		
AU	3	2	0.7	0	3
UCONN	3	37	12.3	1	36
UC	1	3	3.0	0	0
UL	5	27	5.0	0	18
Pitt	2	2	1.0	0	2
USF	3	13	4.3	0	8
UNC	8	14	1.4	0	9

**2008 White by Quarter - Passing**

1st	Att	Cmp	Int	Yds	TD	Lg
VU	6	5	0	36	1	24
ECU	0	0	0	0	0	0
CU	1	1	0	-7	0	-7
MU	7	6	0	55	0	15
RU	6	4	0	37	1	25
SU			DNP			
AU	7	4	2	27	0	13
UCONN	4	1	0	14	0	14
UC	6	4	0	53	1	30
UL	5	2	0	10	0	6
Pitt	5	5	0	19	0	7
USF	9	6	0	47	1	17
UNC	7	7	0	114	2	44

2nd	Att	Cmp	Int	Yds	TD	Lg
VU	12	8	0	81	2	34
ECU	7	4	0	25	0	11
CU	4	2	0	2	0	2
MU	11	8	0	49	1	21
RU	7	5	0	74	1	14
SU			DNP			
AU	4	2	0	62	1	44
UCONN	5	3	0	17	0	9
UC	6	3	0	25	0	9
UL	2	1	0	52	0	5
Pitt	4	2	0	14	0	9
USF	4	3	0	29	0	15
UNC	8	12	1	48	0	10

3rd	Att	Cmp	Int	Yds	TD	Lg
VU	11	9	1	65	1	17
ECU	5	3	0	12	0	6
CU	3	3	0	24	0	18
MU	3	3	0	26	1	15
RU	4	3	0	26	0	10
SU			DNP			
AU	8	5	0	38	1	16
UCONN	8	6	0	88	1	16
UC	5	2	0	12	0	5
UL	2	1	0	28	1	28
Pitt	8	4	0	60	0	21
USF	5	3	0	30	0	22
UNC	7	9	0	93	0	23

4th	Att	Cmp	Int	Yds	TD	Lg
VU	4	3	0	26	1	17
ECU	6	4	0	35	0	13
CU	6	4	0	24	0	11
MU			DNP			
RU			DNP			
SU			DNP			
AU	2	2	0	47	1	32
UCONN	1	1	0	2	0	2
UC	21	11	1	129	1	24
UL	2	2	0	32	1	25
Pitt	11	4	2	50	0	24
USF	5	2	0	35	0	26
UNC	4	4	0	77	1	41

**WVU Career Passing Yards**

- Marc Bulger/1996-99 ..... 8,153
- Pat White/2005-08 ..... 6,049**
- Chad Johnston/1993-96 ..... 5,954
- Oliver Luck/1978-81 ..... 5,765
- Rasheed Marshall/2001-04 ..... 5,558

**WVU Career Completions**

- Marc Bulger/1996-99 ..... 630
- Pat White/2005-08 ..... 507**
- Oliver Luck/1978-81 ..... 466
- Rasheed Marshall/2001-04 ..... 433
- Chad Johnston/1993-96 ..... 428







**Through the Air**

► The Mountaineers added a new air attack to their offensive arsenal, and the hard work was on full display in the North Carolina victory. Pat White threw for a career best 332 yards, going 26-32-1 with three touchdowns. The victory marked the fourth contest in which the Mountaineers' passing yards (332) exceeded their rushing yards (123).

White threw three passing touchdowns against Auburn and UNC, two against Marshall, Rutgers, Cincinnati and Louisville, and one at UConn and against USF. He completed 20 or more passes against Villanova (26), UNC (26), Marshall (22) and Cincinnati (20).

The Mountaineers won two games this season without a rushing touchdown, including their 13-7 victory over USF. Prior to this season, WVU's last victory without a rushing touchdown happened three years ago, as the Mountaineers defeated East Carolina 20-15 in Morgantown on Sept. 24, 2005.

The Mountaineers opened the 2008 season comparable to the way they closed it, gaining more yards off the pass (266 yards) than on the ground (133 yards) in the win over Villanova. Five of WVU's six touchdowns came off White's arm.

Prior to this season, the last time WVU's passing yards exceeded its rushing yards was in the Mountaineers' 21-13 loss at USF on Sept. 28, 2007. Quarterbacks White and Jarrett Brown combined for 249 passing yards, while the team managed only 188 rushing yards.

Brown's first win as a Mountaineer was also the last time WVU won a game with more passing yards than receiving.

The then-redshirt freshman threw for 244 yards and the ground-attack picked up 195 yards in the Mountaineers' 41-39 triple-overtime win against No. 13 Rutgers on Dec. 2, 2006.

**The NCAA Record Books**

► Pat White is just the seventh quarterback in NCAA history to have 3,000 yards passing and rushing in a career, setting the mark at Cincinnati in Nov. 2007. In the 2008 Meineke Car Care Bowl against UNC, White also became only one of two quarterbacks in NCAA history to have over 4,000 yards rushing and over 6,000 yards passing in their career, along with former Missouri quarterback Brad Smith.

**QBs to pass/rush for 3,000 yards in career**

Brian Mitchell	UL-Lafayette	1986-89	(3,335 rushing, 5,447 passing)
Beau Morgan	Air Force	1994-96	(3,379 rushing, 3,248 passing)
Antwaan Randle El	Indiana	1998-01	(3,895 rushing, 7,469 passing)
Joshua Cribbs	Kent St.	2001-04	(3,670 rushing, 7,169 passing)
Vince Young	Texas	2003-05	(3,127 rushing, 6,040 passing)
Brad Smith	Missouri	2002-05	(4,289 rushing, 8,799 passing)
<b>Pat White</b>	<b>West Virginia</b>	<b>2005-08</b>	<b>(4,480 rushing, 6,049 passing)</b>

**Total Package**

► Pat White ran for 220 yards and passed for 204 yards in the 2006 win at Pitt to become the first quarterback to rush and pass for 200 yards in a game in WVU history. His 424 yards of total offense tied a school record previously held by Marc Bulger (1996-99).

At Louisville, White rushed for 125 yards and added a career best 222 yards passing to account for 347 yards total offense, the ninth-best outing in WVU history.

White set a BIG EAST and WVU quarterback rushing record with 247 yards on the ground against Syracuse last year. Averaging 16.5 yards on his 15 carries, White's 247-yard game was the fourth best single game rushing output in WVU history.

White also posted his first career 300 yards or more total offense game, with 346 overall yards against the Orange.

**Pat White Quickies**

- White was the back-to-back BIG EAST Offensive Player of the Year (2006-07). WVU's QBs have won the award three of the last four years (Rasheed Marshall, 2004).
- WVU is 34-8 with White as the starting quarterback.
- BIG EAST, WVU and NCAA career quarterback rushing leader with 4,480 in 42 starts and 49 overall games.
- Owns five of the top six BIG EAST single-game quarterback rushing records.
- Last year, White's 1,335 rushing yards ranked as the sixth best single season rushing total by a quarterback in NCAA history. In 2006, his rushing total (1,219) was the 17th-best.
- His 424 yards of total offense at Pitt in 2006 tied a school record set by Marc Bulger in 1998.
- Ninth quarterback in NCAA history to pass and rush for 200 yards in the same game with his 220 yards rushing and 204 yards passing at Pitt in 2006.
- Became the 26th player in NCAA history to pass and rush for at least 1,000 yards in a season in 2006 ... and did it again in '07.
- Has recorded 19 carries of 40 or more yards in career; 12 of those went for scores.
- Set WVU single season sophomore total offense record in 2006 with 2,874 yards.
- Set WVU single season senior total offense record in 2008 with 2,816 yards.
- White's 18 rushing touchdowns last year were the second-most ever by a Mountaineer.
- WVU career leader with four 200-yard rushing games after 200-yard effort at Louisville.

**White Lightning**

► No quarterback in the country has rushed for more yards since the start of the 2005 season than WVU's Pat White. With 4,480 career rushing yards in 42 starts, White is also the NCAA, WVU and BIG EAST career quarterback rushing leader.

**WVU Career Quarterback Rushing**

Career	Carries	Yards	Average	TD
<b>Pat White (2005-08)</b>	<b>684</b>	<b>4,480</b>	<b>6.5</b>	<b>47</b>
Major Harris (1987-89)	432	2,161	5.0	18
Rasheed Marshall (2001-04)	491	2,040	4.1	24
Fred Wyant (1952-55)	303	793	2.6	20

**BIG EAST Career Quarterback Rushing**

Career	School	Years	Yards
<b>Pat White</b>	<b>WVU</b>	<b>2005-08</b>	<b>4,480</b>
Rasheed Marshall	WVU	2001-04	2,040
Donovan McNabb	Syracuse	1995-98	1,561
Walter Washington	Temple	2003-04	1,468
Michael Vick	Virginia Tech	1999-00	1,197

# Noel Devine

RB, 5-8, 173, So., North Ft. Myers/Ft. Myers, Fla.



- ▶ Registered 1,228 yards in 2008, his first career 1,000-yard season
- ▶ Averaging 7.0 yards per carry during his career
- ▶ Tallied 1,855 rushing yards in 24 games played
- ▶ 1,446 all-purpose yards on the season/2,674 for his career
- ▶ Averaging 111.4 all-purpose yards per game during career
- ▶ WVU is 8-4 with Devine as a starting running back
- ▶ Eight career 100-yard rushing efforts; one 200-yard effort
- ▶ 18 career runs over 23 yards/four went for touchdowns
- ▶ Longest non-touchdown run in school history (79 yards at Louisville/2008)
- ▶ Second-longest touchdown run in school history (92 vs. Syracuse/2008)

## Noel Devine's 2008 Season Rushing

Rush	No.	Yds	Avg.	TD	Lg
VU	9	47	5.2	0	24
ECU	12	94	7.8	0	34
CU	26	133	5.1	0	19
MU	14	125	8.9	1	36
RU	19	55	2.9	0	9
SU	18	188	10.4	1	92
AU	17	207	12.2	1	36
UCONN	17	60	3.5	0	22
UC	19	58	3.1	0	9
UL	13	154	11.8	0	79
Pitt	12	17	1.4	0	9
USF	17	90	5.3	0	14
UNC	13	61	4.7	1	18
<b>Totals</b>	<b>206</b>	<b>1,289</b>	<b>6.3</b>	<b>4</b>	<b>92</b>

## Noel Devine's 2008 Season Receiving

Rush	No.	Yds	Avg.	TD	Lg
VU	6	37	6.2	0	17
ECU	3	9	3.0	0	9
CU	3	11	3.7	0	4
MU	1	0	0	0	0
RU	1	9	9.0	0	9
SU	6	6	1.0	0	5
AU	1	13	13.0	0	13
UCONN	1	11	11.0	0	11
UC	6	48	8.0	0	9
UL	0	0	0.0	0	0
Pitt	3	6	2.0	0	7
USF	3	21	7.0	0	9
UNC	1	14	14.0	0	14
<b>Totals</b>	<b>35</b>	<b>185</b>	<b>5.3</b>	<b>0</b>	<b>17</b>

## Devine's Long Runs

92/TD.....	Syracuse (2008)
79.....	Louisville (2008)
76.....	Maryland (2007)
65/TD.....	Oklahoma (2007)
37.....	USF (2007)
36.....	Auburn (2008)
36.....	Marshall (2008)
36.....	UConn (2007)
35.....	Auburn (2008)
34.....	East Carolina (2008)
31.....	Maryland (2007)
31.....	UConn (2007)
30/TD.....	Auburn (2008)
29.....	East Carolina (2008)
29.....	Auburn (2008)
26.....	Marshall (2008)
25/TD.....	UConn (2007)
25.....	Louisville (2008)
24.....	Villanova (2008)
23.....	Syracuse (2008)
23.....	W. Michigan (2007)
23.....	UConn (2007)

## Rushing Yards - Two Consec. Gms.

1. A. Cobourne vs. UC (193), ECU (260), 2002.....	453
2. A. Zereoue vs. SU (189), RU (228), 1998.....	417
3. S. Slaton vs. UGA (204), MU (203).....	407
4. P. White vs. Pitt (220), USF (129), 2005.....	397
5. N. Devine vs. SU (188), Aub. (207), 2008.....	395

## Devine's 100-Yard Rushing Games

207.....	Auburn (2008)
188.....	Syracuse (2008)
154.....	Louisville (2008)
136.....	at Maryland (2007)
133.....	at Colorado (2008)
125.....	Marshall (2008)
118.....	UConn (2007)
108.....	Oklahoma (2007)

## Devine Intervention

▶ Noel Devine used just five carries to record 136 rushing yards (27.2 per carry) in the win at Maryland in 2007. In fact, Devine had 107 yards rushing on just two carries (31, 76) becoming the first player in school history to break the century mark on just two carries.

He became one of just six Mountaineers to record 100 or more rushing yards, while tallying single digit carries.

Player	Carries	Yards	Avg.
Noel Devine at Maryland, 9/13/07	5	136	27.2
Danny Buggs vs. William & Mary, 10/7/72	3	100	33.3
Danny Buggs vs. Syracuse, 11/18/72	4	159	29.8
Danny Buggs vs. Richmond, 10/20/73	4	111	27.8
Bob Moss vs. Marquette, 10/29/55	4	110	27.5
Jim Walthall vs. Case-Western, 9/30/44	5	134	26.8

## Devine Just as Fine the Second Time

▶ Sophomore Noel Devine was the starting tailback in 2008 after having a remarkable true freshman campaign a year ago. He rushed for a career-best 207 yards on just 17 carries with a touchdown in WVU's 34-17 win over Auburn. Six of those runs went for 20 yards or more. He had 188 yards on just 18 carries in the 17-6 win over Syracuse this season, which included the second-longest rushing touchdown (92) in school history. Over the two-game span, he rushed for 395 yards, fifth-most in a two-game period in school history.

In his last game against UNC, he ran for 61 yards, including a 16-yard touchdown in the first quarter. Against USF, he ran 17 times for 90 yards, averaging 5.3 yards per carry and had a long run of 14 yards. He rushed for 47 yards on nine carries in the season opener against Villanova and added 37 yards receiving on six catches. Against ECU, he had 150 all-purpose yards including 97 on the ground via just 12 carries and 47 yards in kickoff returns. He tallied a career best 26 carries for 133 yards (second most of his career) at Colorado and followed that up with 125 yards on just 14 carries (8.9 yards per carry average) and one touchdown in the home win over Marshall. He had 55 yards on the ground in the Rutgers win, and 154 yards on just 13 carries in the win at Louisville, pushing him past the 1,000-yard mark for the first time in a season.

Last season, the Ft. Myers, Fla., native tallied 627 rushing yards on just 73 carries, good for an 8.6 yards per carry average. He also recorded six rushing touchdowns.

Devine's rushing prowess is uncanny, having set a new WVU record for fewest carries (2) to rush for 100 yards in a contest (Maryland/2007). He ended up with just five carries against the Terrapins and a career best 136 yards which included a 76-yard rush, then the longest non-TD run in school history.



## 7 and 9 Looking Fine

► No longer the fleet-footed Floridian freshmen, No. 7 Noel Devine and No. 9 Jock Sanders, both sophomores, combine to add even more fuel to an already explosive offense, especially when playing on the field together.

Both sophomores combined for 171 all-purpose yards in the UNC victory. The duo went for over 100 all-purpose yards in every game but one this season. Devine netted 61 rush yards and one touchdown in the bowl victory, while Sanders caught five passes for 70 yards, including a career-best 41-yard catch to set-up the Mountaineers' fourth quarter go-ahead TD.

At the end of the season, Devine leads all Mountaineers with a 118.2 all-purpose yards average per game, the 50th-best NCAA average. Sanders is third on the team with a 65.2 average.

Devine shined in the win at Louisville, running for over 100 yards for the fifth time this season (154 yards), including a game-high 79-yard run at the onset of the Mountaineers' second half closing drive. The run is the longest non-TD run in Mountaineer history. Sanders also had a strong day, catching a 25-yard touchdown pass for WVU's final score of the game, and gaining 14 yards on the rush. Combined, the duo gained 193 yards.

Sanders stole the show - most especially the third quarter - in the 35-13 victory at Connecticut. The St. Petersburg, Fla., slot receiver scored three touchdowns in the second half's opening stanza - two on the ground and one off the arm of Pat White. Sanders ended the day with 45 rushing yards and three receptions for 21 yards.

On the strength of Devine's career-high 207-yard rushing game, the pair combined for 273 all-purpose yards against the Auburn Tigers.

Devine's career-night was breath-taking, as the team's top rusher (1289 yards) broke-free on 17 rushes for a 12.2-per carry average, including a game-high 32-yard jolt.

Both Devine and Sanders scored a touchdown in the Mountaineers' victory over Syracuse. Sanders put WVU ahead of the Orange for good in the second quarter, taking a team-high 12-yard reception for the score. The score was Sanders' fifth.

Devine put the SU game out of reach in the fourth quarter, going a career-long 92 yards into the north end zone for the Mountaineers' second TD. The run was the second longest rushing touchdown in WVU and Puskar Stadium history, second only to Pat Randolph's 96-yard scoring run against Northern Illinois in 1986. Devine and Sanders combined for more than 100 all-purpose yards (199 yards) for the sixth-straight game.

At Colorado, Devine had his first +100-yard rushing game of the 2008 season, collecting 133 yards on 26 carries for an average of 5.1 yards per rush. He also led all receivers with three catches for 11 yards. Sanders ran seven times for 30 yards, an average of 4.3 yards per run.

The duo combined for 228 all-purpose yards in the 2008 season-opening win over Villanova.

## Jock of All Trades

► Jock Sanders proved that his season spent at slot was a productive one, as he caught five passes for 70 yards, including a career best 41-yard reception, in the bowl victory over UNC. Sanders concluded his first season as a Mountaineer receiver with a team-best 53 catches for 462 yards and seven touchdowns.

Sanders earned his first start of the season at tailback in the USF win. The sophomore gained 24 yards on six carries. Sanders was more productive at slot, catching five passes for 38 yards, including a team best 26-yard reception in the fourth quarter.

Sanders was the only Mountaineer to score in four of the seven home games this season. He finished with five touchdowns at Milan Puskar Stadium and leads all WVU scorers with 54 points at the conclusion of the season. He netted a season-best 29-yard run in the second quarter in the 19-15 loss at Pitt. The quick dash came during the Mountaineers' first scoring drive of the contest.

Sanders was back to being a man of all trades in the 35-21 victory at Louisville, as he caught a 25-yard touchdown pass, and ran three times for 14 yards. The score was Sanders' ninth TD of the season.

Eight games into this season, Sanders had a career day at Connecticut, scoring on back-to-back-to-back red zone plays for a total of 18 third-quarter points.

Sanders opened his scoring onslaught with a six-yard pass from Pat White, the game's only touchdown reception. Almost four minutes later, Sanders was scooting into the end zone again, taking his second-consecutive rush three yards for six points. Finally, following a Scooter Berry fumble recovery, Sanders was again adding to the Mountaineers' point total, taking the ball from three yards out across the goal line. The shifty slotback ended the day with three touchdowns, 45 yards in the air and 21 on the ground.

Sanders showed why the coaches had good reason to convert him from running back, as the St. Petersburg, Fla., native finished the season opener against Villanova with a team-best eight catches for 62 yards and two touchdowns, the firsts of his career. Sanders was also explosive on kick returns, fielding two for 54 yards, and rushing, ending the day with two carries for 28 yards and 144 all-purpose yards.

Jock Sanders



## 7 + 9 = W

► Sophomores Noel Devine and Jock Sanders finished with a combined 13 touchdowns this season. No surprise, then, that the Mountaineers went 8-0 when one of the dynamic play-makers scored.

Through 25 games as teammates, WVU is 3-0 when both Devine and Sanders score a touchdown. The Mountaineers are 10-0 when just one produces points. WVU is 1-6 when neither Devine nor Sanders registers points.

## 2 Good 2 Be True

► Pat White connected with both redshirt-junior wide receiver Alric Arnett and sophomore slot receiver Jock Sanders for two touchdowns each in the Mountaineers' 2008 season-opening victory over Villanova.

Arnett caught TD-passes of 24- and 34-yards, while Sanders cradled scoring-catches of 9- and 17-yards.

The last Mountaineer duo to register two receiving touchdowns was wide receivers Khori Ivy and Antonio Brown in WVU's 49-38 victory over Mississippi on Dec. 28, 2000, in the Music City Bowl.



## Outside Options

▶ Thirteen Mountaineers registered at least one catch during the 2008 season.

Sophomore slot receiver Jock Sanders stands at the top of the list with 53 receptions for 462 yards and an 8.7-yards average per catch. His 4.1 receptions per game average was the sixth-best mark in the BIG EAST Conference.

White connected with seven different receivers in the bowl win for a season-best 26 completions. Alric Arnett completed his break-out season with seven catches for 93 yards and two touchdowns in the victory.

Tight end Tyler Urban and White showed off their uncanny connection in the opening drive of the USF win, as Urban caught his second pass of the season for his second TD.

White made the most of his 11 passes in WVU's 35-21 victory at Louisville. White's six completions went for 122 yards and two touchdowns. White's most-prolific pass of the day came on a 52 yard connection with Alric Arnett in the second quarter. The completion was a game best and a season high for both Arnett and White.

With their run game held in check by the Bearcat defense, the Mountaineers turned to White's improved passing game to push them back into the contest against Cincinnati. White threw for 129 yards, the most yards in any quarter this season, and one touchdown in the fourth quarter to propel WVU towards overtime.

White's passing potential took center-stage in the Thursday night victory over Auburn, as the strong-armed slinger used the long-bomb threat to create space for the Mountaineer running game. White went 13-21-2 with 174 yards and three touchdowns, including a 44-yard direct-hit to Arnett that sparked WVU to scoring the final 31 points of the game.

## Rush, Rush, Score!

▶ Noel Devine's game-opening rushing touchdown in the UNC victory was both the sophomore's fourth rush TD of the season and the team's 15th. The Mountaineers relied on their rush game this season, gaining 2,729 yards on the ground through 13 games.

Pat White scored the Mountaineers' 14th rushing touchdown as he reversed field and made use of his blockers in a 54-yard touchdown run during the third quarter of the 19-15 loss at Pittsburgh. The run produced WVU's only TD of the game. White finished with eight rushing touchdowns on the season and 974 yards for an 81.2 per game average.

White scored a season-best three rushing touchdowns in the 35-21 victory at Louisville. The Daphne, Ala., native gained 200 yards on 21 carries in the win, averaging 9.5 yards per carry. White became only the second Mountaineer to score three touchdowns in one game this season, as Jock Sanders scored three in the third quarter at Connecticut. The last Mountaineer to rush for three touchdowns was Steve Slaton in WVU's 31-3 victory at Rutgers on Oct. 27, 2007. White last rushed for at least three touchdowns twice in 2006, as he netted four rushing touchdowns in a 41-17 win against Syracuse on Oct. 14, and a 44-34 loss at Louisville on Nov. 2.

The Mountaineers scored four rushing touchdowns in their 35-13 victory at Connecticut, their most productive rush-scoring game of the season.

White and Sanders each accounted for two of the scores. White put the Mountaineers on the board first, chipping away at the Huskies' 10-0 lead with a 24-yard scamper down the sideline for six points. After putting the Mountaineers ahead for good in the third quarter with a six-yard touchdown reception, Sanders exploited UConn's defensive rush, scoring consecutive three yard rushing touchdowns for 12 additional points. The two TDs were Sanders' first rushing scores of the season, matching his season total from one year ago. Fittingly, White concluded the Mountaineers' second-half comeback with a 36-yard run late in the fourth quarter.

Prior to the scoring outburst against the Huskies, WVU hadn't scored more than two rushing touchdowns since the 2008 Fiesta Bowl, when the Mountaineers accounted for four scores on the ground.

Devine capped off his career-high 207-yard rushing game with a 30-yard scamper in the closing minutes of WVU's 34-17 victory over Auburn. The score was Devine's third rushing TD of the season, and the Mountaineers' sixth of the season.

Devine tallied his second TD with a 92-yard jolt down the sideline in WVU's win over Syracuse. It was his career-long, and the second-longest rushing touchdown in WVU and Milan Puskar Stadium history.

The Mountaineers scored their first two rushing touchdowns of the 2008 season in the 17-14 overtime loss at Colorado.

White went a combined 45 yards for the 12 points. He put WVU on the board with a six-yard run in the first quarter. The score concluded a five-play drive that also included a 44-yard rush from White. He evened the score in the third quarter with his second rushing touchdown of the game, a 39-yard bolt up the middle.

The Mountaineers went four games this season without scoring a rushing touchdown. The three straight rushing touchdowns to close out WVU's win at UConn matched a season-best streak of three between the Colorado and Marshall games. The Mountaineers scored 11-straight rushing touchdowns in 2007 between Games 2-4.

## Going the Distance

▶ Nationally recognized as a powerhouse rushing team, WVU again tacked on the yards this season. WVU finished with a total of 2,729 rushing yards for a 209.9 per-game average, the 12th-best NCAA average. Noel Devine led all Mountaineers with 1,289 total yards and a 99.2-per game average, the third-best average in the BIG EAST Conference and 22nd-best NCAA average.

The Mountaineers out-rushed 11 of their 13 opponents this season – Villanova (149-133 yards), East Carolina (179-143 yards), Colorado (311-187 yards), Marshall (319-39 yards), Rutgers (175-72 yards), Syracuse (216-139 yards), Auburn (271-149 yards), UConn (216-119 yards), Cincinnati (98-82 yards), Louisville (376-198 yards) and North Carolina (123-93).

Devine led the Mountaineers' ground-attack against the Tar Heels, registering 61 rushing yards and an 18-yard scamper for the game's first TD. Pat White added 55 yards, marking the third-straight game the QB combined with a teammate to rush for over 100 yards.

White (40 yards) and Devine (90 yards) combined for 130 rushing yards in the USF win.

The multi-threat quarterback and Jock Sanders combined for over 100 rushing yards at Pitt. White had a team-best 93 yards, including a 54-yard touchdown, the Mountaineers' only touchdown of the contest. Sanders gained 37 yards.

For only the third time this season, WVU gained over 300 yards on the ground, rushing for 376 yards at Louisville. The Mountaineers were impressive, only losing three yards. White led all rushers with 200 yards, as he became the all-time leading rusher in NCAA history among quarterbacks, passing Missouri's Brad Smith with 4,292 career rushing yards. White totaled three rushing touchdowns on the day, the first Mountaineer to gain three scores off the rush this season.

Devine also had a record-setting day, going 154 yards on 13 carries, including a 79-yard dash down the sideline, the longest non-scoring run in Mountaineer history.

Combined, White and Devine earned 354 yards off the rush at Louisville. It marked only the second time this season that two Mountaineers gained 100+ rushing yards, as both White (148) and Devine (133) went over the mark in the 17-14 overtime loss at Colorado.

WVU previously gained 300 or more rushing yards twice this season, in consecutive games, running for 311 yards at Colorado and 319 yards against Marshall. Devine led all Mountaineers against the Thundering Herd with 125 yards and one touchdown.

Prior to the outburst against CU, WVU last gained more than 300 yards off the run in the 2008 Fiesta Bowl victory. White led all rushers that game with 150 yards, while the team totaled 349 yards.

In the win over Auburn, WVU totaled 271 rushing yards, as Devine finished with a career high 207 yards and one TD.



**The Comfort of Home Suits Sanders**

► When sophomore slotback Jock Sanders hit the field at Milan Puskar Stadium, WVU fans could expect him to put six points on the board. Sanders finished the home schedule with five receiving touchdowns, a team-best mark, for 30 points.

Sanders opened his season scoring against Villanova, putting 12 points on the board off of two Pat White passes. He followed with one score against Marshall, a career-long catch of 25-yard reception from Jarrett Brown. Sanders continued his opening season scoring marathon with a 14-yard reception from White in the 24-17 victory over Rutgers and a 12-yard reception from Brown in the Syracuse win.

Sanders became the first Mountaineer in five years to score at least one receiving touchdown in each of the first four home games, as he accounted for five this season.

Darius Reynaud scored six passing touchdowns in four home games last season, but did not record a TD in each contest. Chris Henry opened the 2004 home season with six receiving touchdowns in the first four games, including a two-score onslaught in the Mountaineers' 45-10 win over James Madison on Sept. 25, 2004, and two TDs in WVU's 27-6 win over Syracuse on Oct. 21.

**Scoring 20 or more in a quarter**

► West Virginia's 21 points in the first quarter against North Carolina in the Meineke Car Care Bowl marked the third time that WVU scored 20 or more points in a quarter during the 2008 season. WVU has scored 20 or more points in a quarter 30 times since 2001 and done it in two quarters of a game six different times.

Game	Year	Points	Quarter
North Carolina	2008	21	1st
Louisville	2008	21	3rd
UConn	2008	21	3rd
UConn	2007	21	4th
UConn	2007	21	3rd
Miss. State	2007	28	1st
at Marshall	2007	21	3rd
at Marshall	2007	21	4th
W. Michigan	2007	21	3rd
vs. Ga. Tech	2006	21	3rd
Cincinnati	2006	21	2nd
Cincinnati	2006	21	3rd
Syracuse	2006	21	3rd
at Miss. State	2006	21	4th
Maryland	2006	21	1st
vs. Georgia	2005	21	1st
Pitt	2005	21	4th
UConn	2005	21	2nd
at Maryland	2005	24	4th
James Madison	2004	21	2nd
East Carolina	2004	28	2nd
Temple	2003	21	1st
at East Carolina	2003	20	2nd
at East Carolina	2003	21	3rd
at Temple	2002	21	1st
UT-Chattanooga	2002	21	2nd
UT-Chattanooga	2002	21	4th
Rutgers	2001	28	1st
Rutgers	2001	31	2nd
Kent State	2001	21	3rd



**Pass-Protect or Run-Block, O-line Gets Job Done**

► Having started all 13 games this season, senior left tackle Ryan Stanchek brought his career-total starts to 47, giving him the second most career starts in Mountaineer history. Combined, the WVU offensive line - All-Americans Stanchek and Greg Isdaner (LG), All-BIG EAST performers Jake Figner (RG), and Selvish Capers (RT) and Eric Jobe (C) - have 144 career starts. Add injured senior center Mike Dent (21) and the total jumps to 165, making this one of the most trusted position corps on the WVU squad.

The unit was exceptionally strong in the bowl win, giving Pat White time to complete 26 passes for three touchdowns and 332 yards.

With 200 rushing yards in the 35-21 victory at Louisville, White became the all-time rusher amongst NCAA quarterbacks, no doubt in part to the stellar protection and blocking of the WVU offensive line. WVU netted a season best 376 rushing yards against the Cardinals, including a program-best 70 yard non-scoring run from sophomore Noel Devine. White also scored three rush touchdowns.

The Mountaineers were relatively quiet on the ground against the Cincinnati Bearcats, only gaining 98 yards on their feet. Yet, the line proved steady and adapted to the replacement of Dent at center with Jobe.

The quintet pushed Connecticut around in WVU's win over the Huskies, allowing the Mountaineers to gain 216 yards on the ground, including a 109-yard performance from White, and a season-best four rushing touchdowns. Additionally, the Mountaineers garnered four TDs on the ground, the squad's best rushing point total this season.

After six games with mixed results, the O-line put together its most-complete game against Auburn, shutting-down the Tigers' feared front four and reclaiming its spot amongst the nation's best group of big uglies.

The line opened hole after hole for sophomore Devine, allowing the speedy back to gain a career-best 207 yards on 17 carries, including a game-ending 30 yard TD in the contest's closing minutes. The Mountaineers gained 271 yards on the ground for a 7.7 average per carry.

The O-line opened holes in game six against Syracuse for WVU's most prolific run of the season - at the most crucial point of the game. Up 10-6 with 4:42 left in the game, Devine took the ball at WVU's eight-yard line and broke through a gap for a 92-yard scoring run. The run was a career long for Devine. Additionally, Devine's score was the second-longest rushing touchdown in WVU and Puskar Stadium history. The TD put the Mountaineers ahead 17-6 for good.

WVU went over 300 yards on its feet in the win over Marshall, with Devine leading the run-attack, gaining 125 yards, including a four-yard touchdown run, his first of the season. Additionally, the line was credited with its first reception of the season, as Capers captured his first career catch on a two-yard loss.

The five front men got their groove back at Colorado and opened huge holes for White and Devine, as each rushed for over 100 yards against the Buffaloes. The Mountaineers gained a then-season-best 316 yards off the run at CU and two touchdowns.

### **Advantage, Mountaineers**

► Without a doubt, the Mountaineers relied on strong, second-half performances this season, scoring 10 points in the third-quarter win over Auburn, 21 in the third quarter in the victory at Connecticut, 13 points in the fourth quarter to push for overtime in the 26-23 loss to Cincinnati, 21 third-quarter points to secure the victory at Louisville and 12 points in the second half to recover from a 7-3 halftime deficit at Pitt. The team finished with a 101-21 third quarter scoring advantage on the season. The Mountaineers went seven-straight games this season without allowing a third-quarter score.

The Mountaineers also controlled the game in the fourth quarter, as WVU out-gained its opponents 78-40.

### **No Crowd With This Three**

► As teased all season, all three of the Mountaineer quarterbacks contributed to the WVU offense in one game, as Pat White, Jarrett Brown and Bradley Starks all gained significant yardage nine plays into the team's 35-21 victory at Louisville. It marks the first time this year that each quarterback gained yards in one game.

White ended the day with 200 yards rushing, 122 yards passing and five touchdowns, while Brown gained 10 yards on three rushes and Starks totaled 17 yards on three receptions.

### **Two Can Play This Game**

► Quarterback Pat White and running back Noel Devine each ran for more than 100 yards in the overtime loss to Colorado, marking the first time in 2008 two Mountaineers went for plus-100 on the ground. The duo did it again at Louisville, as White gained 200 yards for three scores, and Devine went for 154 yards on 13 carries.

At the conclusion of the regular season, Devine led the team with 1,228 rushing yards, while White ranked second with 919 yards.

Prior to this past season, the duo was the last WVU pair to gain over 100 rushing-yards in a single game, as White went for 150 and Devine totaled 108 in the 2008 Fiesta Bowl win.

White and Devine have combined for four 200 or more rushing-yard games. Each also gained at least 100 rushing yards (White 186 yards, Devine 118 yards) in WVU's 66-21 win over Connecticut on Nov. 24, 2007.

The Louisville game marked the 46th contest in Mountaineer history that two rushers went for over 100 yards. It also marked the 13th time that White was one of those rushers.

#### **White's Double 100-yard Games**

Cincinnati: Nov. 2, 2005 (Steve Slaton 25/129; White, 8/11)  
Pitt: Nov. 24, 2005 (White, 23/220; Slaton, 34/179)  
Syracuse: Oct. 14, 2006 (White, 15/247; Slaton 20/163)  
Connecticut: Oct. 20, 2006 (Slaton, 19/128; White, 15/102)  
Louisville: Nov. 2, 2006 (Slaton, 18/156; White 23/125)  
Pitt: Nov. 16, 2006 (White, 22/220; Slaton, 23/215)  
Georgia Tech: Jan. 1, 2007 (White, 22/145; Owen Schmitt, 13/109)  
Marshall: Sept. 8, 2007 (Slaton, 24/146; White, 17/125)  
Cincinnati: Nov. 17, 2007 (White, 27/155; Slaton, 23/103)  
Connecticut: Nov. 24, 2007 (White, 16/186; Noel Devine, 11/118)  
Oklahoma: Jan. 2, 2008 (White, 20/150; Devine, 13/108)  
Colorado: Sept. 18, 2008 (White, 19/148; Devine, 26/133)  
Louisville: Nov. 22, 2008 (White, 21/200; Devine, 13/154)

### **Open With White Passing ... End With WVU Winning**

► In five of WVU's nine 2008 victories, quarterback Pat White came out slinging, connecting with three different receivers for the team's first touchdown of each game.

Since White's first start against Connecticut on Nov. 2, 2005, WVU went 9-2 when White threw the Mountaineers' first touchdown of the contest.

### **Third-Down Conversions**

► West Virginia converted 41.8 percent (74/177) of its third-down opportunities this season, ranking No. 2 in the BIG EAST Conference and No. 40 nationally. The Mountaineers have struck for 50 percent or better in five games in 2008 - Villanova (6/9), Marshall (8/13), Rutgers (8/16), Auburn (5/8) and North Carolina (12/19). WVU is converting 40.0 percent (14/35) in the first quarter, 45.7 percent (21/46) in the second quarter, 43.8 percent (21/48) in the third quarter and 37.8 (17/45) in the fourth stanza.

The opponents are hitting 42.0 percent (79/188) for the season, hitting 46.5 percent (20/43) in the first quarter, 48.0 percent (24/50) in the second, 30.2 percent (13/43) in the third and 42.3 percent (22/52) in the fourth quarter.



Wes Lyons

### **Wild, Wild Wes**

► Junior Wes Lyons benefitted from Coach Mullins' new offensive scheme this year, catching a career-best 11 passes this season for 104 yards.

He broke into the Mountaineers' stat line in the win over Marshall, catching two passes for 16 yards, including a 12-yard pickup from Jarrett Brown in the third quarter. The 12-yard gain matched Lyons' season-best reception from one year ago.

Lyons expanded his role on WVU's offense in the Rutgers game, making his first start of the season, third career, and catching a personal-best four passes for 44 yards.

Lyons opened the game connecting with Pat White for a six-yard reception. The duo opened the second half in similar fashion, connecting for 10 yards.

The North Braddock, Pa., native made it three-straight games with two or more passes, as he took in two catches for a combined 12 yards against Syracuse, including a five-yard reception during the fourth-quarter opening drive that led to a 33-yard Pat McAfee field goal.

### **Streak Stoppers**

► The duo of Pat White and Noel Devine not only gained more than 100 yards in the 17-14 overtime loss to Colorado, but also knocked out one of the Buffs long-standing home streaks.

Prior to their win, Colorado had not allowed a 100-yard rusher at Folsom Field since Kansas State's Alan Webb (QB) gained 103 yards on Nov. 13, 2004. More to the point, White and Devine became the first pair to net over 100 rushing yards against CU since Eli Roberson and Darren Sproles did it for Kansas State in Boulder on Oct. 2, 2002.



### He's So Jellin'

► Senior Dorrell Jalloh left his mark on the WVU football program and concluded his career with a memorable season. In four of the last seven games, the Greensboro, N.C., native caught four TDs, including a 28-yard go-ahead reception less than two minutes in to the second half at Louisville.

Jalloh ended the regular season fifth on the team in scoring with 30 points and third on the squad for receiving yards (358).

Jalloh was Mr. Clutch for the Mountaineers in their 26-23 OT loss to Cincinnati, gaining 54 yards on four catches, including a 3-yard TD with 19 seconds remaining in regulation, and a 21-yard reception following a successful onside kick that enabled kicker Pat McAfee to connect on the game tying 52-yard field goal as time expired.

Jalloh stole the show in WVU's 34-17 victory over Auburn, catching two touchdowns, including the go-ahead score for 12 points. He grabbed four tosses for 53 yards, including a season-best 32-yard fourth-quarter score. Jalloh became the third Mountaineer this season to catch two Pat White scoring tosses in one game.

The wide receiver returned to the forefront of the Mountaineers' offensive attack with a 21-yard touchdown reception, the third of his career and his first this season, in WVU's 27-3 win over Marshall. Jalloh caught two passes against the Thundering Herd for 32-total yards.

Jalloh, previously known for his two clutch game-winning two-point conversion catches in overtime wins against Louisville (2005) and Rutgers (2006), finished with seven career TDs. His first career TD reception came from 46 yards out as a redshirt freshman against Virginia Tech in 2005.

### Urban Sets His Own Legend

► Over the last four years, many have thought that the presence of a tight end on the Mountaineer roster was just a myth. Now, thanks to true freshman Tyler Urban, that tall-tale has been put to rest.

Urban, a rookie out of North Huntingdon, Pa., finished the season with four catches - and two touchdowns.

Urban's second catch was the only touchdown score in the win over USF. Pat White threw across his body and found Urban on a cross-route in the end zone, connecting for a 12-yard touchdown to cap off an 11-play, 58-yard game opening drive.

Urban made his first WVU reception a memorable one, as he caught a 25-yard Pat White pass in the end zone for the first score in the Rutgers win. He became the third Mountaineer this season to turn his first WVU catch into six points.

Urban is the first WVU tight end since 2005 to catch a touchdown pass. Michael Villagrana had a two-yard touchdown reception against Virginia Tech on Oct. 1, 2005.

### Winning QBs Run Deep at WVU

► Quarterback Jarrett Brown, the projected starting quarterback for the 2009 season, recorded his second career win against Syracuse this year, pushing his record as the starting slinger to 2-0. Both of Brown's victories have come against BIG EAST teams, as the West Palm Beach, Fla., native led the Mountaineers to a 41-39 triple-overtime win against No. 13 Rutgers on Dec. 2, 2006.

With Pat White owning a career 17-6 BIG EAST record, WVU had QBs at the No. 1 and No. 2 depth-chart positions with one or more conference wins this season.

### Gonzales Makes Good, Nationally Recognized

► Senior wide receiver Tito Gonzales was named to the Allstate American Football Coaches Association Good Works Team on Oct. 1.

One of only 22 recognized college players nationwide, the Tampa, Fla., native was the fourth Mountaineer to earn the honor since the award's conception in 1992. He joins former linebacker Mike Booth (1993), former defensive back David Mayfield (1994) and former offensive lineman Eric DeGroh (1995.)

The 11-man teams honor players that embody the true spirit of "teamwork" and "giving back" through selfless contributions and commendable acts of kindness.

Gonzales has served a vital role in the community. He has spoken to several youth groups at churches, taught Bible school at several churches, was the keynote speaker for the football team for the FBI Center in Clarksburg, W.Va., and was a speaker for the Fellowship of Christian Athletes at the Nokia Sugar Bowl (2006), the Toyota Gator Bowl (2007) and the Tostitos Fiesta Bowl (2008).

Known as a selfless leader by his teammates and coaches, Gonzales was awarded with the Coach's Contribution Award after the 2007 season. He graduated with a bachelor's degree in physical education in Dec. 2007, and is currently working on a master's degree in special education.



### White Named Finalist for Johnny Unitas Golden Arm Award

► Senior quarterback Pat White was among the five finalists for the 2008 Johnny Unitas Golden Arm Award. The annual competition to select the top senior college quarterback in the nation was narrowed from an original field of 26.

Through 13 games, White ranked second in the BIG EAST Conference and No. 26 in the NCAA with a 142.35 pass efficiency ranking. The Daphne, Ala., native is 180-274-7 this season, for a 65.7 completion percentage, and 21 touchdowns.

White was also lethal on the ground, gaining 974 yards and eight touchdowns. White averages 81.2 yards on his feet per game.

Named after the man many refer to as the greatest quarterback ever to play the game of football, the prestigious Golden Arm Award is presented annually to the nation's top senior college quarterback by the Johnny Unitas Golden Arm Educational Foundation, Inc. and Transamerica, a leading provider of innovative business and personal financial services.

### Pairs

► Jock Sanders, Alric Arnett and Dorrell Jalloh each had a pair of touchdown receptions in a game this season. Pat White had two or more rushing touchdowns in three games in 2008 (Colorado 2, Connecticut 2, Louisville 3).

Sanders and Arnett both recorded a pair against Villanova on Aug. 30, while Jalloh took his couple against Auburn on Oct. 23 and Arnett had two more against UNC in the Meineke Car Care Bowl.



Alic Arnett

### **Alic Arnett**

▶ Redshirt-junior wide receiver Alic Arnett introduced himself to the Mountaineer faithful in a big way this year, finishing the season first on the team with 466 receiving yards off of 35 catches, the second-best mark on the squad. He's tops in receiving average, going 35.8 yards per catch.

Arnett closed the season much the same way he opened it, catching two Pat White passes for TDs in the win over UNC, including a one handed highlight-reel catch in the first quarter and the go-ahead, 20-yard fourth-quarter score. The Belle Glade, Fla., native finished the bowl win with seven catches for 93 yards.

Arnett made his only catch of the day at Louisville count, as he connected with White in the second quarter for a career-best 52-yard reception, not only the game's longest catch, but also season-highs for both Arnett and White.

He caught his fourth TD of the year, a 19-yard bullet from White, in the first quarter against UC. The score was the only points for WVU until the team recorded a safety with 1:11 to go in regulation.

Arnett caught his third TD as a Mountaineer at both an opportune, and crucial, moment. Down 17-3 to Auburn in the second quarter, Arnett broke free down field and connected with White for a 44-yard score. The TD sparked a WVU 31-0 score streak that shut the door on the visiting Tigers.

Arnett opened his debut Mountaineer season in spectacular form, catching four passes for two touchdowns and 70 yards in WVU's season-opening win over Villanova.

White's first-ever pass to Arnett, a 24-yard opening-drive bullet, was caught for the Mountaineers' first score of the season. The duo hooked up for WVU's third score, with Arnett raking in a 34-yard touchdown pass in the second quarter. The completion was White's longest of the day. The first White-Arnett transaction was on a slant-route; the Mountaineers' first score in the 2007 season-opener also came on a slant-route, a 19-yard pass from White to wide receiver Dorrell Jalloh.

Former West Virginia wide receiver Chris Henry was the last Mountaineer to make his first career reception also his first touchdown, as he took a 37-yard pass from quarterback Rasheed Marshall in for six in WVU's 48-7 victory over East Carolina on Sept. 6, 2003.

### **Two-Headed Monster**

▶ Pat White and Jarrett Brown proved this season that the combination of two quarterbacks is both lethal to opposing teams and fun to watch, as the duo took to the field together against Rutgers for the second-straight contest.

White and Brown combined for 158 passing yards and no interceptions. The two-headed quarterback threat also combined for all three of WVU's touchdowns against the Scarlet Knights. White went 12-17-0 for 137 yards and two touchdowns, while Brown went 2-2-0 for 21 yards.

Additionally, White (59 yards) and Brown (44 yards) combined for over 100 rushing yards, with Brown putting the Mountaineers ahead 24-10 in the third quarter with a one-yard rush.

### **Twice As Nice**

▶ Noel Devine's back-to-back career games against Syracuse and Auburn were the spark the WVU offense needed in mid-October.

The sophomore tailback totaled 188 rushing yards against Syracuse, which pale in comparison to his 207 yards gained in the victory over Auburn. The two totals gave Devine 395 yards in two consecutive games, the fifth-best total in Mountaineer history.

Avon Cobourne stands atop the list with 453 yards. Amos Zereoue follows (417 yards), while Steve Slaton stands at third (407 yards) and Pat White is two yards (397 yards) ahead of Devine.

### **Passing the Time at Home**

▶ The Mountaineers set the tone for their home schedule with the first win of the season, as Pat White came out and threw for five touchdowns. WVU continued to display its improved passing game throughout the year, as the team totaled 16 passing touchdowns and 1123 yards at home this season.

White finished his final game in Morgantown going 14-23 for 141 yards and one touchdown to Tyler Urban in the win over USF. The TD was White's 18th passing score of the season.

Facing a stingy Cincinnati defense, West Virginia was forced to throw the ball in its 26-23 OT loss to the Bearcats. White willed the Mountaineers to overtime, as he gained 129 yards through the air in the fourth quarter, including 76 yards in the last 1:11 of regulation. White concluded the game going 20-38-1 for 219 yards and two touchdowns.

The Mountaineers came out slinging against Auburn, with White throwing five passes in the opening drive, connecting on three for 28 yards. Even with two interceptions, the senior leader guided his team to victory, connecting with five receivers for 13 catches, three touchdowns and 174 yards.

Despite a reduction in total passing yards, the Mountaineers produced one passing touchdown in their fourth win of the season, a 17-6 victory over Syracuse. Sanders cradled a 12-yard pass from Jarrett Brown for the go-ahead six points in the second quarter. The TD catch was Sanders' fifth of the season.

The Mountaineers passed the ball around in their third win of the season against Rutgers, with White and Brown combining for 158 yards, zero interceptions and two touchdowns. White connected for scores twice, once with Sanders and once with Urban.

WVU's passing game also returned with a vengeance in the Marshall win, as White and Brown combined for 174 yards off 22 completions. White connected with Dorrell Jalloh and Sanders for touchdown scores, the team's first two scoring passes since its 48-21 season-opening win over Villanova.

### **Brown's Potential Limitless**

▶ Making good on his season-long promise, Coach Stewart inserted backup quarterback Jarrett Brown in the Mountaineers' offense – despite Heisman candidate Pat White being under center.

Brown threw his big body around against Marshall, gaining 78 yards off of eight rushes for a 9.8 average. The West Palm Beach, Fla., native converted three third downs, two on double-digit rushing gains while White was the slinger, proving that having two winning quarterbacks on the field together is always a good combination.

Gadget plays were pushed to the side once White left the game in the third quarter, and Brown was inserted as the quarterback. Brown finished the day going 5-7-1 for 44 yards. He also caught his first career pass, though the play resulted in negative yardage (-1). Brown finished his busy day with 77 all-purpose yards.



**Looking At The Rankings ...**

	BIG EAST	NCAA
Scoring Offense	7	73
Rushing Offense	2	15
Scoring Defense	1	11
Rushing Defense	6	41
Passing Offense	6	104
Total Offense	5	59
Passes Had Intercepted	T-1	T-13
Pass Defense	5	47
Total Defense	6	36
Kickoff Returns	5	54
Punt Returns	7	76
Punting	2	2
Passing Efficiency	2	28
Turnover Margin	1	16
Interceptions	T-2	T-21
Pass Eff. Defense	2	16
Third Down Conv.	2	40
Opponent Third Down	7	82
Fourth Down Conv.	8	108
Opponent Fourth Down	3	T-11
Sacks By	5	58
Sacks Against	2	27
Tackles for Loss	6	T-90
Tackles for Loss Allowed	6	T-67
Penalties	4	T-15
Possession Time	6	87
Punt Return Defense	2	13
Kickoff Return Defense	8	117
Turnovers Gained	1	T-28
Fumbles Gained	T-1	T-38
Red Zone Offense	8	T-111
Red Zone Defense	1	1

**Touchdown City**

► The Mountaineer offense could do no wrong in the first quarter against UNC, scoring on all three possessions for 21 points.

Noel Devine opened the scoring onslaught with an 18-yard scamper in to the endzone. Pat White then took over and poured on the points, connecting with Alic Arnett for a 44-yard TD, and Bradley Starks for a 35-yard score. It was the third time this season the Mountaineers scored at least 20 points in one quarter.

Following a failure to score on nine goal-line plays in the first half's closing minutes at Louisville, WVU regrouped at halftime and scored 14 unanswered points and 21 overall in the third quarter of the Mountaineers' 35-21 win. It was the second time this season WVU scored 21 points in the third quarter on the road, as the Mountaineers recovered from a 13-7 halftime deficit at Connecticut to defeat the Huskies, 35-13.

Prior to this season, the last time the Mountaineers scored at least 20 points in one quarter was also against the Huskies, as WVU put 21 points on the board in both the third and fourth quarters in the 66-21 home victory on Nov. 24, 2007.



**Rodgers on Rookie-Season Roll**

► Freshman Mark Rodgers showed signs this season of having a bright future with the Mountaineers. At year's end, the rookie running back ranks fourth on the team in all-purpose yards (541) and fifth on the team in rushing yards (80).

Rodgers produced needed yards for the Mountaineers at Pitt, gaining 11 yards on three carries, and returning three kickoffs for an additional 61 yards. He concluded the day with a team-best 72 all-purpose yards.

Rodgers had his most productive all-purpose day at UConn, finishing with a game-best 113 yards, including 102 yards on kick returns. The rookie also took three carries for 11 yards.

Rodgers saved his most prolific run for the bright lights, as he took his only carry against Auburn 14 yards when starter Noel Devine was sidelined in the third quarter. Additionally, the Lawndale, Calif., native returned one kickoff for 17 yards, ending the game with 31 all-purpose yards.

**Sanders Scores at Will**

► Sophomore slotback Jock Sanders had a day of firsts in the Mountaineers' win at Connecticut. Sanders scored his first touchdown of the season away from the friendly confines of Milan Puskar Stadium (a six-yard reception), his first rushing touchdown of the year (a three-yard carry) and his first career three-score game - Sanders' final TD was also a three-yard carry.

All three of Sanders' scores came in the go-ahead third quarter. He was the only Mountaineer to score three times in one game this season, and the first to do so since Steve Slaton scored on three rushes in Game 8 of the 2007 season, a 31-3 win at Rutgers.

Sanders' two rushing TDs against UConn matched his season total from last year. He ended the season with a team best nine TDs for 54 points.

**The Red Zone Report**

► West Virginia scored 29-of-41 times (70.7 percent) when inside its opponent's red zone, scoring 168 points: 24 points against Villanova, three at East Carolina, seven at Colorado, 17 against Marshall and Rutgers, 10 against Syracuse and Auburn, a season-high 28 at UConn, 15 against Cincinnati, seven at Louisville, six at Pitt, seven against USF and 17 against UNC in the Meineke Car Care Bowl.

The scoring consists of eight rushing touchdowns and 12 passing touchdowns for a total of 20 touchdowns and nine field goals. The 12 failed attempts were the end of both halves against Marshall, an interception against Auburn, a loss of downs at Colorado, an interception and loss of downs against Cincinnati, a missed field goal, a loss of downs, a fumble and an end of half at Louisville, a loss of downs at Pitt and an interception against UNC.

WVU's opponents scored 28-of-44 times (63.6 percent), reached the red zone, for a total of 158 points: 21 by Villanova and East Carolina, 10 by Colorado, three by Marshall, 17 by Rutgers, three by Syracuse, 17 by Auburn, six by UConn, 15 by Cincinnati, 21 by Louisville, 12 at Pitt and seven by USF and UNC.

Their scoring consists of 14 rushing touchdowns, five passing touchdowns and nine field goals made. The 16 failed attempts were due to three fumbles, two interceptions, seven loss on downs and four missed field goals.

West Virginia is No. 1 in the BIG EAST and No. 1 nationally in red zone defense.

### Neild Strong Up Front

► Sophomore Chris Neild played strong at nose guard in 2008.

He overcame a nagging foot injury at Pitt to record five tackles and one TFL for a loss of one yard.

He turned in a career high eight tackles against Auburn as the Mountaineer defense held the Tigers scoreless in the second half. The Auburn game marked the third time in 2008 that Neild set or broke his personal tackle best. He turned in a previous career high six tackles against Rutgers in helping the Mountaineer defense hold the Scarlet Knights to just 72 yards rushing as a team.

In the BIG EAST win over Syracuse, Neild collected four tackles and one sack in a defensive effort that held the Orange to only two field goals in the game. He previously turned in a then career high five tackles at East Carolina.

There is no doubt that Neild got more comfortable along the defensive line as the season continued. He accounted for 47 tackles and finished ninth on the team in tackles in his first season in a starting role.

### Slavonic is Steady

► Senior defensive lineman Doug Slavonic came up big in the 27-3 win over Marshall. Forget his total numbers of four tackles, one TFL in the game, as Slavonic had one defensive sequence that made even his defensive line coach Bill Kirelawich smile with pride.

In one play against Marshall, Slavonic sacked Herd quarterback Mark Cann for a loss of five yards, forced the quarterback to fumble on the play and recovered the football to thwart a Herd drive. A sack, forced fumble and fumble recovery is a good day's work for some defensive linemen, but just one play for Slavonic against Marshall.

Against Auburn, Slavonic again contributed four tackles in the non-conference victory. In the BIG EAST win over Syracuse, Slavonic was steady again with four tackles and one sack in helping the Mountaineer defense thwart two Syracuse fourth down attempts deep into WVU territory.

No doubt Slavonic played his best football in his final season as a Mountaineer as he recorded 27 tackles, and 2.5 sacks for a loss of nine yards.

### It's Miller Time

► Redshirt freshman defensive tackle Julian Miller made his mark on the Mountaineer defensive line in 2008. The Columbus, Ohio, native showed the ability to rush the passer and used his height, 6-4, to be a major distraction for opposing quarterbacks.

Starting the final two games of the regular season, Miller turned in a career best four tackles in the effort at Pitt. To go along with his 21 tackles in 2008, Miller collected a team second-best 3.5 sacks for a loss of 35 yards in his initial campaign, which ranks him in a tie for No. 21 in the BIG EAST in that category. He also added three pass deflections and recovered one fumble in helping the Mountaineer defense rank nationally No. 11 in scoring defense and No. 36 in total defense.



### Poison Ivy

► Linebacker Mortty Ivy turned in a strong senior season and led the team in tackles with 90, which ranked him No. 6 in the BIG EAST. He collected four TFL on the season, and had three interceptions in 2008 for 48 return yards.

With teammate Reed Williams out for the season with a shoulder injury, Ivy was the heart and soul of the defense. It's was his unit and he responded.

He finished his career with four tackles and one TFL against North Carolina. Playing in front of the hometown fans at Pitt, Ivy contributed seven stops and one pass deflection.

At Louisville, he turned in four tackles, but more important were his two pass deflections that ended Louisville passing plays. Against Cincinnati, he recorded seven tackles and recovered a key onside kick with just 18 seconds remaining in regulation that helped set up a game-tying 52-yard field goal and force overtime against the Bearcats.

At Connecticut, Ivy helped the Mountaineer defense pitch a shutout in the second half, collecting 10 tackles and one interception, which he returned 19 yards to set up a Mountaineer touchdown.

For the season, Ivy averaged 7.0 tackles per game and was a first-team all-BIG EAST selection.

### Thomas Making a Difference

► He has an infectious smile and his strong play on the football field is contagious too. Linebacker J.T. Thomas made an impact on the Mountaineer defense in his first season as a starter.

Despite only playing two plays at Colorado after suffering a concussion, Thomas finished fourth on the team in tackles with 65 to go along with a team-leading 10 TFLs for a loss of 46 yards.

Against Cincinnati, Thomas led the defensive effort with a team-high 11 tackles and two TFL for a loss of eight yards. His 11 stops against the Bearcats were a career-best.

Thomas led the defensive effort at East Carolina with 10 tackles and one TFL for a loss of eight yards. In the final BIG EAST statistics, Thomas finished No. 27 in the league in tackles.

### Scootin' Along

► Returning sophomore starter Scooter Berry anchored the defensive line in 2008. Berry was a rivals.com and collegefootballnews.com freshman All-American in 2007 after recording 27 tackles, 4.5 TFL and three fumble recoveries.

Berry turned in a season high five tackles in the BIG EAST opening win over Rutgers. He recorded one sack and another TFL for minus three yards and his late game pass deflection stopped a Rutgers drive and sealed the win for West Virginia. At Connecticut, he had one TFL and recovered a Huskie fumble that he returned 19 yards to set up a second half touchdown by the Mountaineer offense. To go along with his two tackles at Pitt, Berry recovered a key Panther fumble that led to a WVU field goal. He finished the season with two tackles and one TFL in the bowl game.

For the season, Berry recorded 34 tackles, and was the main cog on the defensive line that was stingy against the run. In 2008, the West Virginia defense gave up only 131 rushing yards per game which ranked it No. 41 nationally and No. 6 in the BIG EAST. With Berry anchoring the defensive line, the Mountaineers held Marshall, Rutgers, Cincinnati and UNC under 100 yards rushing as a team.

### Turnover Margin

► West Virginia ranked No. 1 in the BIG EAST and No. 16 nationally in turnover margin. West Virginia gained 11 fumbles and 17 interceptions on the year for a total of 28 turnovers gained.

The Mountaineers gave up eight fumbles and had eight interceptions on the season for a total of 16 turnovers. The Mountaineers were +12 (+0.92 per game) in the turnover battle against their opponents. West Virginia collected a season high five turnovers in the BIG EAST road win at Connecticut by collecting three Huskie interceptions and two fumbles. The Mountaineers equaled that output in the conference road win at Louisville by collecting two fumbles and three interceptions. WVU is 49-3 since 2002 when it wins the turnover battle.



Brandon Hogan



**Hogan's Heroes**

► He played offense in 2007 as a true freshman and finished with 12 catches for 67 yards, but the talent of Brandon Hogan was needed on defense in 2008.

His nine tackles were a team-high in the final home win against USF, and the week before at Pitt, he once again was strong from his secondary position with six tackles, one sack, and one interception that he returned 11 yards to set up a West Virginia field goal.

He was second on the team in tackles against Cincinnati with nine stops and two pass deflections. He came up big at Connecticut where he recorded two interceptions for an impressive 50 return yards. His first pick set up a Mountaineer score, and he also added a fumble recovery in the victory.

Can he be a receiver – certainly, but in 2008, Hogan proved he can be a strong cornerback too and finished sixth on the team in total tackles with 60.

**Almost Nine Quarters = No Touchdowns**

► In game three at Colorado, the Buffaloes scored their second touchdown set up by a Mountaineer turnover just over the 10 minute mark of the first quarter. Since that point, the Mountaineer defense went almost nine quarters, spanning three games, without giving up a touchdown.

When Rutgers quarterback Mike Teel scored with just 31 seconds left in the second quarter, the WVU defense fell those 31 seconds short of taking their non-touchdown streak to nine quarters or 145 minutes of action against Colorado, Marshall and Rutgers.

**Turnovers Gained**

	2001	2002	2003	2004	2005	2006	2007	2008	Total
Southern Cal	33	36	42	38	38	22	28	29	266
Virginia Tech	34	37	26	32	27	27	31	34	248
Oklahoma	33	36	34	22	23	32	28	34	242
<b>West Virginia</b>	<b>24</b>	<b>34</b>	<b>36</b>	<b>25</b>	<b>31</b>	<b>24</b>	<b>34</b>	<b>28</b>	<b>236</b>
Southern Miss	28	27	33	23	34	25	28	29	227

**Defensive Standouts**

► The Mountaineer defense held North Carolina to only 93 yards rushing, marking the fourth opponent (Marshall, Rutgers, Cincinnati, UNC) that the unit held under 100 yards rushing in 2008. Key stops and a big interception by linebacker Pat Lazear keyed the defensive effort.

Against USF, the West Virginia defense held the Bulls to just seven points and recorded its seventh second-half shutout of the season. Aided by two key interceptions, the defensive effort was led by cornerback Brandon Hogan and Lazear with nine tackles each.

At Pitt, a short-handed West Virginia defense held the Panthers scoreless in the third quarter, and collected six TFL, two interceptions, two sacks, four pass breakups and recovered one fumble in holding the Panthers to 19 points, which was 10 points below their season average. Ellis Lankster led the unit with nine tackles, one TFL and one pass breakup.

In the win at Louisville, the Mountaineer defense set up two scores with a fumble recovery and interception both in Louisville territory. The Mountaineers collected three sacks and were led by linebacker Anthony Leonard with nine tackles and one interception that he returned 36 yards.

Against Cincinnati, the West Virginia defense recorded its sixth second-half shutout, including fourth game in a row, holding the Bearcats to 82 yards rushing and 63 total offensive yards in the second half. The defense gave up only 13 points to the Bearcats in regulation play, and was led by linebacker J.T. Thomas with a career-high 11 tackles. Hogan added nine stops in the effort.

At Connecticut, the Mountaineer defense held the BIG EAST and nation's leading rusher Donald Brown to just 82 yards, and the Huskies as a team to just 119 rushing, 166 passing and 285 yards total for the game. Behind the strong defensive performance, the Mountaineers broke UConn's 11-game home winning streak and raised their record to 5-0 all-time against the Huskies, including 3-0 at Rentschler Field. The unit pitched a shutout in the second half of the UConn game, forcing two fumbles, recovering both and collecting three interceptions for 69 return yards. Lankster led the way with 12 stops, followed by Mortty Ivy with 10 tackles and one interception. Hogan picked off two passes with an impressive 50 return yards.

The West Virginia defense rose to the challenge against a revitalized Auburn Tiger offense. After the Tigers scored on their first three possessions to take a 17-3 lead in the second quarter, the Mountaineer defense held the Tigers scoreless in the second half. After Auburn recovered an onside kick, it was the WVU defense that turned the Tigers away on three downs to swing the momentum. Leading the way with a career-best 16 tackles was Leonard, and Auburn finished with 260 yards of total offense.

In BIG EAST win number two against Syracuse, the West Virginia defense came up big when it counted. The Mountaineers held Syracuse to just two field goals, and stopped the Orange on two fourth down attempts deep into WVU territory late in the game. The Mountaineers collected three sacks for 14 yards, one interception and used a bend but not break philosophy as the Orange controlled the clock for nearly 11 minutes more than WVU. Safety Quinton Andrews led the way with nine tackles followed by linebackers Ivy and Leonard with eight stops each.

The Mountaineer defense held the Scarlet Knights to just 72 yards rushing and an average of just 2.8 yards per rush. When Rutgers scored with just 31 seconds left in the first half, it marked the first touchdown the unit gave up in almost nine quarters spanning three games. Rutgers had one last chance to tie the game with 1:54 left to play, but the WVU defense stopped the Scarlet Knights on four plays to preserve the victory. Filling in for the injured Williams, Leonard led the effort with a career-high nine tackles. Ivy and Sidney Glover followed with eight stops each in the 24-17 victory.

Against Marshall, the Mountaineer defense was downright stingy, holding the Thundering Herd to just 39 yards rushing and 119 passing for only 158 yards of total offense. The Mountaineers recorded one sack, three TFL, forced two fumbles and recovered both of them, picked off one pass and broke up another three in the 27-3 victory. Leading the way was Williams with 11 tackles and two TFL.

West Virginia turned in a strong defensive performance at Colorado when the Mountaineers held the high-powered CU offensive attack scoreless for the final 55 minutes of regulation. The unit basically gave up one scoring drive of 83 yards, as CU's other score was set up by a Mountaineer turnover. Leading the unit in tackles was Andrews with 15 tackles and one TFL followed by Lankster and Ivy with 11 stops each. Williams returned and made his presence felt immediately on the defense. Williams finished with six tackles, one pass deflection and an interception that stopped a Colorado drive.

In the loss at East Carolina, Thomas led the defensive effort with 10 tackles and one TFL. Ivy had nine tackles, one TFL, Andrews added nine tackles and John Holmes collected one sack and one TFL. The Mountaineers recorded three sacks and totaled six TFL for a loss of 30 yards.

Strong safety Boogie Allen led the Mountaineer defense with nine tackles in the season opening win against Villanova. Allen also added one tackle for loss as the Mountaineers collected a total of seven TFL for 44 yards against the Wildcats. Andrews and Lazear added seven tackles each in the victory. Thomas finished the day with six stops and collected two sacks and another TFL to total 15 yards in the win.

### Lankster is Versatile

► Cornerback Ellis Lankster contributed to the 2008 Mountaineers in a number of ways. He made an impact on the defensive secondary and finished third on the team in tackles with 68, which ranked him No. 22 in the BIG EAST. He recorded three interceptions in 2008, which tied him for sixth in the BIG EAST.

He finished his career with five tackles against North Carolina. He led the team in tackles at Pitt with nine, and collected one TFL for a loss of three yards to go along with one pass deflection.

He also led the defense in the BIG EAST road win at Connecticut by collecting a season and career high 12 tackles to go along with one TFL. The Mountaineer defense held the Huskies to 95 yards under their season average in total offense.

Against Rutgers, he returned four punts for 53 yards (13.25 avg.) and one kickoff for 31 yards. At Colorado, Lankster was second on the team in tackles with 11 and shined on special teams, where he returned three punts for 64 yards, with a long return of 36 yards.

Nationally, Lankster finished No. 51 in punt returns and No. 5 in the BIG EAST, averaging 8.6 yards per return.

### The Defensive Numbers

► In the final NCAA and BIG EAST defensive statistics, individually Mortty Ivy ranked No. 6 in the BIG EAST in tackles. Quinton Andrews was No. 14 in league tackles, Sidney Glover was No. 18, Anthony Leonard No. 21, Ellis Lankster No. 22, J.T. Thomas No. 27 and Brandon Hogan No. 27.

Hogan finished No. 5 in league interceptions, while Ivy and Lankster tied for No. 6 in the BIG EAST in interceptions, and No. 96 nationally. John Holmes was No. 3 in the BIG EAST in forced fumbles.

As a team, West Virginia finished first in BIG EAST scoring defense, No. 11 nationally; No. 6 in BE total defense, No. 36 nationally; No. 6 in BE rushing defense, No. 41 nationally; No. 5 in BE passing defense, No. 47 nationally; No. 2 in BE pass efficiency defense, No. 16 nationally; No. 2 in BE interceptions, No. 21 nationally; No. 5 in BE sacks, No. 58 nationally; No. 6 in BE tackles for loss, No. 90 nationally; and No. 1 in BE red zone defense, No. 1 nationally.

### On Q

► With key veterans lost to graduation, returning starter Quinton Andrews anchored a new-look secondary for the Mountaineers in 2008. Andrews finished second on the team in tackles with 77. He averaged 6.0 tackles per game, which ranked him No. 14 in the BIG EAST.

He led the defensive effort in the BIG EAST win over Syracuse with a game high nine tackles. Andrews was all over the field in the Colorado game. He led the defensive surge that held Colorado scoreless for the final 55 minutes of regulation by totaling 15 tackles and one TFL in the effort.

At Pitt, his big play of the game came as the first half was coming to a close, as he intercepted a Pitt pass in the end zone to thwart a Panther score right before halftime.

The junior was the true veteran of the defensive backfield at the bandit safety position 2008 after finishing fifth on the team in tackles in 2007 with 51.

### Anthony's Army

► When Reed Williams was declared out for the season prior to the Rutgers game due to shoulder injuries, the middle of the Mountaineer defense was left to linebacker Anthony Leonard. In trying to fill the huge shoes vacated on the defense by Williams, the redshirt sophomore from McKeesport, Pa., responded in ways that would make even Williams proud.

He led the defensive effort at Louisville with nine tackles and one key interception that he returned 36 yards to set up a second half score.

His performance against Auburn was simply outstanding. He had a team and game high 16 tackles against the Tigers as the Mountaineer defense held the Tigers scoreless in the second half. His 16 stops against Auburn marked a career high for Leonard.

His eight tackles and one sack against Syracuse placed him second on the team in tackles in that BIG EAST victory. In his first start as a Mountaineer against Rutgers, he responded with a then career-high nine tackles and one TFL in the victory.

Since taking over for Williams, Leonard has responded with 52 tackles, one TFL, one interception and one sack. Despite missing the Pitt and USF games with an ankle injury, his 59 tackles on the season ranked him No. 7 on the team and No. 21 in the league.

### Lazear Steps Up

► Sophomore linebacker Pat Lazear stepped up in the Meineke Car Care Bowl, finishing with three tackles and a 13-yard interception return that sealed the win for the Mountaineers. He also assisted Scooter Berry to stop the Tar Heel quarterback on a fourth-down play to stop UNC from scoring deep in WVU territory in the second quarter.

Against USF in the regular season finale, he was second on the team with nine total tackles, including five solo and four assisted tackles in the win over USF.

The Bethesda, Md., native completed the season with 30 total tackles, one tackle for a loss of three yards and an interception returned for 13 yards.



Ellis Lankster

### Second-Half Success

► In 2008, the Mountaineer defense proved that it could make adjustments at the half. The unit held opponents scoreless in second half quarters seven times in 2008 as Colorado, Marshall, Syracuse, Auburn, Connecticut, Cincinnati and USF did not score in the second half against the Mountaineer defense.

Before the streak was broken at Louisville, the West Virginia defense had gone eight straight second-half quarters (Syracuse, Auburn, Connecticut and Cincinnati) without giving up a score and 11 of 12 second half quarters were shutouts during the streak. Before Louisville, the last team to score a second half point on the 2008 Mountaineer defense was Rutgers back on October 4.

Take out Colorado's overtime field goal, which did not occur in regulation, and the shutout streak extended to 12 of the last 13 second half quarters were shutouts recorded by the Mountaineer defense.

If you wanted to date back to the East Carolina game, the Pirates scored a touchdown in the third quarter and were held scoreless in the fourth, which made 13 of 14 second half quarters scoreless for WVU opponents before Louisville scored a touchdown in both the third and fourth quarter.

Aside from holding seven opponents scoreless in the second half, the West Virginia defense gave up only nine touchdowns and 61 total points in second half regulation play all year.

Only three teams, East Carolina, Louisville and North Carolina, scored in the third quarter against the Mountaineer defense in 2008. West Virginia outscored its opponents 101-21 in the third quarter during the 2008 season.



**NCAA Career Active Field Goals Made**

	<b>FGs</b>
1. Kevin Kelly, Penn State.....	78
2. Sam Swank, Wake Forest.....	71
3. Jeff Wolfert, Missouri.....	59
<b>4. Pat McAfee, West Virginia.....</b>	<b>58</b>
5. Louie Sakoda, Utah.....	57
6. Colt David, LSU.....	54
7. Leigh Tiffin, Alabama.....	53
8. Brett Swenson, Michigan State.....	52
9. Brett Jaekle, Nevada.....	50
Connor Lee, Pitt.....	50
Swayze Waters, UAB.....	50

**NCAA Career Active Extra Points Made**

	<b>XPs</b>
1. Brett Jaekle, Nevada.....	211
<b>2. Pat McAfee, West Virginia.....</b>	<b>210</b>
3. Jarod Tracy, Tulsa.....	202
4. Colt David, LSU.....	201
5. Dan Kelly, Hawaii.....	200

**NCAA Career Active Total Points Made**

	<b>Total Points</b>
1. Kevin Kelly, Penn State.....	425
<b>2. Pat McAfee, West Virginia.....</b>	<b>384</b>
3. Colt David, LSU.....	369
4. Jeff Wolfert, Missouri.....	362
5. Brett Jaekle, Nevada.....	361
6. Jarrett Dillard, Rice.....	360
7. Ian Johnson, Boise State.....	356
8. Sam Swank, Wake Forest.....	337
9. Dan Kelly, Hawaii.....	335
10. Kory Sheets, Purdue.....	324
11. Louie Sakoda, Utah.....	308
12. Jorvorskie Lane, Texas A&M.....	302
13. James Davis, Clemson.....	294
Tyrell Fenroy, UL Lafayette.....	294
<b>15. Pat White, West Virginia.....</b>	<b>286</b>

**NCAA Career Active Points Per Game**

	<b>XPs</b>
1. Michael Crabtree, Texas Tech.....	9.5
2. Jeff Wolfert, Missouri.....	8.8
3. LeSean McCoy, Pitt.....	8.6
4. Kevin Kelly, Penn State.....	8.3
Jose Martinez, UTEP.....	8.3
Kyle Brotzman, Boise State.....	8.3
7. DeMarco Murray, Oklahoma.....	8.2
Thomas Weber, Arizona State.....	8.2
9. Ryan Harrison, Air Force.....	8.0
Brooks Rossman, Kansas St.....	8.0
11. Leigh Tiffin, Alabama.....	7.9
12. Mark Buchholz, Clemson.....	7.7
13. Jason Bondzio, Arizona.....	7.6
<b>14. Pat McAfee, West Virginia.....</b>	<b>7.5</b>

**BIG EAST Career Field Goals Made**

80.....	Jeremy Ito, Rutgers, 2004-07
68.....	Shayne Graham, Virginia Tech, 1996-99
<b>58.....</b>	<b>Pat McAfee, West Virginia, 2005-08</b>
49.....	Jay Taylor, West Virginia, 1996-99

**BIG EAST Career Extra Points Made**

<b>210.....</b>	<b>Pat McAfee, West Virginia, 2005-08</b>
190.....	Carter Warley, Virginia Tech, 2000-03



**Pat McAfee**

**Defensive Newcomers**

► The 2008 Mountaineer defense was young after an outstanding 2007 season which saw the unit ranked in the Top 20 in just about every major NCAA defensive category. The proof though is in the numbers as to just how young the 2008 defense was.

The West Virginia depth chart for the Meineke Car Care Bowl consisted of eight sophomores and three freshmen totaling 11 or half of the 22 spots being held down by sophomores or freshmen. Newcomers that have made an impact include safety Sidney Glover with 61 tackles on the season, including 10 at Colorado, nine against Auburn and six at Louisville. Glover finished No. 5 on the team in tackles and No. 18 in the BIG EAST.

In the season opener against Villanova, nine players recorded their first tackle and saw action on defense for the first time. Leading the way was linebacker Najee Goode with four tackles, followed by Eain Smith and Julian Miller with three tackles each.

Smith went on to start at safety and saw significant playing time at the position. He came in at No. 10 on the team in tackles with 38. Miller was strong at Louisville with three tackles, two sacks for a loss of 18 yards, one fumble recovery and one pass deflection. He followed that up with four tackles at Pitt. In his first season of action, Miller showed 21 tackles and 3.5 sacks for a loss of 35 yards and three pass break ups along the defensive line.

**Kicking His Way To The Top**

► In the Meineke Car Care Bowl against North Carolina on Dec. 27, senior Pat McAfee tallied seven points (four extra points and one field goal).

The Plum, Pa., native finished the season with 87 points, the most on the team, and 384 for his career, the highest career total on the WVU roster. McAfee also finishes his tenure as the program leader in kick scoring and has more points than any position player in Mountaineer history.

In the BIG EAST all-time career scoring, McAfee holds sole possession of second place.

Rutgers' Jeremy Ito (2004-07), holds the all-time lead with 400 career points, 16 points more than McAfee's current total.

In BIG EAST all-time career total points scored by kicking, McAfee also owns second place. Much like the scoring amongst all players, McAfee finished only behind Ito.

McAfee started the season off with 297 points - good enough for ninth place in scoring amongst all position players and seventh place in total points scored by kicking.

**Field Goal Phenom**

► Pat McAfee hit career field goal 58 in the Mountaineers' bowl game against North Carolina on Dec. 27.

Amongst the NCAA active career leaders in field goals made at the end of the 2008 season, McAfee finished in fourth, trailing Penn State's Kevin Kelly, who had 78 made field goals, Wake Forest's Sam Swank, who made 71 field goals and Missouri's Jeff Wolfert, who tallied 59 made field goals.

Against Pitt on Nov. 28, McAfee hit career field goal number 53 to move ahead of Charlie Baumann (52; 1985-88) and tied him for second place all-time in the WVU annals. McAfee's 54th career field goal put him ahead of Jay Taylor (53; 1996-99) and into sole possession of second place for made field goals at WVU.

Paul Woodside, who played at West Virginia from 1981-84, holds the record with 74 career field goals.

**Holding Opponents in Check**

► The Mountaineers' punt return unit was dominant this year, holding opponents to just 121 yards on 23 punt returns, an average of 5.26 yards per return. The mark pitted WVU at No. 13 nationally. The Mountaineers were only 0.02 yards short of taking possession of 12th place.

The longest return of the season an opponent had against the punt defense unit was 18 yards, which Pitt accomplished on Nov. 28. The Mountaineers also held opponents to less than a 10-yard long in six games this year.

In 2007, the Mountaineers held opponents to 5.3 yards per return on 21 punt returns.

**Elusive Ellis Makes Them Count**

► Senior Ellis Lankster wasn't returning punts at West Virginia until this season. Through 13 games and 20 returns, he averaged 8.6 yards per punt return, a mark that ranked him fifth in the BIG EAST and 51st in the nation. His 171 yards were fifth most in the league.

Lankster returned the first kickoff of his career on Oct. 4 against Rutgers, going 31 yards on the play.

On Sept. 18, Lankster took over the BIG EAST individual game high for punt return average with 21.3 yards per return (three returns for 64 yards). The Whistler, Ala., native also was tied for second on the BIG EAST individual single-game high list with four punt returns (Oct. 4).

**Kicking Off ...**

► Senior kicker Pat McAfee had handled the team's kickoff duties in 2008 and was outstanding. He kicked off 64 times and registered 3,865 yards for an average of 60.4 yards per kickoff. Eight resulted in a touchback. His best game was against Syracuse when he averaged 67.0 yards a kickoff on four kicks. Against Colorado, he averaged 69.3 yards on three kickoffs and averaged 66.2 yards per kickoff on eight kicks against Villanova.

**Ray Guy Award Finalist**

► Senior Pat McAfee was named one of three finalists for the 2008 Ray Guy Award on Nov. 27. The award identifies the nation's top collegiate punter, and was given to Oklahoma State's Matt Fodge.

There were 53 punters in the early stages of the season. Emphasis was placed on net average, percentage of punts inside the 20-yard line, average return yardage and percentage not returned. Utah's Louie Sakoda was the third finalist.

For the season, Sakoda sent 56 punts for 2,357 yards, an average of 42.1 yards per boot. He placed 24 of his kicks inside the 20-yard line. Fodge punted 36 times this year for an average of 42.9 yards per kick. He amassed 1,544 yards, placing 17 kicks inside the 20-yard line.

Last year, Georgia Tech's Durant Brooks won the prestigious award.

**Lou Groza Award Semifinalist**

► While Pat McAfee excelled in the kicking game, the senior also became one of the nation's best and most trusted place-kickers. On Oct. 31, The Palm Beach County Sports Commission named McAfee and 19 other place-kickers as semifinalists for the 2008 Lou Groza Collegiate Place-Kicker Award.

Florida State's Graham Ganno won the award in 2008. McAfee hit 17-for-20 this year in field goals. He was 5-for-6 on kicks 40 or more yards, 2-for-2 on kicks 50 or more yards and 36-for-36 on extra point attempts.

**Making His Point**

► After WVU scored its first touchdown of the game against Auburn on Oct. 23, senior Pat McAfee kicked the extra point through the uprights for the 191st time of his career, giving him the all-time BIG EAST lead in extra points made. He entered the game tied with Carter Warley of Virginia Tech (2000-03). McAfee later would add three more PATs in that game and finished with a career total of 210.

Already atop the program record for extra point attempts, the Plum, Pa., native also broke the BIG EAST PAT kicks attempted record of 195 (by Syracuse's Nate Trout 1996-99 and Carter Warley 2000-03) when he made good on the extra point with 2:26 left in the game against Auburn.

On the season, he was 36-of-36 on point after attempts. For his career, he went 210-of-212.

<b>WVU's Record When Wearing ... (since 2001)</b>	
Blue Jersey-Gold Pants:	19-7
Blue Jersey-White Pants:	3-2
Blue Jersey-Blue Pants:	15-3
White Jersey-Gold Pants:	8-9
White Jersey-White Pants:	13-6
White Jersey-Blue Pants:	10-2
Gold Jersey-Blue Pants:	2-0
Gold Jersey - Gold Pants:	1-1

<b>2008 Home and Away</b>		
<b>Rushing</b>	<b>Att-Yds-Avg</b>	<b>Avg/Gm</b>
Home (6-1).....	263-1,367-5.2.....	195.3
Away (3-3).....	254-1,362-5.4.....	227.0
<b>Passing</b>	<b>Att-Comp-Yds-TD-Int</b>	<b>Avg/Gm</b>
Home (6-1).....	183-123-1,123-16-5.....	160.4
Away (3-3).....	122-79-833-6-3.....	138.8
<b>Total Offense</b>	<b>Rush-Pass-Total</b>	<b>Avg/Gm</b>
Home (6-1).....	1,367-1,123-2,490.....	355.7
Away (3-3).....	1,362-833-2,195.....	365.8
<b>Rush Defense</b>	<b>Att-Yds-Avg</b>	<b>Avg/Gm</b>
Home (6-1).....	181-781-3.1.....	111.6
Away (3-3).....	223-930-4.2.....	155.0
<b>Pass Defense</b>	<b>Att-Comp-Yds-TD-Int</b>	<b>Avg/Gm</b>
Home (6-1).....	233-123-1,268-3-7.....	181.1
Away (3-3).....	195-117-1,297-8-10.....	216.2
<b>Total Defense</b>	<b>Rush-Pass-Total</b>	<b>Avg/Gm</b>
Home (6-1).....	781-1,268-2,049.....	292.7
Away (3-3).....	930-1,297-2,227.....	371.1

**Charting Mountaineer Players of the Week**

Game	O-Champ	D-Champ	ST-Champ	O-Scout	D-Scout	BIG EAST
<b>Villanova</b>	Pat White	None	Pat McAfee	Jordan Roberts	Joe Rhein	Mortty Ivy Pat McAfee
<b>at East Carolina</b>	None	Chris Neild	Pat McAfee	John Bassler	Donovan Miles	None
<b>at Colorado</b>	Pat White	Scooter Berry	Ellis Lankster	Matt Lindamood	Joe Rhein	None
	Ryan Stanchek	Quinton Andrews				
	Noel Devine	Mortty Ivy				
<b>Marshall</b>	Mike Dent	Ellis Lankster	Pat McAfee	Mike Poitier	Lawrence Smith	None
	Noel Devine	Brandon Hogan				
<b>Rutgers</b>	Ryan Stanchek	Scooter Berry	Zac Cooper	Joey Madsen	Casey Vance	None
	Jock Sanders	Chris Neild				
		Mortty Ivy				
<b>Syracuse</b>	Noel Devine	Mortty Ivy	Pat McAfee	Chris Martin	Zach Flynt	Noel Devine
			Adam Hughes			
<b>Auburn</b>	6 players	The Defense	4 Players	Scott Loving	Casey Vance	None
<b>at Connecticut</b>	Pat White	The Defense	Brandon Hogan	Ryan Nehlen	Josh Contraguerra	Pat White
	Dorell Jalloh	Brandon Hogan	Adam Hughes			Mortty Ivy
<b>Cincinnati</b>	Pat White	Brandon Hogan	Pat McAfee	Levi Pardee	Travis Buttrey	None
	Dorell Jalloh				Chaz Russell	
					JaTavious Miller	
<b>at Louisville</b>	Pat White	Brandon Hogan	Pat McAfee	Coley White	Citrine Warren	Pat White
	Noel Devine					
	Ryan Stanchek					
<b>at Pitt</b>	Ryan Stanchek	Chris Neild	Pat McAfee	Jordan Roberts	Derek Long	
	Greg Isdaner	Brandon Hogan	Adam Hughes			
<b>USF</b>	Pat White	Sidney Glover	Pat McAfee	NA	NA	Sidney Glover
	Noel Devine					

**Above Average**

► After sending three punts for an average of 44.3 yards per boot against North Carolina, Pat McAfee remained at No. 8 in the nation with a season average of 44.71 yards per punt. Through 13 games, the Plum, Pa., native racked up 2,772 yards on 62 punts. Amongst kickers in the Top 10 in punting average, McAfee had the second-most yards, behind UCLA's Aaron Perez (3,571 yards). McAfee's season long was a 65-yard punt, which came against Marshall on Sept. 27. Last year, McAfee recorded 1,962 yards on 46 punts.

**Digging The Long Ball**

► Senior Pat McAfee, whose career long field goal entering the season was 51 yards, bettered that the first game of the season against Villanova when he booted one through the uprights from 52 yards out. He matched that feat on Nov. 8 when he connected on a 52-yarder to tie the contest and send it into overtime. McAfee was one of just 39 players in 2008 to connect on a field goal of 52 yards or longer and was only one of seven players (Florida State's Graham Gano, LSU's Colt David, Idaho's Tino Amancio, Cincinnati's Jake Rogers, Duke's Joe Surgan and Alabama's Leigh Tiffin) to do it more than once. McAfee put three field goals of at least 50 yards through the uprights in his career and was only one of two players in program history to accomplish the feat (Paul Woodside made good on four attempts of at least 50 yards).

**Nothing But Net ... Yardage**

► Senior Pat McAfee owned a net average of 40.50 yards per punt this season, ranking him second in the nation. He trailed Cincinnati's Kevin Huber by 0.98 net yards per punt. This year, McAfee landed 25 kicks inside the 20-yard line, and 20 of his punts totaled 50 yards or more.

**Returnman Rodgers**

► Freshman kick returner Mark Rodgers had a career-high day against Connecticut on Nov. 1. On four returns, the Lawndale, Calif., native ran for 102 yards, including one spurt that lasted 44 yards; both marks are career highs. Rodgers returned 22 kicks for 464 yards, an average of 21.1 yards per return. His average ranked him seventh in the BIG EAST.

**Catching Them Off-Guard**

► Down by three points, 20-17, against Cincinnati on Nov. 8, the Mountaineers needed to recover the on-sides kick and connect on a field goal to tie the game and send it into overtime. Senior Pat McAfee was able to keep WVU alive after the Mountaineers recovered his 14-yard on-sides kick. The play led to a game tying field goal from 52 yards by the Plum, Pa., native. The last time the Mountaineers recovered an on-sides kick was at home against Louisville on Oct. 15, 2005. McAfee's 13-yard on-sides kick in the fourth quarter with 8:16 remaining in the game was recovered by the Mountaineers on their own 48. The drive resulted in a field goal for WVU, bringing the team within one touchdown, 24-17.

**A Fake For a First**

► Redshirt junior Zac Cooper's 18-yard run on a fake punt in the third quarter of the Rutgers game marked the first time WVU had a successful fake punt since Phil Brady had a 10-yard run against Georgia in the Nokia Sugar Bowl on Jan. 2, 2006. Before that, the last time WVU had a successful fake punt was on Nov. 25, 2004, at Pitt. On fourth down and four to go on its own 40 in the fourth quarter, Phil Brady rushed for five yards to the WVU 45-yard line.

**Analyzing Mountaineer Scoring**

► West Virginia is outscoring its opponents, 319-221, an average of 24.5-17.0. The opponents have outscored the Mountaineers in the first quarter, 81-70, and a slim second-quarter advantage, 70-61. The Mountaineers led their opponents in the second half, 101-21 in the third quarter and 78-40 in the fourth quarter. In the first half, the Mountaineers were outscored by their opponents, 151-137, but in the second half, it's WVU who had the advantage, 179-61. WVU was outscored 9-3 in the two overtime periods they played this season at Colorado and against Cincinnati.

**Interceptions**

► Pat Lazear became the 11th Mountaineer to record an interception this season with his game-clinching catch against North Carolina. West Virginia had now had an interception in all but three games this season.

**Second-Half Excitement**

► The 2008 Mountaineers were known as a tough-minded bunch, and nothing proved that more than their second-half domination against opponents. WVU outscored the competition 179-61 in the second half, often coming up with pivotal plays down the stretch offensively while making game-changing stops on the defensive end. West Virginia prevailed the most in the third quarter, outscoring its opponents by nearly five times at a 101-21 margin. The Mountaineers reached 21 points twice in the third quarter in road victories over Connecticut and Louisville.

**Below the Benchmarks**

► A Mountaineer defense that headed into the season with uncertainty ended its year as one of the top groups in the country. In its 13 games, WVU never allowed opposing offenses to rack up over 200 yards rushing or pass for over 300 yards. West Virginia's greatest defensive performance against the rush came in its 27-3 victory over Marshall, where it held the Thundering Herd to just 39 yards on 25 carries. The Mountaineers' season-best effort against the pass came in a 34-17 win over Auburn, where they held the run-oriented Tigers to 111 yards through the air.



**Ranking WVU Week-By-Week**

Week	AP	USA Today	Harris	BCS
Preseason	8	8	---	---
Sept. 3	8	8	---	---
Sept. 7	25	24	---	---
Sept. 14	21	22	---	---
Sept. 21	RV	RV	---	---
Sept. 28	NV	NV	---	---
Oct. 5	NV	NV	---	---
Oct. 12	NV	NV	---	---
Oct. 19	NV	NV	---	---
Oct. 26	RV	RV	---	---
Nov. 2	20	23	22	25
Nov. 9	RV	RV	--	--
Nov. 16	RV	RV	--	--
Nov. 23	26	25	--	--
Nov. 30	30	NV	--	--
Dec. 7	30	NV	--	--
Final	23	26	--	--

**Takeaway Trio**

► Defensive backs Ellis Lankster and Brandon Hogan as well as linebacker Mortty Ivy were part of a collective group that held opponents to a conference-best 17 points per game.

All three defensive standouts did their part in creating takeaways, as each recorded three interceptions during the season to limit the opposition through the air.

Lankster, Hogan and Ivy tied for the team lead in interceptions, while the Mountaineers totaled 17 picks as a team to finish second in the conference.

**Special Teams/Defensive Touchdowns Since 2001**

**2008**  
Ivy 29 INT return vs. Villanova

**2007**  
Williams 0 fumble recovery vs. UConn  
Wicks 44 fumble recovery vs. Louisville  
Dykes 19 INT return vs. Syracuse

**2006**  
Rivers 50 punt return vs. Mississippi State  
Reynaud 96 kickoff return vs. Maryland

**2005**  
Addae 40 INT return vs. Pitt  
Smith 1 punt return vs. Rutgers  
Lewis 77 punt return vs. East Carolina  
Wicks 31 INT return vs. Syracuse

**2004**  
Lorello 21 INT return vs. Connecticut  
Wicks 34 INT return vs. Virginia Tech  
Lehnortt 21 fumble return vs. James Madison  
Jones 76 punt return vs. East Carolina

**2003**  
Frazier 64 punt return vs. Temple  
Jones 47 fumble return vs. Temple  
Jones 49 INT return vs. Boston College  
Jones 87 kickoff return vs. Boston College  
Hunter 0 punt return vs. UCF

**2002**  
Harrison 0 punt return vs. East Carolina  
Estrada 43 INT return vs. Rutgers

**2001**  
Terry 100 kickoff return vs. Maryland  
Hackett 10 fumble return vs. Rutgers



**Slavonic and Stancek Named ESPN The Magazine Academic All-District**

► West Virginia University seniors Doug Slavonic and Ryan Stancek, were named as first-team members of the ESPN The Magazine Academic All-District 2 team as selected by the College Sports Information Directors of America.

Slavonic, a defensive lineman from Pittsburgh, graduated in May with a bachelor's degree in finance with a 3.70 grade point average. He is currently working on a master's degree in business administration. He was a regular on the Athletic Director's Honor Roll and the BIG EAST Academic All-Star team.

Stancek, an offensive lineman, was selected to the all-district team for the second-straight year. The Cincinnati native graduated in May with a 3.40 in athletic coaching education and is currently working on a master's degree in special education. He also was a regular on the Athletic Director's Honor Roll and the BIG EAST Academic All-Star team.

**10th Best**

► The Mountaineers lost three games by a total of 10 points, with two ending in overtime. The Mountaineer record of 6-1 at home matches the 2006 record and is the 10th time in Mountaineer Field at Milan Puskar Stadium history that a team has had just one loss at home.

**A Postseason Threat**

► Coming off their down-to-the-wire thriller over North Carolina in the 2008 Meineke Car Care Bowl, it has never been more evident that WVU continually rises to the challenge in bowl games.

During their current four-bowl win streak, the Mountaineers have won by scores of 38-35 over Georgia in the Sugar Bowl, 38-35 over Georgia Tech in the Gator Bowl, 48-28 over Oklahoma in the Fiesta Bowl and 31-30 over UNC in the Meineke Car Care Bowl.

Besides the astronomical scoring, the Mountaineers have averaged nearly 481 yards of total offense in their consecutive bowl victories. Their high-powered offense over the last four years has done wonders for putting fans in the stands, as an average attendance of 71,475 has watched WVU rise to the challenge in the postseason.

**Stewart's Start**

► Coach Bill Stewart posted the best first-season record as a WVU head coach since 1948 when Dudley S. DeGroot took over the reigns from William F. "Bill" Kern. That season DeGroot finished with a 9-3 overall record. This season, Stewart and the Mountaineers finished with a 9-4 record, including a 31-30 victory over North Carolina in Meineke Car Care Bowl, in Charlotte, N.C.

**Four Mountaineers Named ECAC All-Stars**

► The East Coast Athletic Conference, the nation's largest athletic conference and only multi-divisional conference, with 321 member institutions, named four Mountaineers to its annual all-star team. Pat White and Ryan Stancek were named as member of the offensive team, Mortty Ivy on the defense and Pat McAfee as the punter.

**Postseason All-Star Games**

► West Virginia has had four senior players named to postseason all-star games. Linebacker Mortty Ivy was invited to play in the East-West Shrine game on Jan. 17, at Robertson Stadium in Houston, Texas.

Defensive back Ellis Lankster, punter Pat McAfee and quarterback Pat White were invited to play in the Senior Bowl in Mobile, Ala., on Jan. 24, at Ladd-Peebles Stadium. The game will be shown on the NFL Network.



### **2008 WVU Scoring Drives**

<b>Opp</b>	<b>Plays</b>	<b>Yds</b>	<b>Time</b>	<b>Result</b>
Villanova	1	24	0:06	Arnett 24 pass from White
Villanova	10	47	3:25	Johnson 3 pass from White
Villanova	5	67	2:06	Arnett 34 pass from White
Villanova	9	40	1:10	McAfee 52 field goal
Villanova	12	74	5:41	Sanders 9 pass from White
Villanova	4	8	1:21	McAfee 33 field goal
Villanova	7	64	2:59	Sanders 17 pass from White
Villanova	0	0	0:00	Ivy 29 interception return
East Carolina	10	68	4:19	McAfee 26 field goal
Colorado	5	58	2:31	White 6 run
Colorado	4	68	1:59	White 39 run
Marshall	9	76	4:49	Devine 4 run
Marshall	9	72	3:26	Jalloh 21 pass from White
Marshall	4	47	1:41	Sanders 5 pass from White
Marshall	9	48	4:43	McAfee 39 field goal
Marshall	7	62	3:24	McAfee 36 field goal
Rutgers	2	33	0:40	Urban 25 pass from White
Rutgers	9	36	4:58	McAfee 40 field goal
Rutgers	10	72	3:26	Sanders 14 pass from White
Rutgers	14	68	5:51	Brown 1 run
Syracuse	7	63	3:17	Sanders 12 pass from Brown
Syracuse	12	41	4:46	McAfee 33 field goal
Syracuse	3	95	0:26	Devine 92 run
Auburn	6	67	2:19	McAfee 23 field goal
Auburn	4	78	1:31	Arnett 44 pass from White
Auburn	11	93	4:49	Jalloh 2 pass from White
Auburn	5	73	2:25	Jalloh 32 pass from White
Auburn	8	89	4:22	Devine 30 run
UConn	9	54	3:59	White 24 run
UConn	6	56	2:18	Sanders 6 pass from White
UConn	4	33	1:25	Sanders 3 run
UConn	4	21	1:33	Sanders 3 run
UConn	4	60	2:08	White 36 run
Cincinnati	7	77	2:48	Arnett 19 pass from White
Cincinnati	0	0	0:00	Team Safety
Cincinnati	7	62	1:06	Jalloh 3 pass from White
Cincinnati	2	9	0:19	McAfee 52 field goal
Cincinnati	5	15	0:00	McAfee 27 field goal
Louisville	4	80	1:44	White 66 run
Louisville	5	62	1:51	Jalloh 28 pass from White
Louisville	2	43	0:16	White 43 run
Louisville	1	7	0:07	White 7 run
Louisville	5	76	2:15	Sanders 25 pass from White
Pitt	5	36	1:58	McAfee 20 field goal
Pitt	14	59	5:18	McAfee 26 field goal
Pitt	4	81	1:48	White 54 run
Pitt	4	21	1:32	McAfee 40 field goal
USF	11	58	4:55	Urban 12 pass from White
USF	5	52	0:33	McAfee 45 field goal
USF	6	26	1:49	McAfee 42 field goal
North Carolina	8	55	4:05	Devine 18 run
North Carolina	5	60	2:11	Arnett 44 pass from White
North Carolina	5	65	2:22	Starks 35 pass from White
North Carolina	11	65	6:00	McAfee 25 field goal
North Carolina	3	70	1:05	Arnett 20 pass from White

### **2008 Opponent Scoring Drives**

<b>Opp</b>	<b>Plays</b>	<b>Yds</b>	<b>Time</b>	<b>Result</b>
Villanova	12	80	5:48	Young 3 run
Villanova	6	26	1:57	Ball 2 run
Villanova	15	78	6:03	Whitney 1 run
East Carolina	11	80	6:02	Williams 5 run
East Carolina	14	56	6:45	Ryan 42 FG
East Carolina	3	35	0:24	Taylor 13 pass from Pickney
East Carolina	12	86	6:18	Williams 1 run
Colorado	9	83	2:46	Smith 38 pass from Hawkins
Colorado	5	28	0:47	Devenny 13 pass from Hawkins
Colorado	5	18	0:00	Goodman 25 field goal (OT)
Marshall	4	-11	0:55	Warner field goal
Rutgers	10	56	4:32	TE field goal
Rutgers	5	56	0:31	Teel 5 run
Rutgers	13	58	5:22	Brown 14 pass from Teel
Syracuse	16	81	8:39	Shadle 26 FG
Syracuse	8	29	2:02	Shadle 53 FG
Auburn	20	81	9:54	Byrum 19 field goal
Auburn	5	27	2:42	Burns 16 pass to Lester
Auburn	2	31	0:27	Burns 9 run
UConn	7	80	3:48	Brown 21 run
UConn	5	18	1:41	Teggart 36 field goal
UConn	10	38	4:34	Teggart 34 field goal
Cincinnati	0	0	0:00	Gilyard 100 kickoff return
Cincinnati	4	5	0:50	Rogers 46 field goal
Cincinnati	7	20	2:45	Rogers 31 field goal
Cincinnati	12	77	5:39	Pike 4 run
Cincinnati	3	25	0:00	Pike 2 pass to Alli
Louisville	9	97	4:14	Powell 1 run
Louisville	13	67	5:44	Bolen 5 run
Louisville	7	65	2:55	Cantwell 17 pass to Chichester
Pitt	5	64	2:10	Stull 30 pass to Kinder
Pitt	2	16	0:32	McCoy 5 run
Pitt	10	59	4:18	McCoy 1 run
USF	10	75	3:55	Grothe 6 run
North Carolina	3	84	1:34	Yates 73 pass to Nicks
North Carolina	1	66	0:14	Arnold 66 pass to Nicks
North Carolina	0	0	0:00	Team Safety
North Carolina	5	40	2:46	Yates 25 pass to Nicks
North Carolina	8	62	4:31	Yates 4 run

**20-yard plays in 2008**

92/TD.....	Devine run (SYR)
79.....	Devine run (LOU)
66/TD.....	White run (LOU)
54/TD.....	White run (PITT)
52/FG.....	McAfee field goal (CIN)
52/FG.....	McAfee field goal (VILL)
52.....	White pass to Arnett (LOU)
45/FG.....	McAfee field goal (USF)
44/TD.....	White pass to Arnett (UNC)
44/TD.....	White pass to Arnett (AUB)
44.....	White run (COLO)
43/TD.....	White run (LOU)
42/FG.....	McAfee field goal (AUB)
42/FG.....	McAfee field goal (USF)
41.....	White pass to Sanders (UNC)
40/FG.....	McAfee field goal (PITT)
40/FG.....	McAfee field goal (RUT)
39/TD.....	White run (COLO)
39/FG.....	McAfee field goal (MAR)
36/FG.....	McAfee field goal (MAR)
35/TD.....	White pass to Starks (UNC)
35.....	White pass to Jalloh (UConn)
35.....	Devine run (AUB)
35.....	Brown run (MAR)
34/TD.....	White pass to Arnett (VILL)
36/TD.....	White run (UConn)
36.....	Leonard Interception Return (LOU)
36.....	Devine run (AUB)
36.....	Devine run (MAR)
36.....	Lankster punt return (COLO)
36.....	Rodgers kickoff return (COLO)
34.....	Lankster punt return (RUT)
34.....	Devine run (ECU)
33/FG.....	McAfee field goal (SYR)
33/FG.....	McAfee field goal (VILL)
32/TD.....	White pass to Jalloh (AUB)
32.....	Lankster kickoff return (USF)
32.....	Lankster kickoff return (CIN)
32.....	Sanders kick return (VILL)
31.....	Lankster kickoff return (RUT)
30/TD.....	Devine run (AUB)
30.....	White pass to Sanders (CIN)
30.....	Ivy fumble return (VILL)
29/TD.....	Ivy interception return (VILL)
29.....	Sanders run (PITT)
29.....	Devine run (AUB)
29.....	Devine run (ECU)
28/TD.....	White Pass to Jalloh (LOU)
28.....	Goode Interception Return (LOU)
27/FG.....	McAfee field goal (CIN)
27.....	Rodgers kickoff return (SYR)
27.....	Lankster kickoff return (USF)
26/FG.....	McAfee field goal (PITT)
26/FG.....	McAfee field goal (ECU)
26.....	White pass to Sanders (USF)
26.....	Hogan interception return (UConn)
26.....	Devine run (MAR)
26.....	Rodgers kick return (VILL)
25/TD.....	White pass to Sanders (LOU)
25/TD.....	White pass to Urban (RUT)
25/FG.....	McAfee field goal (UNC)
25.....	Devine run (LOU)
25.....	Brown pass to Sanders (MAR)
25.....	Lankster punt return (VILL)
25.....	Sanders kick return (ECU)

24/TD.....	White run (UConn)
24/TD.....	White pass to Arnett (VILL)
24.....	White pass to Starks (PITT)
24.....	White pass to Starks (CIN)
24.....	Hogan interception return (UConn)
24.....	Devine run (VILL)
24.....	Devine kickoff return (ECU)
23/FG.....	McAfee field goal (AUB)
23.....	White pass to Urban (UNC)
23.....	White pass to Jalloh (CIN)
23.....	Devine run (SYR)
23.....	Devine kickoff return (ECU)
23.....	White run (ECU)
22.....	White pass to Sanders (UNC)
22.....	White pass to Gonzales (USF)
22.....	Rodgers kickoff return (PITT)
22.....	Devine run (LOU)
22.....	Sanders kickoff return (CIN)
22.....	Devine run (UConn)
22.....	White run (AUB)
22.....	Devine run (SYR)
22.....	Sanders kick return (VILL)
21/TD.....	White pass to Jalloh (MAR)
21.....	White pass to Jalloh (PITT)
21.....	White pass to Jalloh (CIN)
21.....	Hogan kick return (CIN)
21.....	Lankster kickoff return (AUB)
21.....	Rodgers kickoff return (SYR)
21.....	Sanders kickoff return (ECU)
20/TD.....	White pass to Arnett (UNC)
20.....	Lankster kickoff return (UNC)
20.....	White run (USF)
20.....	Devine run (AUB)
20.....	Devine run (AUB)



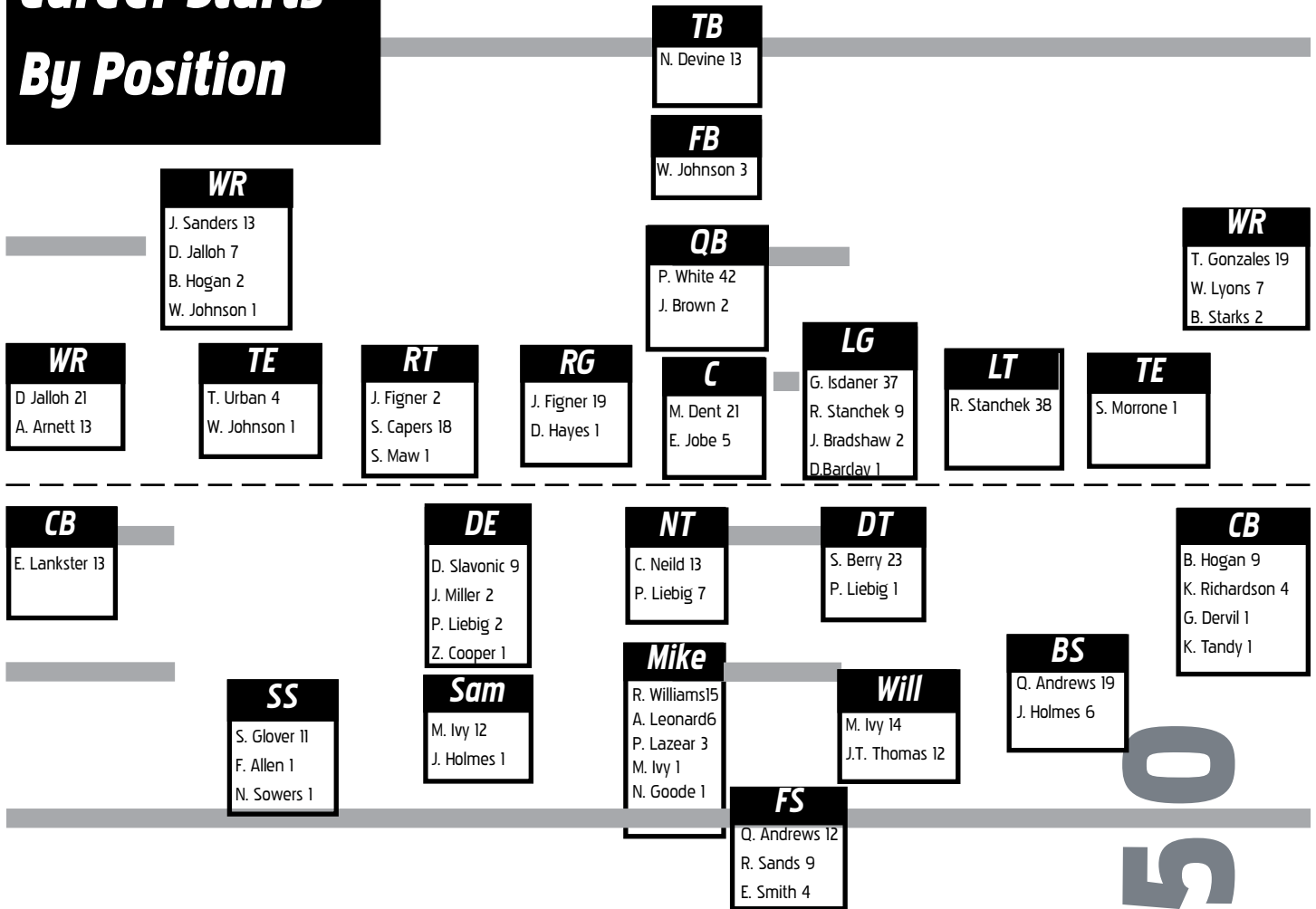
Pat Lazear

### Opponent 20-yard plays in 2008

100/TD.....	Gilyard kickoff return (CIN)	26.....	Babbaro kick return (VILL)
75.....	Marshall kickoff return (MAR)	25/FG.....	Goodman field goal (COLO)
73/TD.....	Yates pass to Nicks (UNC)	25/TD.....	Yates pass to Nicks (UNC)
69.....	Fannin kickoff return (AUB)	25.....	Little kickoff return (UNC)
66/TD.....	Arnold pass to Nicks (UNC)	25.....	Wright kickoff return (PITT)
66.....	Pike pass to Goebel (CIN)	25.....	Stull pass to Byham (PITT)
64.....	Marshall kickoff return (MAR)	25.....	Pike pass to Goodman (CIN)
62.....	Davis kickoff return (AUB)	25.....	Dantley pass to Lobdell (SYR)
53/FG.....	Shadle field goal (SYR)	25.....	Underwood kickoff return (RUT)
47.....	Cantwell pass to Beaumont (LOU)	25.....	Harris kick return (ECU)
46/FG.....	Rogers field goal (CIN)	25.....	Young pass to Harvey (VILL)
46.....	Little kickoff return (UNC)	25.....	Babbaro kick return (VILL)
45.....	Burney kickoff return (UNC)	24.....	Brinkley run (SYR)
42/FG.....	Ryan field goal (ECU)	24.....	Whitney pass to Smith (VILL)
40.....	Anderson run (LOU)	23/FG.....	TE field goal (RUT)
39.....	Babbaro kick return (VILL)	23.....	Little run (UNC)
38/TD.....	Hawkins pass to Smith (COLO)	23.....	Todman kickoff return (UConn)
38/FG.....	Byrum field goal (UConn)	23.....	Hawkins pass to Smith (COLO)
36/FG.....	Byrum field goal (UConn)	23.....	Babbaro kick return (VILL)
36.....	Butler kickoff return (UConn)	22.....	Little kickoff return (UNC)
35.....	Butler kickoff return (UConn)	22.....	Cantwell pass to Vaughn (LOU)
35.....	Pickney pass to Bryant (ECU)	22.....	Endres pass to Hernandez (UConn)
34/FG.....	Warner field goal (MAR)	22.....	Davis kickoff return (AUB)
31/FG.....	Rogers field goal (CIN)	22.....	Burns pass to Davis (AUB)
30/TD.....	Stull pass to Kinder (PITT)	22.....	Pickney pass to Taylor (ECU)
30.....	Grothe pass to Bogan (USF)	22.....	Young pass to Babbaro (VILL)
33.....	Marshall kickoff return (MAR)	21/TD.....	Brown run (UConn)
31.....	Frey kickoff return (UConn)	21.....	Yates pass to Nicks (UNC)
31.....	Marshall kickoff return (MAR)	21.....	Wright 21 kickoff return (PITT)
28.....	Stull pass to Byham (PITT)	21.....	Cantwell pass to Chichester (LOU)
28.....	Suter kickoff return (SYR)	21.....	Teel pass to Britt (RUT)
28.....	Britt pass to Robinson (RUT)	21.....	Campbell kickoff return (RUT)
28.....	Smith kickoff return (COLO)	21.....	Teel pass to Britt (RUT)
26/FG.....	Shadle field goal (SYR)	21.....	Young pass to Harvey (VILL)
26.....	Cantwell pass to Burns (LOU)	20.....	Grothe pass to Hester (USF)
26.....	Campbell kickoff return (RUT)	20.....	Wright kickoff return (PITT)
26.....	Pickney pass to Lee (ECU)	20.....	Frey kickoff return (UConn)
		20.....	Parkhurst kickoff return (MAR)



# Career Starts By Position



## 2008 Offense Game-By-Game Starters

Game	WR	WR	WR	WR	TE	TE	RT	RG	C	LG	LT	FB	TB	TB	QB
Villanova	Gonzales	--	Sanders	Arnett	--	--	Capers	Figner	Dent	Isdaner	Stancheck	Johnson	Devine	--	White
at East Carolina	Gonzales	Jalloh	--	Arnett	--	Johnson	Capers	Figner	Dent	Isdaner	Stancheck	--	Devine	--	White
at Colorado	Gonzales	--	Johnson	Arnett	--	Urban	Capers	Figner	Dent	Isdaner	Stancheck	Johnson	Devine	--	White
Marshall	Gonzales	--	Sanders	Arnett	--	--	Capers	Figner	Dent	Isdaner	Stancheck	Johnson	Devine	--	White
Rutgers	Lyons	Jalloh	Sanders	Arnett	--	--	Capers	Figner	Dent	Isdaner	Stancheck	--	Devine	--	White
Syracuse	Lyons	Jalloh	Sanders	Arnett	--	--	Capers	Figner	Dent	Isdaner	Stancheck	--	Devine	--	Brown
Auburn	Lyons	Jalloh	Sanders	Arnett	--	--	Capers	Figner	Dent	Isdaner	Stancheck	--	Devine	--	White
at Connecticut	Lyons	--	Sanders	Arnett	--	--	Capers	Figner	Dent	Isdaner	Stancheck	Johnson	Devine	--	White
Cincinnati	Lyons	Jalloh	Sanders	Arnett	--	--	Capers	Figner	Jobe	Isdaner	Stancheck	--	Devine	--	White
at Louisville	Starks	--	Sanders	Arnett	--	Urban	Capers	Figner	Jobe	Barclay	Stancheck	--	Devine	--	White
at Pitt	--	--	Sanders	Arnett	Morrone	Urban	Capers	Figner	Jobe	Isdaner	Stancheck	--	Devine	--	White
USF	Gonzales	Jalloh	Sanders	Arnett	--	Urban	Capers	Figner	Jobe	Isdaner	Stancheck	--	--	--	White
UNC	Starks	Jalloh	Sanders	Arnett	--	--	Capers	Figner	Jobe	Isdaner	Stancheck	--	Devine	--	White

## 2008 Defense Game-By-Game Starters

Game	DE	NT	DT	Sam	Mike	Will	CB	SS	FS	BS	CB
Villanova	Cooper	Neild	Berry	Ivy	Lazear	Thomas	Richardson	Allen	Smith	Andrews	Lankster
at East Carolina	Liebig	Neild	Berry	Holmes	Ivy	Thomas	Richardson	Glover	Smith	Andrews	Lankster
at Colorado	Liebig	Neild	Berry	Ivy	Williams	Thomas	Richardson	Glover	Smith	Andrews	Lankster
Marshall	Slavonic	Neild	Berry	Ivy	Williams	Thomas	Hogan	Glover	Sands	Andrews	Lankster
Rutgers	Slavonic	Neild	Berry	Ivy	Leonard	Thomas	Hogan	Glover	Sands	Andrews	Lankster
Syracuse	Slavonic	Neild	Berry	Ivy	Leonard	Thomas	Hogan	Glover	Sands	Andrews	Lankster
Auburn	Slavonic	Neild	Berry	Ivy	Leonard	Thomas	Hogan	Glover	Sands	Andrews	Lankster
at Connecticut	Slavonic	Neild	Berry	Ivy	Leonard	Thomas	Hogan	Glover	Sands	Andrews	Lankster
Cincinnati	Slavonic	Neild	Berry	Ivy	Leonard	Thomas	Hogan	Glover	Sands	Andrews	Lankster
at Louisville	Slavonic	Liebig	Berry	Ivy	Leonard	Thomas	Hogan	Glover	Sands	Andrews	Lankster
at Pitt	Miller	Neild	Berry	Ivy	Goode	Thomas	Hogan	Glover	Sands	Andrews	Lankster
USF	Miller	Neild	Berry	Ivy	Lazear	Thomas	Hogan	Glover	Smith	Andrews	Lankster
UNC	Slavonic	Neild	Berry	Ivy	Lazear	Thomas	Tandy	Sowers	Sands	Andrews	Lankster





**Career Single-Game Bests**

**Rushing Yards**

Maxwell Anderson	9 vs. E. Washington '06
Jarrett Brown	82 vs. East Carolina '07
Eddie Davis	65 vs. E. Washington '06
Noel Devine	207 vs. Auburn '08
Sam Morrone	12 vs. E. Washington '06
Mark Rogers	42 vs. Marshall '08
Jock Sanders	58 vs. Connecticut '07
Nate Sowers	15 vs. E. Washington '06
Pat White	247 vs. Syracuse '06

**Rushing Attempts**

Maxwell Anderson	2 vs. E. Washington '06
Jarrett Brown	17 vs. Rutgers '06
Eddie Davis	15 vs. E. Washington '06
Noel Devine	26 vs. Colorado '08
Sam Morrone	2 vs. E. Washington '06
Mark Rogers	6 vs. Marshall '08
Jock Sanders	7 vs. Colorado '08, UConn '08
Nate Sowers	2 vs. E. Washington '06
Pat White	27 Cincinnati '07

**Completions**

Jarrett Brown	14 vs. Rutgers '06, Syracuse '08
Pat White	26 vs. North Carolina '08

**Pass Attempts**

Jarrett Brown	29 vs. Rutgers '06
Nate Sowers	1 vs. E. Washington '06
Pat White	38 vs. Cincinnati '08

**Passing Yards**

Jarrett Brown	244 vs. Rutgers '06
Pat White	332 vs. North Carolina '08

**Receptions**

Maxwell Anderson	1 vs. Marshall '06
Alic Arnett	7 vs. North Carolina '08
Carmen Connelly	1 vs. E. Washington '06
Eddie Davis	1 vs. WMU '07
Noel Devine	6 vs. three teams latest Cincy '08
Tito Gonzales	2 vs. five teams latest ECU '08
Brandon Hogan	6 vs. East Carolina '07
Dorrell Jalloh	5 vs. USF '07, UConn '08, UNC '08
Will Johnson	3 vs. Villanova '08
Ricky Kovatch	1 vs. Pitt '08
Wes Lyons	4 vs. Rutgers '08
Jock Sanders	8 vs. Villanova, Marshall '08
Nate Sowers	1 vs. Syracuse '06
Bradley Starks	4 vs. Pitt '08, North Carolina '98
Tyler Urban	2 vs. North Carolina '08

**Receiving Yards**

Maxwell Anderson	5 vs. Marshall '06
Alic Arnett	93 vs. North Carolina '08
Carmen Connelly	3 vs. E. Washington '06
Eddie Davis	2 vs. WMU '07
Noel Devine	48 vs. Cincinnati '08
Tito Gonzales	79 vs. Oklahoma '07

Brandon Hogan	44 vs. East Carolina '07
Dorrell Jalloh	92 vs. Rutgers '06
Will Johnson	22 vs. Villanova '08
Ricky Kovatch	19 vs. Pitt '08
Wes Lyons	48 vs. USF '07
Jock Sanders	70 vs. North Carolina '08
Nate Sowers	6 vs. Syracuse '06
Bradley Starks	61 vs. North Carolina '08
Tyler Urban	42 vs. North Carolina '08

**Tackles**

Boogie Allen	9 vs. Villanova '08
Quinton Andrews	15 vs. Colorado '08
Scooter Berry	6 vs. Louisville '07
Zac Cooper	5 vs. Villanova '08
Guesly Dervil	5 vs. Cincinnati '06
Larry Ford	1 vs. six teams latest Cincy '08
Sidney Glover	10 vs. Colorado '08
Najee Goode	4 vs. Villanova '08
Ovid Goulbourne	6 vs. Colorado '08, Lville '08
Tripp Hale	5 vs. Connecticut '07
Brandon Hogan	9 vs. Cincinnati '08, USF '08
John Holmes	9 vs. Rutgers '06, ECU '08
Mortty Ivy	11 vs. UConn '07, Colorado '08
Pat Lazear	9 vs. USF '08
Ellis Lankster	12 vs. UConn '08
Anthony Leonard	16 vs. Auburn '08
Jim Lewis	2 vs. Villanova '08, Colorado '08
Pat Liebig	4 vs. Louisville '05, Pitt '05, ECU '08
Thor Merrow	3 vs. Marshall '07, ECU '07
Julian Miller	4 vs. Pitt '08
Chris Neild	8 vs. Auburn '08
Kent Richardson	8 vs. ECU '08
Robert Sands	5 vs. UConn '08
Archie Sims	3 vs. WMU '07, UConn '08
Doug Slavonic	4 vs. 3 teams latest Auburn '08
Eain Smith	6 vs. ECU '08
Courtney Stuart	2 vs. Pitt '08
Nate Sowers	5 vs. Villanova '08, UNC '08
Keith Tandy	3 vs. North Carolina '08
J.T. Thomas	11 vs. Cincinnati '08
Reed Williams	15 vs. Marshall '07

**West Virginia Bests**

Rushing Yards	569 vs. W. & Lee 1923
Passing Yards	452 vs. Missouri 1998
Total Yards	674 vs. Washington & Lee 1923
First Downs	36 vs. Washington & Lee 1923
Low Rushing Yards Allowed	30 vs. UF 1981
Low Passing Yards Allowed	0 vs. Pitt 1981
Low Total Yards Allowed	14 vs. UMD 1919
Fewest 1st Downs All.	0 vs. Maryland 1919
Longest TD run	96 vs. N. Ill. '86
Longest Non-TD Run	79 vs. Louisville '08
Longest TD Reception	96 vs. Penn State '73
Longest Non-TD Reception	84 vs. Miami '03
Points (Game)	92 vs. Marshall 1916
Victory Margin	89 vs. Geneva 1951

**West Virginia Bests - 2000 Decade**

Rushing Yards	536 vs. East Carolina '02
Passing Yards	343 vs. Pitt '00
Total Yards	641 vs. Pitt '06
Total First Downs	32 vs. E. Washington '06
First Downs Rushing	22 vs. East Carolina '02
First Downs Passing	15 vs. Maryland '01
Low Rushing Yards All.	1 vs. Pitt '06
Low Passing Yards All.	27 vs. Rutgers '01
Low Total Yards Allowed	90 vs. Rutgers '02
Fewest First Downs All.	6 vs. Rutgers '02
Fewest 1st Downs Rushing All.	1, Pitt, '03
Fewest 1st Downs Passing All.	1 vs. Rutgers '01
Longest TD run	92 vs. Syracuse '08
Longest Non-TD Run	79 vs. Louisville '08
Longest TD Reception	93 vs. Va. Tech '03
Longest Non-TD Reception	84 vs. Miami '03
Points (Game)	80 vs. Rutgers '01
Points (Half)	59 vs. Rutgers '01 (First)
Points (Qtr)	31 vs. Rutgers '01 (Second)
Victory Margin	73 vs. Rutgers '01

**West Virginia Bests - Stewart Era**

Rushing Yards	376 vs. Louisville '08
Passing Yards	332 vs. North Carolina '08
Total Yards	525 vs. Oklahoma '07
Total First Downs	26 vs. Marshall '08
First Downs Rushing	16 vs. Marshall '08
First Downs Passing	13 vs. North Carolina '08
Low Rushing Allowed	39 vs. Marshall '08
Low Passing Yards Allowed	119 vs. Marshall '08
Low Total Yards Allowed	158 vs. Marshall '08
Fewest 1st Downs Allowed	12 vs. Cincinnati '08
Fewest 1st Downs Rushing All.	7 vs. UNC '08
Fewest 1st Downs Passing All.	5 vs. Marshall '08
Longest TD run	92 vs. Syracuse '08
Longest Non-TD Run	79 vs. Louisville '08
Longest TD Reception	79 vs. Oklahoma '07
Longest Non-TD Reception	52 vs. Louisville '08
Points (Game)	48 vs. Okla. '07, Villanova '08
Points (Half)	28 vs. Oklahoma '07 (Second), 28 vs. UConn '08 (Second)
Points (Qtr)	28 vs. Louisville '08 (Second), 21 vs. UConn '08 (Third), 21 vs. Louisville '08 (Third)
Victory Margin	21 vs. North Carolina '08 (First), 27 vs. Villanova '08



Mortty Ivy

**2008 Single-Game Bests**

**Rushing Yards**

Jarrett Brown	78 vs. Marshall
Noel Devine	207 vs. Auburn
Mark Rodgers	42 vs. Marshall
Jock Sanders	45 vs. UConn
Pat White	200 vs. Louisville

**Rushing Attempts**

Jarrett Brown	14 vs. Rutgers
Noel Devine	26 vs. Colorado
Mark Rodgers	6 vs. Marshall
Jock Sanders	7 vs. Colorado, UConn
Pat White	21 vs. UConn, Louisville, UNC

**Completions**

Jarrett Brown	14 vs. Syracuse
Pat White	26 vs. North Carolina

**Pass Attempts**

Jarrett Brown	20 vs. Syracuse
Pat White	38 vs. Cincinnati

**Passing Yards**

Jarrett Brown	52 vs. Syracuse
Pat White	332 vs. North Carolina

**Receptions**

Alic Arnett	7 vs. North Carolina
Noel Devine	6 vs. Villanova, Syracuse, Cincinnati
Tito Gonzales	2 vs. ECU
Dorrell Jalloh	5 vs. UConn, North Carolina
Will Johnson	3 vs. Villanova
Ricky Kovatch	1 vs. Pitt
Wes Lyons	4 vs. Rutgers
Mark Rodgers	1 vs. Villanova
Jock Sanders	8 vs. Villanova, Marshall
Bradley Starks	4 vs. Pitt, North Carolina
Tyler Urban	2 vs. North Carolina

**Receiving Yards**

Alic Arnett	93 vs. North Carolina
Noel Devine	48 vs. Cincinnati
Tito Gonzales	22 vs. USF
Dorrell Jalloh	73 vs. UConn
Will Johnson	22 vs. Villanova
Ricky Kovatch	19 vs. Pitt
Wes Lyons	44 vs. Rutgers
Jock Sanders	70 vs. North Carolina
Bradley Starks	61 vs. North Carolina
Tyler Urban	42 vs. North Carolina

**Tackles**

Boogie Allen	9 vs. Villanova
Quinton Andrews	15 vs. Colorado
Scooter Berry	5 vs. Rutgers
Zac Cooper	5 vs. Villanova
Guesly Dervil	2 vs. Villanova, Rutgers
Larry Ford	1 vs. six teams latest Cincy
Najee Goode	4 vs. Villanova
Ovid Goulbourne	6 vs. Colorado, Louisville
Sidney Glover	10 vs. Colorado
Trippe Hale	2 vs. Marshall, Syracuse, Cincinnati
John Holmes	9 vs. ECU
Brandon Hogan	9 vs. Cincinnati, USF
Mortty Ivy	11 vs. Colorado
Pat Lazear	9 vs. USF
Ellis Lankster	12 vs. UConn
Anthony Leonard	16 vs. Auburn
Jim Lewis	2 vs. Villanova, Colorado
Pat Liebig	4 vs. ECU
Thor Merrow	1 vs. Villanova, Marshall
Julian Miller	4 vs. Pitt
Chris Neild	8 vs. Auburn
Kent Richardson	8 vs. ECU
Robert Sands	5 vs. UConn
Archie Sims	3 vs. UConn
Doug Slavonic	4 vs. Marshall, Syracuse, Auburn
Eain Smith	6 vs. ECU
Nate Sowers	5 vs. Villanova, North Carolina
Courtney Stuart	2 vs. Pitt
Keith Tandy	3 vs. North Carolina
J.T. Thomas	11 vs. Cincinnati
Reed Williams	11 vs. Marshall



Tito Gonzales



# Current Mountaineers in the Record Book

## Career 200-Yard Rushing Games

1. **Pat White, 2005-08**..... 4
2. Steve Slaton, 2005-07..... 3  
Amos Zereoue, 1996-98..... 3
4. Avon Cobourne, 2000-03..... 2
5. Ten different players..... 1

## Career 100-Yard Rushing Games

1. Avon Cobourne, 2000-03..... 28
2. Amos Zereoue, 1996-98..... 21  
Steve Slaton, 2005-07..... 21
4. **Pat White, 2005-08**..... 18
5. Arthur Owens, 1972-75..... 13

## Career QB Rushing Yards

1. **Pat White/2005-08** ..... 684/4,480
2. Major Harris/1987-89..... 432/2,161
3. Rasheed Marshall/2001-02..... 491/2,040
4. Fred Wyant/1952-55..... 303/793
5. Darren Studstill/1990-93..... 185/610

## Single Season QB Rushing Yards

1. **Pat White/2007**..... 197/1,335
2. **Pat White/2006**..... 165/1,219
5. **Pat White/2008**..... 191/974
4. **Pat White/2005**..... 131/952
5. Major Harris/1989..... 155/936

## Career Extra Points Made

1. **Pat McAfee, 2005-08**..... 210
2. Jay Taylor, 1996-99..... 151
3. Charlie Baumann, 1985-88..... 135
4. Paul Woodside, 1981-84..... 101
5. Frank Nester, 1971-73..... 95

## Career Extra Points Attempted

1. **Pat McAfee, 2005-08**..... 212
2. Jay Taylor/1996-99..... 155
3. Charlie Baumann/1985-88..... 138
4. Paul Woodside/1981-84..... 103
5. Frank Nester/1971-73..... 101

## Career Kick Scoring

1. **Pat McAfee/2005-08** ..... 384
2. Paul Woodside/1981-84..... 323
3. Jay Taylor/1996-99..... 310
4. Charlie Baumann/1985-88..... 291
5. Frank Nester/1971-73..... 170

## Career Punt Average (min. 70 punts)

1. Todd Sauerbrun (1991-94)..... 46.22
2. **Pat McAfee (2005-08)** ..... 43.70
3. Greg Hertzog (1988-90)..... 43.28
4. Lance Carion (1986-88)..... 40.96
5. Steve Superick (1982-85)..... 40.95



Anthony Leonard

## Career BIG EAST TD Responsible For

1. **Pat White, WVU (2005-08)**..... 103
2. Donovan McNabb, Syracuse (1995-98)..... 96
3. Ken Dorsey, Miami (1999-02)..... 88
4. Tyler Palko, Pitt (2002-06)..... 78
5. Rod Rutherford, Pitt (2000-03)..... 74

## BIG EAST Career QB Rushing

1. **Pat White, WVU, 2005-08**..... 4,480
2. Rasheed Marshall, WVU, 2001-04..... 2,040
3. Donovan McNabb, SU, 1995-98..... 1,561
4. Walter Washington, Temple, 2003-04..... 1,468
5. Michael Vick, Virginia Tech, 1999-00..... 1,197

## BIG EAST Single Game QB Rushing

1. **Pat White, WVU vs. Syracuse, 2006** ..... 247
2. **Pat White, WVU vs. Pitt, 2005**..... 220
3. **Pat White, WVU vs. Pitt, 2006**..... 220
4. Michael Vick, Va. Tech vs. BC, 2000..... 210
5. **Pat White, WVU vs. Louisville, 2008** ..... 200
6. **Pat White, WVU vs. UConn, 2007** ..... 186

## Scoring

1. **Pat McAfee/2005-08** ..... 384
2. Steve Slaton/2005-07..... 330
3. Paul Woodside/1981-84..... 323
4. Ira Errett Rodgers/1915-19..... 313
5. Jay Taylor/1996-99..... 310

## WVU Single Game Rushing

1. Kay-Jay Harris vs. E. Carolina, 2004..... 337
2. Kerry Marbury, vs. Temple, 1971..... 291
3. Avon Cobourne, vs. E. Carolina, 2002..... 260
4. **Pat White vs. Syracuse, 2006** ..... 247
5. Amos Zereoue vs. Notre Dame, 1997..... 234
6. Amos Zereoue vs. Rutgers, 1998..... 228

## WVU Career Rushing Yards

1. Avon Cobourne/1999-2002..... 1,050/5,164
2. **Pat White/2005-08**..... 684/4,480
3. Amos Zereoue/1996-98..... 786/4,086
4. Steve Slaton, 2005-07..... 664/3,923

## WVU Career Rushing TDs

1. Steve Slaton/2005-07..... 50
2. **Pat White/2005-08** ..... 47
3. Ira Errett Rodgers/1915-19..... 42  
Avon Cobourne/1999-2002..... 42

## Career Scoring (Non-Kickers)

1. Steve Slaton, 2005-07..... 330
2. Ira Errett Rodgers, 1915-19..... 313
3. **Pat White, 2005-08**..... 284
4. Amos Zereoue, 1996-98..... 252
5. Avon Cobourne, 1999-02..... 252

## Rushing Yards - Two Consec. Gms.

1. A. Cobourne vs. UC (193), ECU (260), 2002..... 453
2. A. Zereoue vs. SU (189), RU (228), 1998..... 417
3. S. Slaton vs. UGA (204), MU (203)..... 407
4. **P. White vs. Pitt (220), USF (129), 2005**..... 397
5. **N. Devine vs. SU (188), Aub. (207), 2008** 395

## Career Completion Percentage

(min. 100 att.)

1. **Jarrett Brown, 2006-08**..... 648
- Pat White, 2005-08**..... 648
3. Marc Bulger/1996-99..... 616

## Career BIG EAST Scoring

(Kickers Only)

1. Jeremy Ito (Rutgers)/2004-07..... 400
2. **Pat McAfee (WVU)/2005-08** ..... 384
3. Shayne Graham (Va. Tech)/1996-99..... 371
4. Nate Trout (Syracuse)/1996-99..... 334



# Current Mountaineers In the Record Book

## 300-YD Total Offense Games

1. **424 ...Pat White**.....Pitt..... **2006**  
424.....Marc Bulger .....Missouri .....1998
3. 407.....Mike Sherwood .....Pitt .....1968
4. 394.....Marc Bulger .....Pitt .....1998
5. **387 ...Pat White**.....UNC..... **2009**
6. 372.....Major Harris.....BC .....1988
7. 370.....Chad Johnston .....Pitt .....1994
8. 354.....Oliver Luck .....Syracuse .....1981
9. 352.....Chad Johnston .....Purdue .....1995
10. 351.....Marc Bulger .....Miami.....1999

## Career Total Offense

1. **Pat White/2005-08** ..... **1,467/10,529**
2. Marc Bulger/ 1996-99 .....1,100/7,827
3. Rasheed Marshall/2001-04 .....1,286/7,598
4. Major Harris/1987-89 .....1,018/7,344
5. Oliver Luck/1978-81 .....1,278/6,282

## Career TD Passes

1. Marc Bulger/1996-99 ..... 59
2. **Pat White/2005-08** ..... **56**
3. Rasheed Marshall/2001-04 ..... 45
4. Oliver Luck/1978-81 ..... 43
5. Chad Johnston/1993-96 ..... 43

## Career All-Purpose

1. Avon Cobourne/1999-2002..... 5,623
2. Steve Slaton/2005-07..... 4,775
3. Amos Zereoue/1996-98..... 4,628
4. **Pat White/2005-08** ..... **4,480**
5. Arthur Owens/1972-75 ..... 3,971
6. Rahsaan Vanterpool/1993-96 ..... 3,850
7. Robert Alexander/1977-80 ..... 3,575
8. Willie Drewery/1981-84 ..... 3,508
9. Robert Gresham/1968-70 ..... 3,222

## BIG EAST Career Touchdowns

1. Lee Suggs, Virginia Tech (1999-02) ..... 56
2. Steve Slaton, WVU (2005-07) ..... 55
3. Ray Rice, Rutgers (2005-07) ..... 50
4. **Pat White (2005-08)** ..... **47**
5. Walter Reyes, Syracuse (2001-04) ..... 46
6. Brian Leonard, Rutgers (2003-06) ..... 45
7. Avon Cobourne, WVU (1999-02) ..... 42
8. William Green, BC (1999-01) ..... 39  
Amos Zereoue, WVU (1996-98) ..... 39
10. Kevin Jones, Virginia Tech (2001-03) ..... 35  
Edgerin James, Miami (1996-98) ..... 35

## Career Passing Efficiency

1. Jake Kelchner/1992-93 ..... 148.42
2. **Pat White/2005-08** ..... **147.37**
3. Major Harris/1987-89 ..... 143.31
4. Marc Bulger/1996-99 ..... 140.93
5. Mike Sherwood/1968-70 ..... 131.61



## Interception Avoidance

(min. 100 att.) 2.

1. Jeff Hostetler/1982-83 ..... 0279
2. **Pat White/2005-08** ..... **0293**
3. Kevin White/1981-84 ..... 0296
4. Jake Kelchner/1992-93 ..... 0307
5. Marc Bulger/1996-99 ..... 0332

## WVU Single Season Pass Efficiency

(min. 50 att.)

1. Jake Kelchner/1993 ..... 164.01
2. **Pat White/2006** ..... **159.73**
3. Major Harris/1988 ..... 159.17
4. Marc Bulger/1998 ..... 157.35
5. **Pat White/2007** ..... **151.40**

## TD Responsible For

1. **Pat White/2005-08** ..... **103**
2. Rasheed Marshall/2001-04 ..... 69
3. Ira Errett Rodgers/1915-19 ..... 66
4. Major Harris/1987-89 ..... 59  
Marc Bulger/1996-99 ..... 59

## WVU Career Passing Yards

1. Marc Bulger/1996-99 ..... 8,153
2. **Pat White/2005-08** ..... **6,049**
3. Chad Johnston/1993-96 ..... 5,954
4. Oliver Luck/1978-81 ..... 5,765
5. Rasheed Marshall/2001-04 ..... 5,558
6. Major Harris/1987-89 ..... 5,173
7. Dan Kendra/1974-77 ..... 4,781
8. Bernie Galiffa/1970-72 ..... 4,426
9. Mike Sherwood/1968-70 ..... 4,321
10. Jeff Hostetler/1982-83 ..... 4,261

## WVU Career Completions

1. Marc Bulger/1996-99 ..... 630
2. **Pat White/2005-08** ..... **507**
3. Oliver Luck/1978-81 ..... 466
4. Rasheed Marshall/2001-04 ..... 433
5. Chad Johnston/1993-96 ..... 428

## BIG EAST Career Total Offense

1. **Pat White (WVU), 2005-08** ..... **10,529**
2. Donovan McNabb (Syracuse), 1995-98 ..... 9,950
3. Brian Brohm (Louisville), 2005-07 ..... 9,919
4. Ken Dorsey (Miami), 1999-02 ..... 9,486
5. Ryan Hart (Rutgers), 2002-05 ..... 8,149
6. Rod Rutherford (Pitt), 2000-03 ..... 7,604
7. Glenn Foley (BC), 1991-93 ..... 7,599
8. Henry Burris (Temple), 1993-96 ..... 7,470
9. Marc Bulger (WVU), 1996-99 ..... 7,078
10. Marvin Graves (Syracuse), 1991-93 ..... 6,889

## Field Goals Made

1. Paul Woodside/1981-84 ..... 74
2. **Pat McAfee/2005-08** ..... **58**
3. Jay Taylor/1996-99 ..... 53
4. Charlie Baumann/1985-88 ..... 52
5. Bill McKenzie/1974-77 ..... 25


## Field Goals Attempted

1. Paul Woodside/1981-84 ..... 93
2. **Pat McAfee/2005-08** ..... **79**
3. Jay Taylor/1996-99 ..... 72
4. Charlie Baumann/1985-88 ..... 70
5. Bill McKenzie/1974-77 ..... 43

# The Last Time ...

## By The Mountaineers ...

**30 Rushing Attempts:** 33 by Steve Slaton vs. Marshall/Sept. 2, 2006  
**40 Rushing Attempts:** 40 by Quincy Wilson vs. Rutgers/Oct. 11, 2003  
**200 Rushing Yards:** 200 by Pat White at Louisville/Nov. 22, 2008  
**75-Yard Run (no touchdown):** 79 by Noel Devine at Louisville/Nov. 22, 2008  
**75-Yard Touchdown Run:** 92 by Noel Devine vs. Syracuse/Oct. 11, 2008  
**50-Yard Run (no touchdown):** 79 by Noel Devine at Louisville/Nov. 22, 2008  
**50-Yard Touchdown Run:** 54 by Pat White at Pitt/Nov. 28, 2008  
**3 Rushing Touchdowns:** 3 by Pat White at Louisville/Nov. 22, 2008  
**Double 100-Yard Rushers:** by Pat White (200) and Noel Devine (154) at Louisville/Nov. 22, 2008  
**Double 200-Yard Rushers:** by Pat White (220) and Steve Slaton (215) at Pitt/Nov. 16, 2006  
**30 Pass Completions:** 31 by Brad Lewis at Maryland/Sept. 29, 2001  
**20 Pass Completions:** 26 by Pat White vs. North Carolina/Dec. 27, 2008  
**15 Pass Completions:** 26 by Pat White vs. North Carolina/Dec. 27, 2008  
**35 Pass Attempts:** 38 by Pat White vs. Cincinnati/Nov. 8, 2008  
**30 Pass Attempts:** 32 by Pat White vs. North Carolina/Dec. 27, 2008  
**3 Touchdown Passes:** 3 by Pat White vs. North Carolina/Dec. 27, 2008  
**5 or more Touchdown Passes:** 5 by Pat White vs. Villanova, Aug. 30, 2008  
**300 Yards Passing:** 332 by Pat White vs. North Carolina/Dec. 27, 2008  
**400 Yards Passing:** 429 by Marc Bulger vs. Missouri/Dec. 26, 1998  
**100 Yards Rushing and Passing:** by Pat White (200/122) at Louisville/Nov. 22, 2008  
**200 Yards Rushing and Passing:** by Pat White (220/204) at Pitt/Nov. 16, 2006  
**100 Yards Rushing and Receiving:** by Steve Slaton (215/130) at Pitt/Nov. 16, 2006  
**300 Yards Total Offense:** 387 by Pat White vs. North Carolina/Dec. 27, 2008  
**400 Yards Total Offense:** 424 by Pat White at Pitt/Nov. 16, 2006  
**10 Receptions:** 10 by Antonio Brown at Maryland/Sept. 29, 2001  
**2 Touchdown Receptions:** 2 by Alric Arnett vs. North Carolina/Dec. 27, 2008  
**Double 100-Yard Receivers:** Shawn Foreman (115) and Khori Ivy (113) at Pitt/Nov. 27, 1998  
**100 Yards Receiving:** 134 by Darius Reynaud at Marshall/Sept. 8, 2007  
**150 Yards Receiving:** 209 by Chris Henry at Syracuse/Nov. 22, 2003  
**200 Yards Receiving:** 209 by Chris Henry at Syracuse/Nov. 22, 2003  
**75-Yard Touchdown Reception:** 79 by Tito Gonzales from Pat White vs. Oklahoma/Jan. 2, 2008  
**50-Yard Touchdown Reception:** 52 by Alric Arnett at Louisville/Nov. 22, 2008  
**50-Yard Reception (no touchdown):** 50 by Brandon Myles from Pat White vs. Connecticut/Nov. 2, 2005  
**Rushing and Receiving Touchdown:** by Jock Sanders at UConn/Nov. 1, 2008  
**2 Rushing and 2 Receiving Touchdowns:** by Steve Slaton at Pitt/Nov. 16, 2006  
**Kickoff Return For Touchdown:** 96 yards by Darius Reynaud vs. Maryland/Sept. 14, 2006  
**Punt Return For Touchdown:** 50 yards by Vaughn Rivers at Mississippi State/Oct. 7, 2006  
**Punt Blocked and Returned For Touchdown:** 1 yard by Thandi Smith (blocked, picked up and returned at Rutgers/Oct. 8, 2005  
**Punt Blocked:** by J.T. Thomas vs. Villanova/Aug. 30, 2008  
**Punt Blocked For Touchdown:** Blocked by Jerry White and recovered by Joe Hunter vs. UCF/Nov. 1, 2003  
**Interception Return For Touchdown:** 29 yards by Mortty Ivy vs. Villanova/Aug. 30, 2008  
**Interception Return For Touchdown by a Defensive Lineman:** 19 yards by Keilen Dykes at Syracuse/Oct. 6, 2007  
**Two Interceptions Returned For Touchdown:** by Shawn Hackett (41) and Grant Wiley (22) vs. Boston College/ Sept. 2, 2000  
**50-Yard Field Goal:** 52 yards by Pat McAfee vs. Cincinnati/Nov. 8, 2008  
**Field Goal Blocked:** by Mike Lorello vs. Syracuse/Oct. 21, 2004  
**Intercepted Fumble Returned For Touchdown:** no instance yet found  
**Fumble Recovered/Returned For Touchdown:** 44 yards by Eric Wicks vs. Louisville/Nov. 8, 2007  
**Fumble Recovered For Touchdown:** 0 yards by Reed Williams vs. Connecticut/Nov. 24, 2007  
**Two-Point Conversion By Rush:** Pat White vs. Cincinnati/Nov. 8, 2008  
**Two-Point Conversion By Pass:** Dorrell Jalloh from Jarrett Brown vs. Rutgers/Dec. 2, 2006  
**Defensive Extra Point:** Matt Taffoni interception return at Pitt/Oct. 15, 1994  
**Extra Point Blocked:** by Rick Sherrod at Maryland/Sept. 29, 2001  
**Punt Blocked For Safety:** by Phil Braxton at Temple/Sept. 29, 2000  
**Team Gained 300 Yards Rushing:** 376 at Louisville/Nov. 22, 2008  
**Team Gained 400 Yards Rushing:** 437 at Pitt/Nov. 16, 2006  
**Team Gained 500 Yards Rushing:** 517 vs. Connecticut/Nov. 24, 2007  
**Team Failed To Gain 100 Yards Rushing:** 33 vs. Virginia Tech/Oct. 6, 2001  
**Team Failed To Gain 50 Yards Rushing:** 33 vs. Virginia Tech/Oct. 6, 2001  
**Team Gained 300 Yards Passing:** 332 vs. North Carolina/Dec. 27, 2008  
**Team Gained 400 Yards Passing:** 452 vs. Missouri/Dec. 26, 1998  
**Team Failed To Gain 100 Yards Passing:** 98 vs. Cincinnati/Nov. 8, 2008  
**Team Gained 500 Yards Total Offense:** 525 vs. Oklahoma/Jan. 2, 2008  
**Team Gained 600 Yards Total Offense:** 624 against Connecticut/Nov. 24, 2007  
**Team Failed To Gain 200 Yards Total Offense:** 183 vs. Pitt/Dec. 1, 2007  
**Team Failed To Get A First Down:** no instance yet found  
**Team Failed To Get A Rushing First Down:** vs. Texas Western/Nov. 25, 1950  
**Team Failed To Get A Passing First Down:** vs. South Carolina/Dec. 30, 1969  
**Team Had Six Turnovers:** three interceptions, three fumbles at USF/Sept. 28, 2007  
**Successful Fake Punt:** 18-yard run by Zac Cooper vs. Rutgers/Oct. 4, 2008



Jarrett Brown



Ryan Stanchek




## West Virginia University • 2008 Final Season Notes • MSNsportsNET.Com

**Scored 60+ Points:** 66 vs. Connecticut/Nov. 24, 2007  
**Scored 50+ Points:** 55 at Syracuse/Oct. 6, 2007  
**Scored 40+ Points:** 48 vs. Villanova/Aug. 30, 2008  
**Scored 30+ Points:** 31 vs. North Carolina/Dec. 27, 2008  
**Shutout Recorded:** 38-0 at Cincinnati/Nov. 9, 2005  
**Safety Scored:** when Cincinnati QB Tony Pike took knee in end zone/Nov. 8, 2008  
**Two Safeties Scored:** at Syracuse/Sept. 25, 2000  
**Played An Overtime Game:** 26-23/L-1OT against Cincinnati/Nov. 8, 2008  
**Won Game Without An Offensive TD:** at Syracuse/Sept. 5, 2005

### *Versus West Virginia ...*

**30 Rushing Attempts:** 33 by LeSean McCoy of Pitt/Nov 28, 2008  
**200 Rushing Yards:** 204 by William Green of Boston College/Sept. 1, 2001  
**75-Yard Run:** 84 by Joshua Cribbs of Kent St/Sept. 22, 2001  
**50-Yard Touchdown Run:** 52 by Thomas Brown of Georgia/January 2, 2006  
**3 Rushing Touchdowns:** 4 by Michael Bush of Louisville/Oct. 15, 2005  
**2 Players Rushing for 100 Yards:** by Leon Washington (195) and Lorenzo Booker (101) of Florida State/January 1, 2005  
**20 Pass Completions:** 27 by Hunter Cantwell of Louisville/Nov. 22, 2008  
**30 Pass Completions:** 31 by Brian Brohm of Louisville/Oct. 15, 2005  
**40 Pass Attempts:** 47 by Hunter Cantwell of Louisville/Nov. 22, 2008  
**3 Touchdown Passes:** 3 by Taylor Bennett of Georgia Tech/January 1, 2007  
**300 Yards Passing:** 323 by Ben Mauk of Cincinnati/Nov. 17, 2007  
**400 Yards Passing:** 419 by Rod Rutherford of Pitt/Nov. 15, 2003  
**100 Yards Rushing & Passing:** by Walter Washington (117/206) of Temple/Nov. 6, 2004  
**300 Yards Total Offense:** 375 by Ben Mauk of Cincinnati/Nov. 17, 2007  
**10 Receptions:** 12 by Kenny Britt of Rutgers/Oct. 4, 2008  
**2 Touchdown Receptions:** 3 by Hakeem Nicks of North Carolina/Dec. 27, 2008  
**3 Touchdown Receptions:** 3 by Hakeem Nicks of North Carolina/Dec. 27, 2008  
**100 Yards Receiving:** 217 by Hakeem Nicks of North Carolina/Dec. 27, 2008  
**150 Yards Receiving:** 217 by Hakeem Nicks of North Carolina/Dec. 27, 2008  
**200-Yards Receiving:** 217 by Hakeem Nicks of North Carolina/Dec. 27, 2008  
**Double 100-Yard Receivers:** Harry Douglas (116) and Mario Urrutia (113) of Louisville /Nov. 2, 2006  
**50-Yard Reception (no touchdown):** 66 by Phil Goodman from Walter Washington of Temple/Nov. 6, 2004  
**50-Yard Touchdown Reception:** 66 by Hakeem Nicks from T.J. Yates of North Carolina. /Dec. 27, 2008  
**75-Yard Touchdown Reception:** 75 by Johnnie Morant from R.J. Anderson of Syracuse /Nov. 22, 2003  
**Rushing and Receiving Touchdown:** by Wali Lundy of Virginia/Dec. 28, 2002  
**Kickoff Return For Touchdown:** 100 yards by Mardy Gilyard of Cincinnati/Nov. 8, 2008  
**Punt Return For Touchdown:** 73 yards by Darrelle Revis of Pitt/Nov. 16, 2006  
**2 Players Punt Return For Touchdown:** by DeJuan Tribble (41) and Will Blackmon (71) of Boston College/Nov. 13, 2004  
**Punt Blocked and Returned For Touchdown:** Alex Lewis of Wisconsin/Aug. 30, 2003  
**Punt Blocked For Touchdown:** blocked by Marcus Gildersleve and returned by Ricky Hall of Virginia Tech/Oct. 31, 1998  
**Interception Return For Touchdown:** 26 by Ben Moffitt of USF/Sept. 28, 2007  
**50-Yard Field Goal:** 50 by Olindo Mare of Syracuse/Oct. 21, 1995  
**Field Goal Blocked:** by Curtis Keyes of Marshall/Sept. 2, 2006  
**Blocked Field Goal Returned For Touchdown:** 74 yards by Vincent Fuller of Virginia Tech/Oct. 2, 2004  
**Intercepted Fumble Returned For Touchdown:** 75 yards by Tim Quense of Pitt/Oct. 1, 1983  
**Fumble Recovered/Returned For Touchdown:** 9 yards by George Selvie of USF /Nov. 25, 2006  
**Two-Point Conversion By Rush:** by Terry Caulley of Connecticut/Oct. 20, 2006  
**Two-Point Conversion By Pass:** by Domenick Goodman from Nick Davila of Cincinnati /Nov. 11, 2006  
**Defensive Extra Point:** has not yet occurred  
**Extra Point Blocked:** by Micah Kimball of Virginia/Dec. 28, 2002  
**Punt Blocked For Safety:** by Chris Nofoaiga of Idaho/Oct. 7, 2000  
**Team Gained 300 Yards Rushing:** 301 by Florida State/January 1, 2005  
**Team Failed To Gain 100 Yards Rushing:** 93 by North Carolina/Dec. 27, 2008  
**Team Gained 300 Yards Passing:** 323 by Cincinnati/Nov. 17, 2007  
**Team Gained 400 Yards Passing:** 419 by Pitt/Nov. 15, 2003  
**Team Failed To Gain 100 Yards Passing:** 72 by Rutgers/Oct. 4, 2008  
**Team Gained 500 Yards Total Offense:** 501 by Georgia/January 2, 2006  
**Team Failed To Gain 200 Yards Total Offense:** 160 by East Carolina/Sept. 22, 2007  
**Team Failed To Gain 100 Yards Total Offense:** 90 by Rutgers/Oct. 12, 2002  
**Team Failed To Get A First Down:** no instance yet found  
**Team Failed To Get A Rushing First Down:** by Western Michigan/Sept. 7, 1996  
**Team Failed To Get A Passing First Down:** by Pitt/Oct. 10, 1981  
**Successful Fake Punt:** by Jon Limbright of Navy, 10-yard rush/Oct. 3, 1998  
**Team Scored 50+ Points:** 51 by Penn State/Oct. 26, 1991  
**Team Scored 40+ Points:** 44 by Louisville/Nov. 2, 2006  
**Team Scored 30+ Points:** 30 by North Carolina/Dec. 27, 2008  
**Shutout Recorded:** 35-0 by Virginia Tech/Oct. 6, 2001  
**Safety Scored:** by North Carolina/Dec. 27, 2008

Will Johnson



Scooter Berry



# Game I: The Villanova Game

No. 8/8 West Virginia 48, Villanova 21 • Aug. 30, 2008 • Morgantown, W.Va.

Senior quarterback Pat White threw a career-high five touchdown passes to get the Bill Stewart era officially underway with a 48-21 victory over Villanova at Milan Puskar Stadium.

White finished the day with 208 yards passing and 63 rushing to total 271 yards of total offense. With those totals, White became the WVU leader in career total offense, passing former quarterback Marc Bulger.

The Mountaineers took a 7-0 lead over Villanova at the 2:04 mark of the first quarter, when White hit receiver Alric Arnett with a 24-yard strike. The catch marked Arnett's first collegiate catch and first career touchdown. The score was set up by senior linebacker Mortty Ivy, who recovered a Villanova fumble and returned it 30 yards.

West Virginia extended its lead to 14-0, when White found Will Johnson for a three-yard scoring toss with 12:35 left in the second quarter.

The Wildcats got their scoring underway with 6:47 left in the half, when quarterback Antwon Young rushed in from three yards away to close an 80-yard drive and cut the deficit to 14-7.

However, West Virginia added two more scores before halftime to extend its lead. Arnett's second career catch was also his second career touchdown, when White found him from 34 yards away at the 4:35 mark. As time expired, senior kicker Pat McAfee added a career-high 52-yard field goal, fourth longest in school history, to give the Mountaineers a 24-7 lead at the half.

West Virginia added two scores in the third quarter, when White threw his fourth touchdown pass in the game, hitting Jock Sanders from nine-yards away to cap a 12-play, 74-yard drive. Then McAfee made good on a 33-yard field goal attempt with 5:26 left in the quarter, giving the Mountaineers a 34-7 advantage heading into the final frame.

Villanova answered with its second score of the game, when Aaron Ball rushed in from two-yards out. West Virginia quickly answered when White marched the offense 64 yards on seven plays and hit Sanders for his second score, this time from 17-yards away for a 41-14 WVU lead.

Ivy, who earlier in the game returned a fumble 30 yards to set up a score, actually got into the scoring column with 11:19 left in the contest. He intercepted a Young pass and returned it 29 yards for a touchdown, giving the Mountaineers a commanding 48-14 advantage.

Villanova closed out the scoring with just two seconds left in the game, when the Wildcats scored their third touchdown on a Christopher Whitney one-yard plunge to put the final score at 48-21, giving Stewart his first career WVU home win.

Aside from White's totals, tailback Noel Devine totaled 63 yards rushing and another 37 passing

for 100 yards of total offense. Sanders led the Mountaineer receivers with eight catches for 62 yards, followed by Arnett, who finished the day with four receptions for 70 yards. Boogie Allen led the Mountaineer defense with nine tackles, followed by Quinton Andrews and Pat Lazear with seven.

For Villanova, Young ended his day with 218 yards passing, while Ball collected 55 yards on the ground, and Brandyn Harvey caught five passes for 85 yards. The Wildcat defense was paced by Darrel Young with nine tackles.

West Virginia finished with 149 yards rushing and 205 yards passing to total 354 yards of total offense. Villanova finished with 133 yards on the ground and 266 through the air for 399 yards of total offense.

The win gave Stewart a 2-0 mark as head man of the Mountaineers, and upped WVU's series edge over Villanova to 6-1 in the first meeting between the two teams since 1977.



Alric Arnett

## Scoring and Statistical Summary

	1	2	3	4	F
Villanova	0	7	0	14	21
West Virginia	7	17	10	14	48

1st	WVU -	Alric Arnett 24 pass from Pat White (Pat McAfee kick)
2nd	WVU -	Will Johnson 3 pass from White (McAfee kick)
	VU -	Antwon Young 3 rush (Joe Marcoux kick)
	WVU -	Arnett 34 pass from White (McAfee kick)
	WVU -	McAfee 52 FG
3rd	WVU -	Jock Sanders 9 pass from White (McAfee kick)
	WVU -	McAfee 33 FG
4th	VU -	Aaron Ball 2 rush (Marcoux kick)
	WVU -	Sanders 17 pass from White (McAfee kick)
	WVU -	Mortty Ivy 29 interception return (McAfee kick)
	VU -	Christopher Whitney 1 rush (Marcoux kick)

	VU	WVU
First Downs	28	21
Rushes/Yards	50/133	22/149
Passing Yardage	266	205
Passes	21/37/2	26/34/1
Punts	4/117/29.2	2/85/42.5
Fumbles/Lost	2/1	0/0
Return Yardage	0	110
Penalties/Yards	7/60	5/40
Time of Possession	37:22	22:38

**WVU RUSHING:** White 9-63; Devine 9-47; **WVU PASSING:** White 25-33-1-208; **WVU RECEIVING:** Sanders 8-62; Arnett 4-70; **WVU TACKLES (TFL/QS):** Allen 9 (1/0); Andrews 7; Lazear 7; **WVU INTERCEPTIONS:** Ivy, Holmes.

**VU RUSHING:** Ball 15-55; **VU PASSING:** Young 17-33-2-218; **VU RECEIVING:** Harvey 5-85; **VU TACKLES (TFL/QS):** Young 9 (1/0); **VU INTERCEPTIONS:** Murrell.

**Attendance** - 60,566

# Game 2: The East Carolina Game

East Carolina 24, No. 8/8 West Virginia 3 • Sept. 6, 2008 • Greenville, N.C.

East Carolina broke a seven-game losing streak to No. 8 West Virginia by defeating the Mountaineers for the first time since 1999 with a 24-3 victory at Dowdy-Ficklen Stadium.

The loss broke West Virginia's 14-game non-conference winning streak and eight-game road non-conference winning streak.

Behind the fourth-largest crowd in East Carolina history (43,610), the Pirates took advantage of two costly Mountaineer turnovers in the first half to set the momentum and control the game.

The Pirates took the game's opening drive 80 yards for the first score in the contest. On the 11th play, tailback Jon Williams burst in from five yards away for the 7-0 ECU lead. In trying to play keep away from the Mountaineer offense, the Pirates controlled the ball 6:02 in the opening drive alone.

The Mountaineers tried to answer the score and marched to the East Carolina 39-yard line on their first drive, but quarterback Pat White fumbled the football when trying to stretch for a first down and ECU recovered.

The Pirates moved out to a 10-0 advantage at the 9:14 mark of the second quarter when kicker Ben Ryan converted on a 42-yard field goal. ECU's second scoring drive took 14 plays and lasted 6:45 as the Pirates continued to play keep away.

West Virginia did get on the board at the 4:19 mark of the second quarter when kicker Pat McAfee connected on a 26-yard field goal to cap a 10-play, 68-yard drive, and cut the deficit to 10-3.

After a missed East Carolina field goal, West Virginia tried to close the gap once more before halftime, but a Jock Sanders fumble gave the Pirates excellent field possession on the WVU 35, and they converted. Just three plays later, quarterback Patrick Pinkney hit Alex Taylor for a 13-yard scoring toss, and the Pirates took a 17-3 lead into the locker room.

First half stats were revealing as the Pirates controlled the ball eight minutes more than the Mountaineers, ran 14 more plays and gained 86 more yards.

Second half action was more of the same as the Mountaineers could not get anything going on offense, and East Carolina continued to control the ball.

West Virginia did manage long runs of 23 and 34 yards from White and Noel Devine, but neither resulted in any points.

The Pirates upped their lead to 24-3 at the 6:18 mark of the third quarter when Williams

scored on a one-yard run for his second rushing touchdown in the game. That drive took 12 plays, lasted 6:18 and sealed the upset win for East Carolina.

White finished with 97 yards rushing and 72 passing to total 169 yards of offense. Devine rushed for 94 yards, and J.T. Thomas led the defense with 10 tackles.

Pinkney was impressive for East Carolina, connecting on 22-of-28 passes for 236 yards. Van Eskridge led the Pirate defense with 10 tackles.

Final totals showed West Virginia with 179 yards rushing and 72 passing for 251 yards of total offense. East Carolina passed for 243 yards and rushed for 143 to finish with 386 yards of total offense. Time of possession was also critical in the game, and ECU won that battle by 11 minutes, while running 17 more plays than the Mountaineers.

The game marked the first loss as the Mountaineer head man for Bill Stewart, who dropped to 2-1 as coach of the Mountaineers.



Pat McAfee

## Scoring and Statistical Summary

	1	2	3	4	F
West Virginia	0	3	0	0	3
East Carolina	7	10	7	0	24

1st	ECU -	Jon Williams 5 rush (Ben Ryan kick)
2nd	ECU -	Ryan 42 FG
	WVU -	Pat McAfee 26 FG
	ECU -	Alex Taylor 13 pass from Patrick Pinkney (Ryan kick)
3rd	ECU -	Williams 1 rush (Ryan kick)

	WVU	ECU
First Downs	12	20
Rushes/Yards	36/179	42/143
Passing Yardage	72	243
Passes	11/18/0	23/29/0
Punts	5/225/45.0	4/164/41.0
Fumbles/Lost	3/2	0/0
Return Yardage	9	5
Penalties/Yards	4/36	9/60
Time of Possession	24:19	35:41

**WVU RUSHING:** White 20-97; Devine 12-94; **WVU PASSING:** White 11-18-0-72; **WVU RECEIVING:** Sanders 3-20; **WVU TACKLES (TFL/QS):** Thomas 10 (1/0); Ivy 9 (1/0); Andrews 9; Holmes 9 (1/1); **WVU INTERCEPTIONS:** None.

**ECU RUSHING:** Williams 17-69; **ECU PASSING:** Pinkney 22-28-0-236; **ECU RECEIVING:** Harris 8-68; Bryant 4-66; **ECU TACKLES (TFL/QS):** Eskridge 10 (1/0); Ross 8 (1/0); Cotton 8; **ECU INTERCEPTIONS:** None.

**Attendance** - 43,610

# Game 3: The Colorado Game

Colorado 17, No. 21/22 West Virginia 14 (OT) • Sept. 18, 2008 • Boulder, Colo.

Despite erasing a 14-point deficit, No. 21 West Virginia fell at Colorado 17-14 in overtime, before a Thursday night ESPN national audience.

West Virginia used the ground game to claw back into the contest, as the Mountaineers rushed for 311 yards. In the end though, Colorado executed in overtime to provide the Buffaloes with the victory.

Colorado jumped out to a 7-0 lead by taking the opening kickoff 83 yards for the game's first score. A key play in the drive was a third and 11 conversion that later set up a Cody Hawkins 23-yard scoring pass to Josh Smith.

On West Virginia's first offensive series, a fumble by receiver Bradley Starks was recovered by Colorado on WVU's 28-yard line to set up the game's second score. Just five plays later, it was Hawkins who went to the air again, this time to Patrick Devenny, for a 13-yard score and a 14-0 Colorado advantage with 10:10 left in the first quarter.

Despite giving up the long opening drive and then not holding after the costly turnover, the Mountaineer defense recovered to play its best football of the season.

Sparked by the return of senior linebacker Reed Williams, the Mountaineer defense held the high-powered Colorado offensive attack scoreless for the next 55 minutes of regulation play, and allowed the WVU offense to get the Mountaineers back into the game.

Behind the leadership of senior quarterback Pat White, the Mountaineer offense chipped away at the 14-point deficit. By the end of the first quarter, Colorado's lead was down to 14-7, after White led a 58-yard scoring drive by accounting for 51 yards of it himself. White's 44-yard scamper set up his six-yard touchdown run for West Virginia's first score of the game.

In the second quarter, Williams intercepted a Hawkins pass and fellow linebacker John Holmes recovered a Hawkins fumble, but the offense could not convert, giving the Buffaloes a 14-7 edge at the half.

In the third quarter, West Virginia drove to the Colorado 18-yard line, but could not convert on fourth-and-one to keep the drive alive. Later in the quarter at the 4:49 mark, the Mountaineers finally tied the game at 14-14 when White broke loose for a 39-yard run, his second rushing touchdown in the game.

Both teams traded punches in the fourth quarter, but neither were able to score. West

Virginia's best chance came midway through the fourth when a double pass trick play from White to Starks to an open Jock Sanders could not be converted.

On West Virginia's first possession in overtime, the Mountaineers drove down to the Colorado four-yard line, but again could not convert on third-and-one, setting up a Pat McAfee field goal. However, the kick bounced off the left upright and was no good, paving the way for the Colorado offense.

Five plays later, Colorado kicker Aric Goodman's 25-yard attempt was good, and Colorado improved to 3-0 on the year, while the Mountaineers fell to 1-2.

White finished with 148 yards rushing and two scores, while Noel Devine added 133 yards rushing. Quinton Andrews led the defensive effort with 15 tackles, and Ellis Lankster and Mortty Ivy added 11 tackles each.

For Colorado, Hawkins finished with 179 yards passing and two scores, while Rodney Stewart rushed for 166 yards. Receiver Josh Smith was strong with five catches for 75 yards, and linebacker Jeff Smart came away with a team-high 12 tackles.

Final totals for West Virginia showed 311 yards rushing and 43 passing for 354 yards of offense.

Colorado rushed for 187 yards and passed for 179 to total 366 yards in the game. With the loss, West Virginia falls to 4-2 all-time in overtime games.



Quinton Andrews

## Scoring and Statistical Summary

	1	2	3	4	OT	F
West Virginia	7	0	7	0	0	14
Colorado	14	0	0	0	3	17

1st	CU - Josh Smith 38 pass from Cody Hawkins (Aric Goodman kick)
	CU - Patrick Devenny 13 pass from Hawkins (Goodman kick)
	WVU - Pat White 6 rush (Pat McAfee kick)
3rd	WVU - White 39 rush (McAfee kick)
OT	CU - Goodman 25 FG

	WVU	CU
First Downs	16	24
Rushes/Yards	52/311	45/187
Passing Yardage	43	179
Passes	10/15/0	22/33/1
Punts	7/310/44.3	7/333/47.6
Fumbles/Lost	1/1	2/1
Return Yardage	75	15
Penalties/Yards	7/91	7/55
Time of Possession	29:21	30:39

**WVU RUSHING:** White 19-148; Devine 26-133; **WVU PASSING:** White 10-14-0-43; **WVU RECEIVING:** Devine 3-11; Jalloh 2-20; **WVU TACKLES (TFL/QS):** Andrews 15 (1/0); Lankster 11; Ivy 11 (1/0); **WVU INTERCEPTIONS:** Williams.

**CU RUSHING:** Stewart 28-166; **CU PASSING:** Hawkins 22-33-1-179; **CU RECEIVING:** Smith 5-75; **CU TACKLES (TFL/QS):** Smart 12 (1/0); Brown 11; Jones 10; **CU INTERCEPTIONS:** None.

Attendance - 51,883



# Game 4: The Marshall Game - "Friends of Coal Bowl 3"

West Virginia 27, Marshall 3 • Sept. 27, 2008 • Morgantown, W.Va.

West Virginia used a balanced offensive and defensive effort in defeating Marshall 27-3 at Milan Puskar Stadium in the third annual Friends of Coal Bowl.

The Mountaineer defense held the Thundering Herd to just 39 yards rushing and without a touchdown in the victory.

Offensively, West Virginia turned in its most productive outing to date with a balanced attack that showed 42 rushing and 28 passing plays that provided almost 500 yards of total offense.

West Virginia set the tone in the game's opening drive by marching 76 yards in nine plays for its first score. Tailback Noel Devine scored his first touchdown of the season with a four-yard run to give the Mountaineers a 7-0 lead at the 10:11 mark.

After holding Marshall on downs, the Thundering Herd caught a break when the Mountaineers muffed a punt that was recovered by the Herd at the WVU six-yard line. However the Mountaineer defense rose to the challenge and kept the Thundering Herd out of the end zone, allowing just a field goal to put the score at 7-3 heading into the second quarter.

In the second quarter, Marshall drove down to the WVU 13-yard line, but a botched field goal attempt kept the Herd off the scoreboard, and the Mountaineers took advantage.

West Virginia then found the end zone again with 1:10 left in the half when Pat White connected on a 21-yard scoring toss to Dorrell Jalloh. The scoring play ended a 72-yard drive for the Mountaineers, who took a 14-3 lead into the locker room at the half.

Third quarter scoring belonged to the Mountaineers. After holding Marshall on its first drive of the second half, West Virginia upped its lead to 21-3 when White went to the air again and hit Jock Sanders for a five-yard touchdown pass. The drive was highlighted by a 36-yard rush by Devine for the game's longest carry.

Later in the third, West Virginia added a 39-yard Pat McAfee field goal, giving the Mountaineers a 24-3 advantage heading into the final quarter.

To start the fourth quarter, Marshall embarked on a 19-play drive that lasted nearly six minutes, and went down to the WVU seven-yard line. The WVU defense held, and Marshall came away empty when Warner missed a 24-yard field goal with 10:24 left in the contest.

From there, West Virginia basically iced the game by adding another McAfee field goal at the 7:00 mark, by driving 62 yards in just seven plays for the 27-3 lead.

The Mountaineers did get the ball one last time and marched 77 yards on just eight plays, highlighted by a Jarrett Brown 35-yard run, but WVU took a knee at the Marshall five-yard line as it used the final 5:19 of the game in the drive.

White was sharp, completing 17-of-21 passes and totaling 191 yards of total offense. Devine rushed for his second-straight 100-yard game, finishing with 14 carries for 125 yards and one touchdown. Jock Sanders led the Mountaineer receivers with eight catches, while linebacker Reed Williams

topped the defensive effort with 11 tackles and two TFL.

WVU held Marshall's Darius Marshall to just 45-yards rushing, while top receiver Darius Passmore only accounted for four catches and 39 yards. Quarterback Mark Cann totaled 119 yards passing, and Brandon Burns led the Herd defense with nine stops.

Final totals showed West Virginia with 319 yards rushing and 174 passing for 493 total yards. Marshall finished with 39 rushing and 119 passing for a net of 158 total yards.

With the victory, West Virginia upped its record to 8-0 all-time against Marshall.



Noel Devine

## Scoring and Statistical Summary

	1	2	3	4	F
Marshall	3	0	0	0	3
West Virginia	7	7	10	3	27

- 1st WVU - Noel Devine 4 rush (Pat McAfee kick)  
MU - Tyler Warner 34 FG
- 2nd WVU - Dorrell Jalloh 21 pass from Pat White (McAfee kick)
- 3rd WVU - Jock Sanders 5 pass from White (McAfee kick)  
WVU - McAfee 39 FG
- 4th WVU - McAfee 36 FG

	MU	WVU
First Downs	13	26
Rushes/Yards	25/39	42/319
Passing Yardage	119	174
Passes	15/37/1	22/28/1
Punts	3/138/46.0	2/113/56.5
Fumbles/Lost	5/2	2/1
Return Yardage	3	10
Penalties/Yards	5/46	7/54
Time of Possession	25:04	34:56

**WVU RUSHING:** Devine 14-125; White 11-61; **WVU PASSING:** White 17-21-0-130; **WVU RECEIVING:** Sanders 8-60; Arnett 5-54; **WVU TACKLES (TFL/QS):** Williams 11 (2/0); **WVU INTERCEPTIONS:** Ivy.

**MU RUSHING:** Marshall 16-45; **MU PASSING:** Cann 15-36-1-119; **MU RECEIVING:** Passmore 4-39; Slate 3-40; **MU TACKLES (TFL/QS):** Burns 9 (1/0); Harvey 8; Bemby 8 (1/0); **MU INTERCEPTIONS:** Bemby.

Attendance - 60,154

# Game 5: The Rutgers Game

West Virginia 24, Rutgers 17 • Oct. 4, 2008 • Morgantown, W.Va.

West Virginia won its 2008 BIG EAST opener by mixing a balanced offensive attack with a stingy defense to defeat Rutgers, 24-17, at Milan Puskar Stadium.

By holding the Scarlet Knights without a touchdown until seconds before halftime, the Mountaineer defense went almost nine quarters, spanning three games, without giving up a touchdown.

However, it was the West Virginia offense that got things started on a beautiful fall afternoon by striking first and giving West Virginia a lead it would never relinquish.

A West Virginia tight end caught a touchdown pass for the first time since 2005 when true freshman Tyler Urban hauled in a 25-yard pass from Pat White for a 7-0 Mountaineer lead. It was not only Urban's first career score, but also his first collegiate catch.

West Virginia extended its lead at the 9:06 mark of the second quarter when senior kicker Pat McAfee connected on a 40-yard field goal.

The Scarlet Knights got on the board with 4:28 remaining in the first half on a 23-yard field goal by San San Te, which started a bevy of scoring in the final four minutes.

West Virginia responded by moving the ball 72 yards in 10 plays, ending in White's second touchdown pass of the game as he found Jock Sanders for a 14-yard scoring completion.

With the Mountaineers up 17-3 and only 57 seconds left before half, Rutgers made the most of a returned squib kick with a drive that started on the RU 44-yard line. It took quarterback Mike Teel only five plays and 31 seconds to march the Scarlet Knights the remaining 56 yards, and Teel ended the drive with a five-yard touchdown scamper to put the halftime score at 17-10 in favor of West Virginia. It was Teel's score with just 13 seconds left in the half that ended the WVU streak of consecutive quarters without giving up a touchdown at eight.

In the third quarter, West Virginia found the end zone again, when quarterback Jarrett Brown, subbing for the injured White, rushed in from the one-yard line for a 24-10 Mountaineer lead. The score was set up by a fake punt on fourth down in which Zac Cooper carried for an 18-yard gain, and a 10-yard run for a first down by White to the RU four-yard line. The run turned out to be White's last play in the game as a helmet-to-helmet hit left him woozy.

Rutgers again pulled to within one score with 5:22 left in the game when Teel hit receiver Tim Brown for a 14-yard touchdown pass in the corner of the end zone to pull the Scarlet Knights to 24-17.

It was West Virginia's job to then run some clock, and the Mountaineers did by controlling the ball from the 6:18 mark to the 1:54 point. Rutgers had one final possession, but the Mountaineer defense held the Scarlet Knights on four plays to end the game.

Before leaving the game, White rushed for 59 yards and passed for 137 and two scores to total 196 yards of total offense. Anthony Leonard led the WVU defensive effort with nine tackles, followed by Mortty Ivy and Sidney Glover with eight.

Teel finished with 170 yards passing, but Rutgers' top performance went to receiver Kenny Britt, who finished with 12 catches for 151 yards. Courtney Greene led the RU defense with 13 tackles.

With the win, West Virginia improved to 30-4-2 all-time against Rutgers and has won 14 straight in the series. West Virginia is now 16-0 all-time against Rutgers in Morgantown.



Anthony Leonard

## Scoring and Statistical Summary

	1	2	3	4	F
Rutgers	0	10	0	7	17
West Virginia	7	10	7	0	24

- 1st WVU - Tyler Urban 25 pass from Pat White (Pat McAfee kick)
- 2nd WVU - McAfee 40 FG
- RU - San San TE 23 FG
- WVU - Jock Sanders 14 pass from White (McAfee kick)
- RU - Mike Teel 5 rush (Te kick)
- 3rd WVU - Jarrett Brown 1 rush (McAfee kick)
- 4th RU - Tim Brown 14 pass from Teel (Te kick)

	RU	WVU
First Downs	14	17
Rushes/Yards	26/72	50/175
Passing Yardage	198	158
Passes	15/33/0	14/19/0
Punts	7/301/43.0	5/210/42.0
Fumbles/Lost	0/0	2/0
Return Yardage	11	64
Penalties/Yards	4/25	3/30
Time of Possession	25:03	34:57

**WVU RUSHING:** White 11-59; Devine 19-55; **WVU PASSING:** White 12-17-0-137; **WVU RECEIVING:** Sanders 4-47; Lyons 4-44; **WVU TACKLES (TFL/QS):** Leonard 9 (1/0); Ivy 8; Glover 8; **WVU INTERCEPTIONS:** None.

**RU RUSHING:** Brooks 17-58; **RU PASSING:** Teel 14-32-0-170; **RU RECEIVING:** Britt 12-151; **RU TACKLES (TFL/QS):** Greene 13; D'Imperio 10 (1/0); **RU INTERCEPTIONS:** None.

**Attendance** - 59,122

# Game 6: The Syracuse Game

West Virginia 17, Syracuse 6 • Oct. 11, 2008 • Morgantown, W.Va.

West Virginia used a late fourth quarter 92-yard touchdown run by sophomore Noel Devine to secure a 17-6 victory over Syracuse on Homecoming in Morgantown.

Devine's run on third-and-seven not only sealed the game for West Virginia, but was the second-longest touchdown run in school and stadium history.

Devine averaged 10.4 yards per carry, as he finished with a career-high 188 yards rushing, while also catching six passes in the game.

Filling in for the injured Pat White, backup quarterback Jarrett Brown made his second career start and was solid completing 14-of-20 passes with no turnovers.

But the main story line in the game for West Virginia was the Mountaineer defense. With Syracuse controlling the clock almost 11 minutes more than the Mountaineers, and with White not playing, it was the WVU defense that kept the Orange out of the end zone, holding the BIG EAST opponent to only two field goals in the game.

Syracuse started the scoring in the first quarter at the 5:11 mark, when kicker Patrick Shadle hit for a 26-yard field goal that ended a 16-play, 81-yard drive that took 8:39 off the clock.

West Virginia answered at the 7:39 mark of the second quarter, as Brown hit Jock Sanders on a 12-yard touchdown pass, giving the Mountaineers a 7-3 lead.

The Orange cut into the deficit just before the half, when Shadle converted on a 53-yard field goal, putting the halftime score at 7-6 in favor of the Mountaineers.

Both defenses held serve in the third quarter as neither team was able to score. However, West Virginia did light up its end of the scoreboard again at the 11:41 mark of the fourth quarter when kicker Pat McAfee converted on a 33-yard field goal for a 10-6 West Virginia advantage. The kick by McAfee made him the all-time scoring leader at West Virginia, as he passed Steve Slaton for the top spot. Also with that field goal, McAfee moved into fifth place in BIG EAST field goals made and third in BIG EAST scoring among kickers.

Trailing 10-6 late in the fourth quarter, Syracuse went for the win on its last two possessions. The Orange drove to the West Virginia five-yard line, but the Mountaineer defense held on fourth-and-four to preserve the slim lead.

That defensive stand set the stage for

Devine's huge run that came on third-and-seven as WVU was trying to run some clock. Devine's 92-yard touchdown run gave the Mountaineers some breathing room with 4:09 remaining, but the Orange would not go away and drove again down to the WVU 23-yard line. However, it was the Mountaineer defense stepping up again and holding Syracuse on 4th-and-18 to ice the game.

Leading the West Virginia defensive effort was safety Quinton Andrews with nine tackles, followed by linebackers Mortty Ivy and Anthony Leonard with eight stops.

Syracuse quarterback Camron Dantley completed 24-of-40 passes for 204 yards, and tailback Curtis Brinkley finished with 144 yards rushing as the Orange attack mixed the run and the pass. On defense, A.J. Brown and Derrell Smith led the Orange with eight tackles each.

West Virginia finished with 216 yards rushing and 52 passing for 268 yards of total offense. The Orange totaled 207 yards passing and 139 rushing for 346 yards of total offense.

With the victory, West Virginia improved to 4-2 on the year and 2-0 in the BIG EAST. The victory also gave the Mountaineers seven-straight wins over Syracuse dating back to 2002.



Noel Devine

## Scoring and Statistical Summary

	1	2	3	4	F
Syracuse .....	3	3	0	0	6
West Virginia.....	0	7	0	10	17

- 1st SU - Patrick Shadle 26 FG
- 2nd WVU - Jock Sanders 12 pass from Jarrett Brown (Pat McAfee kick)
- SU - Shadle 53 FG
- 4th WVU - McAfee 33 FG
- WVU - Noel Devine 92 rush (McAfee kick)

	SU	WVU
First Downs	20	13
Rushes/Yards	35/139	32/216
Passing Yardage	207	52
Passes	25/42/1	14/20/0
Punts	5/224/44.8	7/329/47.0
Fumbles/Lost	2/0	1/0
Return Yardage	9	25
Penalties/Yards	6/50	8/69
Time of Possession	35:16	24:44

**WVU RUSHING:** Devine 18-188; **WVU PASSING:** Brown 14-20-0-52; **WVU RECEIVING:** Sanders 4-22; **WVU TACKLES (TFL/QS):** Andrews 9; Ivy 8; Leonard 8 (1/0); **WVU INTERCEPTIONS:** Sowers.

**SU RUSHING:** Brinkley 28-144; **SU PASSING:** Dantley 24-40-1-204; **SU RECEIVING:** Davis 7-62; **SU TACKLES (TFL/QS):** Brown 8 (1/0); Smith 8 (3/1); **SU INTERCEPTIONS:** None.

**Attendance** - 58,133



# Game No. 7: The Auburn Game

West Virginia 34, Auburn 17 • October 23, 2008 • Morgantown, W.Va.

Down 17-3 in the second quarter, West Virginia scored 31 unanswered points to defeat Auburn 34-17, in front of a Thursday night ESPN national audience, and a sold out Milan Puskar Stadium.

West Virginia mixed an aerial and ground attack to keep the Tigers off balance. Sophomore tailback Noel Devine turned in a career-high 207 yards rushing on just 17 carries for a 12.2 yards per carry average to lead the way. Senior quarterback Pat White played healthy for the first time in three games, and he passed for three scores to ignite the offense.

The defensive play was equally as impressive for West Virginia. After giving up scores on Auburn's first three possessions, the unit rallied to hold the Tigers scoreless in the second half, while the Mountaineer offense caught fire.

On its opening drive, Auburn took advantage of a Josh Byrnes interception to move 81 yards in 20 plays, and take a 3-0 lead on a 19-yard Wes Byrum field goal. Another interception by Walter McFadden set up Auburn's next score as tailback Brad Lester hauled in a 16-yard scoring toss from Kodi Burns for a 10-0 advantage for the visitors.

West Virginia got on the scoreboard at the 10:58 mark of the second quarter on a 23-yard field goal by senior kicker Pat McAfee.

However, Auburn took what seemed to be a commanding 17-3 lead with 10:20 left in the half, when Burns rushed in from nine-yards out. The score was set up by a 69-yard kickoff return from Mario Fannin.

The Tigers then went for the jugular, recovering an onside kick. The Mountaineer defense held on three downs to stop the momentum swing, and provide the WVU offense a spark.

West Virginia pulled to within 17-10 when White went deep to receiver Alric Arnett for a 44-yard scoring completion to end the first half scoring.

Auburn could not score on the opening drive of the second half, and West Virginia continued to chip away on its opening possession. McAfee added a 42-yard field goal to pull WVU to 17-13 with 10:45 left. Later in the quarter, it was White that went to the air again and found receiver Dorrell Jalloh for a two-yard scoring toss, and West Virginia's first lead in the game at 20-17. The scoring drive covered 93 yards in 11 plays, and it was evident that the Mountaineer offense was starting to click.

West Virginia would go on to score on six of seven possessions from the second quarter on, and upped its advantage to 27-17, when White found Jalloh again for a 32-yard touchdown reception. Jalloh twisted and turned to elude several Tiger defenders on his way to the end zone with 11:44 left in the game.

The Mountaineers added one last insurance score with just 2:26 remaining, when Devine broke loose

for a 30-yard scamper to put the final score at 34-17 in favor of the Mountaineers.

Aside from Devine's impressive numbers, White overcame two early interceptions to finish with 174 yards passing and three touchdowns. Jalloh had a career day with two scores, and Arnett had three catches for 59 yards and a score. Linebacker Anthony Leonard was strong on defense with a career-high 16 tackles.

For Auburn, quarterback Kodi Burns rushed for 82 yards and passed for 111, accounting for two Tiger scores. Antonio Coleman led the Tiger defensive effort with six tackles, one sack and one TFL.

The Mountaineers finished with 271 yards rushing and 174 yards passing to total 445 yards of total offense. The Mountaineers rushed for more yards than Auburn gained, as the Tigers finished with 149 yards rushing and 111 passing for 260 yards of total offense.

The win gave West Virginia a five-game winning streak against teams from the SEC.



Dorrell Jalloh

## Scoring and Statistical Summary

	1	2	3	4	F
Auburn.....	3	14	0	0	17
West Virginia.....	0	10	10	14	34

1st	AU - Wes Byrum 19 FG
2nd	AU - Brad Lester 16 pass from Kodi Burns (Byrum kick) WVU - Pat McAfee 23 FG AU - Burns 9 rush (Byrum kick) WVU - Alric Arnett 44 pass from Pat White (McAfee kick)
3rd	WVU - McAfee 42 FG WVU - Dorrell Jalloh 2 pass from White (McAfee kick)
4th	WVU - Jalloh 32 pass from White (McAfee kick) WVU - Noel Devine 30 rush (McAfee kick)

	AU	WVU
First Downs.....	16	25
Rushes/Yards.....	45/149	35/271
Passing Yardage.....	111	174
Passes .....	13/21/1	13/21/2
Punts .....	6/204/34.0	1/42/42.0
Fumbles/Lost .....	1/0	3/0
Return Yardage.....	22	32
Penalties/Yards.....	5/49	1/7
Time of Possession.....	35:19	24:41

**WVU RUSHING:** Devine 17-207; **WVU PASSING:** White 13-21-2-174; **WVU RECEIVING:** Jalloh 4-53; **WVU TACKLES (TFL/QS):** Leonard 16; Glover 9 (1/0); Thomas 8 (1/0); Neild 8; **WVU INTERCEPTIONS:** Lankster.

**AU RUSHING:** Burns 15-82; Lester 13-37; Fannin 8-29; **AU PASSING:** Burns 13-21-1-111; **AU RECEIVING:** Trott 4-34; **AU TACKLES (TFL/QS):** Coleman 6 (1/1); Etheridge 5, Johnson 5, Blanc 5, Byrnes 5; **AU INTERCEPTIONS:** Byrnes, McFadden.

**Attendance:** 60,765

# Game 8: The Connecticut Game

West Virginia 35, Connecticut 13 • November 1, 2008 • East Hartford, Conn.

West Virginia broke Connecticut's 11-game home winning streak with a come-from-behind 35-13 victory in front of a sold out Rentschler Field.

Feeding off an inspired defensive performance, West Virginia's offense scored 28 unanswered points in the second half to ensure the teams' sixth victory overall in eight games and improve its BIG EAST record to 3-0 heading into the November stretch run.

Connecticut started fast behind the running of tailback Donald Brown. His 21-yard run with 4:18 left in the opening quarter put the Huskies on top 7-0, ending an 80-yard drive.

On its next possession, Connecticut added a 36-yard field goal by Dave Teggart to take a 10-0 advantage at the end of the first.

The Mountaineers got in on the scoring action at the 11:23 mark of the second quarter, when senior quarterback Pat White broke loose along the left sideline for a 24-yard touchdown scamper to close the gap at 10-7.

However, the Huskies scored again with 4:34 left in the half when Teggart hit for his second field goal in the game, this time from 38 yards away, for a 13-7 Connecticut lead at the intermission.

In the third quarter, the West Virginia defense kept adjusting and gained confidence by forcing two Connecticut punts. The Mountaineer offense broke loose on its second possession of the third quarter with a six-play, 56-yard drive highlighted by a 35-yard reception by receiver Dorrell Jalloh on a wheel route and a six-yard scoring toss from White to Jock Sanders.

With its first lead of the game, the Mountaineer defense went back to work and cornerback Brandon Hogan intercepted Connecticut quarterback Cody Endres and returned it 24 yards. Just four plays later, Sanders rushed in from three-yards away for a 21-14 West Virginia advantage at the 3:45 mark.

Three plays into Connecticut's ensuing drive, nose guard Chris Neild forced a Brown fumble that was recovered by lineman Scooter Berry and returned 21 yards to the Huskie 21-yard line.

West Virginia's offense made Connecticut pay again for the turnover, as it took White just four plays to march 21 yards, and ended on Sanders' third touchdown of the game, when he rushed in from three yards away to give the Mountaineers a 28-13 cushion heading into the final quarter.

In the fourth, the Mountaineer defense held the Huskies scoreless. Hogan added his second interception to end the game after linebacker Mortty Ivy, on the previous Connecticut possession, intercepted an Endres pass. Four plays later,

White marched in from 36 yards away to close out the scoring at 35-13.

White finished with 109 yards rushing and 121 passing, accounting for three touchdowns in the game. He went over the 4,000 yard rushing mark and 5,000 yard passing plateau for his career in the contest, and totals more than 9,000 yards of total offense with four games left in the 2008 regular season.

Jalloh was strong with five catches for 73 yards, while Ellis Lankster and Ivy combined for 22 tackles. Connecticut's Brown came into the game as the BIG EAST and nation's leading rusher, but the WVU defense contained him to 82 yards. Endres finished with 166 yards passing, and Scott Lutrus led the Huskie defensive effort with 12 tackles, followed by Aaron Bagsby with 10.

West Virginia finished with 216 yards rushing and 121 passing to total 337 yards of total offense. Connecticut rushed for 119 yards and passed for 166 to finish with 285 yards of total offense.

With the win, West Virginia improved to 5-0 all-time versus Connecticut and 3-0 at Rentschler Field.



## Scoring and Statistical Summary

	1	2	3	4	F
West Virginia	0	7	21	7	35
Connecticut	10	3	0	0	13

- 1st UConn - Donald Brown 21 rush (Dave Teggart kick)  
UConn - Teggart 36 FG
- 2nd WVU - Pat White 24 rush (Pat McAfee kick)  
UConn - Teggart 38 FG
- 3rd WVU - Jock Sanders 6 pass from White (McAfee kick)  
WVU - Sanders 3 rush (McAfee kick)  
WVU - Sanders 3 rush (McAfee kick)
- 4th WVU - White 36 rush (McAfee kick)

	WVU	UConn
First Downs	17	17
Rushes/Yards	51/216	25/119
Passing Yardage	121	166
Passes	11/18/0	17/37/3
Punts	8/329/41.1	6/252/42.0
Fumbles/Lost	1/0	2/2
Return Yardage	100	10
Penalties/Yards	5/29	1/5
Time of Possession	35:09	24:51

**WVU RUSHING:** White 21-109; Devine 17-60; **WVU PASSING:** White 11-18-0-121; **WVU RECEIVING:** Jalloh 5-73; **WVU TACKLES (TFL/QS):** Lankster 12 (1/0); Ivy 10; **WVU INTERCEPTIONS:** Hogan (2), Ivy.

**UConn RUSHING:** Brown 19-82; **UConn PASSING:** Endres 17-37-3-166; **UConn RECEIVING:** Sherman 7-51; **UConn (TFL/QS):** Lutrus 12 (1/0); Bagsby 10 (1/0); **UConn INTERCEPTIONS:** None.

**Attendance** - 40,000

# Game 9: The Cincinnati Game

Cincinnati 26, West Virginia 23 OT • November 8, 2008 • Morgantown, W.Va.

Despite a late fourth-quarter comeback by West Virginia to force overtime, Cincinnati held on to defeat the Mountaineers, 26-23, for its first victory in the series since 2003.

The Mountaineers scored 13 points in the final 1:11, highlighted by an onsidess kick recovery and a 52-yard Pat McAfee field goal to extend the game into overtime, but the Bearcats regrouped to leave Morgantown with the victory.

Cincinnati started the game with some fireworks as Mardy Gilyard returned the opening kickoff 100 yards for the game's first score. It was the first kickoff returned for a touchdown against the Mountaineers in 18 years, and it provided plenty of spark for the visitors.

Cincinnati upped its lead to 10-0 later in the first when kicker Jake Rogers connected on a 46-yard field goal.

The Mountaineers responded with a seven-play, 77-yard drive that ended when White found receiver Alric Arnett for a 19-yard scoring pass, cutting the deficit to 10-7.

The Bearcats were not done, and added two more scores before the half. Rogers got in on the scoring column again with a 31-yard field goal with just 26 seconds left in the first.

Cincinnati then scored its first offensive touchdown of the game, at the 5:23 mark of the second quarter, when quarterback Tony Pike rushed in from four yards to end a 77-yard drive, and give the Bearcats a 20-7 lead at the half.

West Virginia has been a second half team in 2008, but third quarter action did not provide any points for the Mountaineers, who still trailed by 13 heading into the fourth.

While the Mountaineer defense did its part in keeping Cincinnati off the scoreboard, the Mountaineer offense came up short on key fourth quarter drives.

After Cincinnati took a safety with 1:11 left in the game, West Virginia received the ball and drove 62 yards for a touchdown with just 19 seconds left to play. White hit receiver Dorrell Jalloh on a three yard scoring pass, before rushing in for the two-point conversion.

West Virginia trailed 20-17 and needed to recover the onsidess kick to keep its slight hopes alive. The ensuing onsidess kick was recovered by senior linebacker Mortty Ivy, and the Mountaineers had one last shot.

White found Jalloh for a 21-yard completion to set up McAfee's 52-yard attempt. The senior kicker nailed the 52-yarder, which tied his career best, and in 1:11, the Mountaineers had forced overtime.

West Virginia received the ball first and gained a first down, before having to settle for a 27-yard McAfee field goal, and a 23-20 lead.


Cincinnati took advantage of a critical roughing the passer call on its drive, and that's all it took for the Bearcats, who survived the comeback, when Pike connected with Alli Kazeem for a two-yard scoring toss to end the game.

White passed for 219 yards and finished with 260 yards of total offense to lead the WVU offensive attack. Linebacker J.T. Thomas led the defense with 11 tackles, one sack and two TFL.

Pike passed for 178 yards, Jacob Ramsey rushed for 83 and Dominick Goodman caught six passes for 81 yards to lead the Bearcat offensive attack. Aaron Webster and Mike Mickens combined for 25 tackles on the defensive side.

West Virginia rushed for 98 yards, passed for 219 to total 317 yards. Cincinnati finished with 82 yards rushing, 178 passing for a total of 178 yards of offense.

West Virginia fell to 6-3 on the season and 3-1 in the BIG EAST, while the Bearcats improved to 7-2 overall and 3-1 in the conference.



Pat McAfee

## Scoring and Statistical Summary

	1	2	3	4	OT	F
Cincinnati	13	7	0	0	6	26
West Virginia	7	0	0	13	3	23

- 1st** UC - Mardy Gilyard 100 yard kickoff return (Jake Rogers kick)  
UC - Rogers 46 FG  
WVU - Alric Arnett 19 yard pass from Pat White (Pat McAfee kick)  
UC - Rogers 31 FG
- 2nd** UC - Tony Pike 4 rush (Rogers kick)
- 4th** WVU - Team Safety  
WVU - Dorrell Jalloh 3 pass from White (White rush)  
WVU - McAfee 52 FG
- OT** WVU - McAfee 27 FG  
UC - Kazeem Alli 2 pass from Pike

	UC	WVU
First Downs	12	19
Rushes/Yards	33/82	42/98
Passing Yardage	178	219
Passes	16/30/0	20/38/1
Punts	7/317/45.3	9/412/45.8
Fumbles/Lost	0/0	1/1
Return Yardage	21	6
Penalties/Yards	10/91	5/43
Time of Possession	28:45	31:15

**WVU RUSHING:** Devine 19-58; White 20-41; **WVU PASSING:** White 20-38-1-219; **WVU RECEIVING:** Devine 6-48; Sanders 5-52; Jalloh 4-54; **WVU TACKLES (TFL/QS):** Thomas 11 (2/1); Hogan 9; Ivy 7; **WVU INTERCEPTIONS:** None.

**UC RUSHING:** Ramsey 18-83; **UC PASSING:** Pike 16-30-0-178; **UC RECEIVING:** Goodman 6-81; Goebel 3-68; **UC TACKLES (TFL/QS):** Webster 132 (2/0); Mickens 11 (1/0); **UC INTERCEPTIONS:** Smith.

Attendance - 59,834



# Game 10: The Louisville Game

West Virginia 35, Louisville 21 • November 22, 2008 • Louisville, Ky.

Behind 322 yards of total offense from senior quarterback Pat White, West Virginia scored 28 second-half points to defeat Louisville, 35-21, at Papa John's Cardinal Stadium.

White turned in an outstanding performance with the fourth 200-yard rushing performance of his career, finishing with 200 yards on 21 carries for an average of 9.5 yards per rush. White rushed for three touchdowns of 66, 43 and seven yards, while passing for another two, totaling 122 yards passing.

In the outstanding performance, White became the NCAA all-time rushing leader among quarterbacks (4,292), passing Brad Smith of Missouri. He also became the BIG EAST leader in career touchdowns responsible for, passing Donovan McNabb of Syracuse. He had more than 300 yards of total offense for the seventh time in his career, and it marked his 18th performance of at least 100 yards rushing. His five touchdowns responsible for tied his career best set earlier in the 2008 season.

White had offensive help from tailback Noel Devine, who rushed for 154 yards on 13 carries. The outing put Devine over the 1,000-yard mark for the season, giving West Virginia its 21st 1,000-yard rusher and 12th in the last 13 seasons.

Louisville opened up the scoring with 1:53 left in the first quarter, when Bilal Powell rushed in from one-yard away to cap a 97-yard drive.

It took the Mountaineers just 1:44 to answer, when White broke loose for 66 yards for WVU's first score to tie the game.

Devine's 79-yard run in the second quarter became WVU's all-time longest non-touchdown run from scrimmage, putting the Mountaineers in scoring position. However, they could not convert, and the two teams went into the locker room tied at the half.

West Virginia received the ball to start the third quarter, and took its first lead seven plays later, when White hit Dorrell Jalloh for a 28-yard touchdown.

The Mountaineers upped their advantage to 21-7, when the defense forced a fumble that was recovered by Ellis Lankster at the Cardinal 43-yard line. Two plays later, White broke loose and ran for 43 yards, giving WVU a 21-7 lead at the 11:28 mark of the third quarter.

The Cardinals answered by taking advantage of a roughing the punter penalty to score their second touchdown when Brock Bolen powered in from five-yards out, cutting the deficit to 21-14.

After a WVU punt, the Mountaineer defense set up another score when linebacker Anthony Leonard intercepted Hunter Cantwell and returned it 36 yards to the Louisville seven-yard line. One play later, White had his third rushing

touchdown when he dashed in from seven yards away.

West Virginia put the game away at the 8:15 mark of the fourth quarter when White hit receiver Jock Sanders for a 25-yard touchdown pass to give the Mountaineers a 35-14 lead.

The Cardinals added a Cantwell touchdown pass to Josh Chichester later in the fourth to put the final score at 35-21.

While White and Devine led the offensive attack, the Mountaineer defense collected three interceptions, and was paced by Leonard with nine tackles.

Powell and Bolen combined for 150 yards rushing for the Cardinals, and Cantwell threw for 276 yards in the effort. The Louisville defense was led by Jon Dempsey with 10 tackles.

Final numbers showed West Virginia with an impressive 376 yards rushing and 122 passing for 498 yards of total offense. Louisville's final numbers stood at 198 yards rushing and 276 passing for 474 yards of total offense.

With the win, WVU improved to 32-7 with White as its starting quarterback and 21-5 in its last 26 BIG EAST games.



Pat White

## Scoring and Statistical Summary

	1	2	3	4	F
West Virginia	7	0	21	7	35
Louisville	7	0	7	7	21

1st	UL - Bilal Powell 1 rush (Tim Dougherty kick)
	WVU - Pat White 66 rush (Pat McAfee kick)
3rd	WVU - Dorrell Jalloh 28 pass from White (McAfee kick)
	WVU - White 43 rush (McAfee kick)
	UL - Brock Bolen 5 rush (Dougherty kick)
	WVU - White 7 rush (McAfee kick)
4th	WVU - Jock Sanders 25 pass from White (McAfee kick)
	UL - Josh Chichester 17 pass from Hunter Cantwell (Dougherty kick)

	WVU	UL
First Downs	16	26
Rushes/Yards	41/376	38/198
Passing Yardage	122	276
Passes	6/11/0	27/47/3
Punts	4/164/41.0	2/73/36.5
Fumbles/Lost	2/1	2/2
Return Yardage	64	4
Penalties/Yards	5/45	7/64
Time of Possession	24:15	35:45

**WVU RUSHING:** White 21-200; Devine 13-154; **WVU PASSING:** White 6-11-0-122; **WVU RECEIVING:** Starks 3-17; Arnett 1-52; **WVU TACKLES (TFL/QS):** Leonard 9; Hogan 8; **WVU INTERCEPTIONS:** Leonard, Lankster, Goode.

**UL RUSHING:** Powell 13-77; Bolen 13-73; Anderson 8-61; **UL PASSING:** Cantwell 27-47-3-276; **UL RECEIVING:** Beaumont 8-84; Vaughn 7-70; Chichester 5-64; **UL (TFL/QS):** Dempsey 10 (1/0); Covington 6; Patrick 6; Spencer 6; **UL INTERCEPTIONS:** None.

# Game No. 11: The Pitt Game - "Backyard Brawl"

Pitt 19, No. 25 West Virginia 15 • November 28, 2008 • Pittsburgh, Pa.

Pitt rallied from eight points down in the fourth quarter to defeat West Virginia, 19-15, in the 101st "Backyard Brawl" at Heinz Field.

The Panthers got out of the gates quickly by taking the game's opening possession 64 yards in just five plays. Quarterback Bill Stull found receiver Derek Kinder down the right sideline for a 30 yard touchdown reception, and a 7-0 Pitt lead.

The Mountaineers opened their scoring with 4:27 left in the first half when senior kicker Pat McAfee hit from 20-yards away.

Pitt threatened late in the half and reached the WVU two-yard line, but a Quinton Andrews interception in the end zone thwarted the Panther scoring threat and kept the score, 7-3, at the half.

West Virginia has been a third quarter team in 2008, and the Mountaineers were again strong in this game.

On their opening possession of the third quarter, the Mountaineers marched 59 yards down to the Pitt nine-yard line, but three incomplete passes forced a 26 yard McAfee field goal, cutting the deficit to 7-6.

West Virginia took its first lead of the game on its next possession when quarterback Pat White broke loose for a 54-yard run, giving the Mountaineers a 12-7 lead after a fumbled snap on the PAT.

A Brandon Hogan interception set up West Virginia's next score early in the fourth quarter. Hogan intercepted Stull and returned it 11 yards to the Pitt 44-yard line. The Mountaineer offense moved the ball down to the Pitt 23 and settled for a 40-yard McAfee field goal, and a 15-7 advantage with 11:53 to play.

Pitt came up big at the 8:39 mark of the fourth when Jovani Chappel intercepted a pass and returned it to the WVU 16-yard line. Two plays later, LeSean McCoy rushed in from 11-yards out. However, after the Panthers' two-point conversion failed, WVU maintained a 15-13 lead.

After a Mountaineer punt, Pitt received the ball with 5:07 left and drove 59 yards in 10 plays, finishing off the drive with McCoy's second rushing touchdown. Another failed two-point conversion gave the Panthers a 19-15 lead with 52 ticks left on the dock.

The Mountaineers drove down to the Pitt 18, but ran out of time, and the Panthers


claimed their second-straight victory in the series.

White led the Mountaineer offensive attack with 93 yards rushing and 143 yards passing to total 236 yards of offense. Cornerback Ellis Lankster led the WVU defense with nine tackles.

McCoy finished with 183 yards rushing and two touchdowns for Pitt. Stull passed for 156 yards, and Scott McKillop contributed seven tackles on the defensive side of the ball.

Final totals for West Virginia stood at 157 yards rushing and 143 passing for 300 yards of total offense. Pitt finished with 190 yards on the ground and 156 through the air for 346 yards of offense.

The loss dropped West Virginia to 7-4 overall and 4-2 in the BIG EAST, while the Panthers improved to 8-3 overall and 4-2 in the league.



Ellis Lankster

## Scoring and Statistical Summary

	1	2	3	4	F
West Virginia.....	0	3	9	3	15
Pitt .....	7	0	0	12	19

- 1st Pitt - Derek Kinder 30 pass from Bill Stull (Conor Lee kick)
- 2nd WVU - Pat McAfee 20 field goal
- 3rd WVU - McAfee 26 field goal
- WVU - Pat White 54 rush (Carmen Connolly run failed)
- WVU - McAfee 40 field goal
- 4th Pitt - LeSean McCoy 5 run (Stull run failed)
- Pitt - McCoy 1 run (Stull pass failed)

	WVU	Pitt
First Downs.....	13	23
Rushes/Yards.....	32/157	44/190
Passing Yardage.....	143	156
Passes .....	15/28/2	12/23/2
Punts .....	5/238/47.6	4/156/39.0
Fumbles/Lost.....	0/0	2/1
Return Yardage.....	89	153
Penalties/Yards.....	5/56	5/40
Time of Possession.....	28:11	31:49

**WVU RUSHING:** White 12-93; Sanders 4-37; **WVU PASSING:** White 15-28-0-2-143; **WVU RECEIVING:** Starks 4-38; Arnett 3-36; Devine 3-6; **WVU TACKLES (TFL/QS):** Lankster 9 (1/0); Ivy 7, Thomas 7(2/0), Andrews 7; **WVU INTERCEPTIONS:** Andrews, Hogan.

**PITT RUSHING:** McCoy 33-183; Collins 3-17; **PITT PASSING:** Stull 12-23-1-2-156; **PITT RECEIVING:** Byham 4-69; Porter 2-20; McCoy 2-17; **PITT (TFL/QS):** McKillop 7; DeCicco 6; Ransom 6; **PITT INTERCEPTIONS:** DeCicco, Chappel.

Attendance - 63,019

# Game 12: The USF Game

West Virginia 13, USF 7 • Dec. 6, 2008 • Morgantown, W.Va.

West Virginia closed out the 2008 regular season with a scrappy 13-7 win over South Florida as snow showers fell on senior night at Milan Puskar Stadium.

The win sent 19 West Virginia seniors out on top in their final home appearance, and it marked the last home game for quarterback Pat White. He responded by throwing one touchdown and accounting for 181 yards of total offense in leading the team to its eighth win of the year.

As a covering of snow was removed from the field just before game time, the two teams battled back and forth in the frigid weather.

West Virginia started strong and scored on the game's opening possession. White drove the Mountaineers 58 yards in 11 plays and capped it off with a 12-yard touchdown pass to freshman tight end Tyler Urban.

USF answered at the 11:05 mark of the second quarter when quarterback Matt Grothe rushed in from six-yards away to end a 75-yard drive, and tie the score at 7-7.

With USF driving late in the half, safety Sidney Glover intercepted Grothe at the WVU 15-yard line to end a Bulls' drive. Glover's pick left 33 seconds on the clock and that was enough time for White to move 52 yards in three plays to set up a Pat McAfee 45-yard field goal as time expired, giving West Virginia a 10-7 lead at the half.

In the third quarter, West Virginia took advantage of another USF turnover to set up a score. Cornerback Ellis Lankster intercepted Grothe on USF's opening possession of the third, giving WVU the ball on their own 49-yard line.

The Mountaineer offense moved into position for another McAfee field goal, and the kicker hit from 42-yards away, upping West Virginia's lead to 13-7 with 12:16 left in the third.

Little did anyone know that McAfee's third quarter field goal would be the final points in the contest as the two defenses took over from there.

The Mountaineers put together some drives, but the turnover bug caught the Mountaineers and ended one drive.

USF had one last chance at the 5:36 mark of the fourth quarter, after receiving the ball on their own 32-yard line after McAfee missed on a 48-yard field goal attempt.

Grothe drove the Bulls down to the WVU 16-yard line after completing three third-down conversions, but it was the Mountaineer defense that came up big in the end. The Mountaineer defense converted a tackle for loss of two yards and forced three straight incomplete passes to end the Bulls' drive as the unit captured its seventh second half shutout of the season.

To accompany White's totals, tailback Noel Devine added 90 yards rushing, while the Mountaineer defensive effort was led by cornerback Brandon Hogan and linebacker Pat Lazear with nine tackles each.

For USF, Grothe accounted for 64 yards rushing and 189 passing to lead the offense. Tyrone McKenzie and Kion Wilson finished with 11 tackles each.

Final totals showed West Virginia with 139 yards rushing and 141 passing to total 280 yards of total offense. USF finished with 167 yards on the ground and 189 through the air for 356 yards of total offense.

With the win, West Virginia finished the regular season at 8-4 and 5-2 in the BIG EAST, which tied the Mountaineers for second place. The loss dropped the Bulls to 7-5 overall and 2-5 in the league.

After the game, West Virginia accepted a bid to play in the Meineke Car Care Bowl, marking the seventh-straight bowl appearance for the Mountaineers.



Sidney Glover

## Scoring and Statistical Summary

	1	2	3	4	F
USF.....	0	7	0	0	7
West Virginia.....	7	3	3	0	13

1st	WVU - Tyler Urban 12 pass from Pat White (Pat McAfee kick)
2nd	USF - Matt Grothe 6 rush (Maikon Bonani kick)
	WVU - McAfee 45 FG
3rd	WVU - McAfee 42 FG

	WVU	USF
First Downs.....	21	22
Rushes/Yards.....	38/167	40/139
Passing Yardage.....	189	141
Passes.....	18/33/2	14/23/0
Punts.....	4/130/32.5	4/182/45.5
Fumbles/Lost.....	1/1	2/1
Return Yardage.....	26	8
Penalties/Yards.....	7/80	3/25
Time of Possession.....	30:28	29:32

**WVU RUSHING:** Devine 17-90; White 15-40; **WVU PASSING:** White 14-23-0-141; **WVU RECEIVING:** Sanders 5-38; Arnett 3-31; **WVU TACKLES (TFL/QS):** Hogan 9; Lazear 9; **WVU INTERCEPTIONS:** Glover, Lankster.

**USF RUSHING:** Grothe 9-64, Ford 14-62; **USF PASSING:** Grothe 18-33-2-189; **USF RECEIVING:** Bogan 4-50; Edwards 3-4; **USF TACKLES (TFL/QS):** McKenzie 11 (3/0) Wilson 11; **USF INTERCEPTIONS:** None.

**Attendance** - 48,019



# Game 13: The Meineke Car Care Bowl

West Virginia 31, North Carolina 30 • Dec. 27, 2008 • Charlotte, N.C.

West Virginia won its fourth straight bowl game in dramatic fashion with a 31-30 shootout victory over North Carolina in the Meineke Car Care Bowl in Charlotte.

Before a sell-out crowd of 73,712 fans, West Virginia standout quarterback Pat White played his last game in a Mountaineer uniform, and left with a performance that will go down as one of the great bowl outings in college football history.

White completed 26-of-32 passes for 332 yards and three touchdowns and rushed for 55 yards to total 387 yards of offense.

With the starting performance, White became the first quarterback in NCAA history to win four bowl games as he won the Sugar, Gator, Fiesta and Meineke Car Care Bowls.

It didn't take White and the Mountaineers long to get the shootout started as they scored on the game's opening possession. Tailback Noel Devine's 18-yard run ended an eight-play, 55-yard drive and gave West Virginia a 7-0 advantage.

North Carolina answered right back on its first possession, when quarterback T.J. Yates hit receiver Hakeem Nicks for a 73-yard touchdown to tie the game.

West Virginia came back just five-plays later, when White went to the air for the first of his three touchdown passes, and hit receiver Alric Arnett for a 44-yard strike, putting the Mountaineers up 14-7 with 5:11 left in the first.

The Tar Heels were not to be outdone and tied the game in just one offensive play when Nicks hauled in a 66-yard touchdown off a reverse pass from receiver Cooter Arnold.

Just before the wild first quarter ended, West Virginia went to the air again, and White found Bradley Starks over the middle for a 35-yard scoring play, giving the Mountaineers a 21-14 edge heading into the second quarter.

After the Mountaineer defense held Carolina on downs at the one-yard line, the WVU offense took over, but Devine was tackled in the end zone for a safety and UNC closed the deficit to 21-16.

North Carolina took its first lead, 23-21, at the 10:36 mark of the second quarter, when Yates found Nicks again for a 25-yard strike in the corner of the end zone.

A Tar Heel interception in the end zone just before halftime ended another WVU scoring opportunity and preserved the UNC advantage.

On the opening possession of the third quarter, the WVU offense was on the move again and drove 65-yards in 11 plays, capped off by a 25-yard Pat McAfee field goal for a 24-23 Mountaineer lead.

The offensive firepower continued later in the third when North Carolina regained the lead, 30-24, with a four-yard run from Yates in the right corner of the end zone.

Midway through the fourth quarter, WVU's



Pat White

fourth-down attempt on its own 44 was stopped, and UNC had all the momentum until the Mountaineer defense came up big, forcing a fumble as Robert Sands forced a fumble by UNC tailback Shaun Draughn that was recovered by J.T. Thomas at the WVU 30.

White completed a pass for 41 yards to Jock Sanders, then rushed for nine yards, before hitting Arnett for a 20-yard scoring toss and a 31-30 Mountaineer advantage with 7:14 left.

Both defenses traded stops, before UNC took over at its 26 with 3:15 left in the game. WVU's Pat Lazear ended the game four-plays later

when he intercepted Yates to seal the victory.

Along with White's great numbers, Arnett finished with 93 yards receiving and Nicks led the Tar Heels with 217 yards receiving and three scores.

West Virginia finished with 455 yards of total offense to UNC's 370, and evened the short series with UNC at 1-1. The Mountaineers finished the season at 9-4 while the Tar Heels dropped to 8-5. Aside from being the holder of 16 WVU, BIG EAST and NCAA records, White finished with an impressive 34-8 record in four years as West Virginia's starting quarterback.

## Scoring and Statistical Summary

	1	2	3	4	F
West Virginia .....	21	0	3	7	31
North Carolina .....	14	9	7	0	30

1st	WVU - Noel Devine 18 rush (Pat McAfee kick)
	UNC - Hakeem Nicks 73 pass from T.J. Yates (Casey Barth kick)
	WVU - Alric Arnett 44 pass from Pat White (McAfee kick)
	UNC - Nicks 66 pass from Cooter Arnold (Barth kick)
2nd	WVU - Bradley Starks 35 pass from White (McAfee kick)
	UNC - Team Safety
3rd	UNC - Nicks 25 pass from Yates (Barth kick)
	WVU - McAfee 25 FG
4th	UNC - Yates 4 rush (Barth kick)
	WVU - Arnett 20 pass from White (McAfee kick)

	WVU	UNC
First Downs .....	20	15
Rushes/Yards .....	42/123	29/93
Passing Yardage .....	332	277
Passes .....	26/32/1	16/26/1
Punts .....	3/133/44.3	5/200/40.0
Fumbles/Lost .....	2/1	2/1
Return Yardage .....	13	0
Penalties/Yards .....	1/10	4/37
Time of Possession .....	33:44	26:16

**WVU RUSHING:** Devine 13-61; White 21-55; **WVU PASSING:** White 26-32-1-332; **WVU RECEIVING:** Arnett 7-93; Sanders 5-70; **WVU TACKLES (TFL/QS):** Allen 7 (1/0); Sowers 5; Lankster 5; **WVU INTERCEPTIONS:** Lazear.

**UNC RUSHING:** Draughn 17-65; **UNC PASSING:** Yates 15-25-1-211; **UNC RECEIVING:** Nicks 8-217; **UNC TACKLES (TFL/QS):** Sturdivant 11; Searcy 10 (1/2); **UNC INTERCEPTIONS:** Williams.

Attendance - 73,712

**West Virginia Football**  
**West Virginia Game Results (as of Dec 28, 2008)**  
**All games**

Date	Opponent	Score	Overall Record	Conference Record	Time	Attend
Aug 30, 2008	VILLANOVA	W 48-21	1- 0- 0	0- 0- 0	3:22	60566
Sep 06, 2008	at East Carolina	3-24 L	1- 1- 0	0- 0- 0	2:54	43610
Sep 18, 2008	at Colorado	O 14-17 L	1- 2- 0	0- 0- 0	3:23	51883
Sep 27, 2008	MARSHALL	W 27-3	2- 2- 0	0- 0- 0	3:13	60154
* Oct 04, 2008	RUTGERS	W 24-17	3- 2- 0	1- 0- 0	3:12	59122
* Oct 11, 2008	SYRACUSE	W 17-6	4- 2- 0	2- 0- 0	2:59	58133
Oct.23, 2008	AUBURN	W 34-17	5- 2- 0	2- 0- 0	2:52	60765
* Nov 01, 2008	at Connecticut	W 35-13	6- 2- 0	3- 0- 0	3:09	40000
* Nov 08, 2008	CINCINNATI	O 23-26 L	6- 3- 0	3- 1- 0	3:35	59834
* Nov 22, 2008	at Louisville	W 35-21	7- 3- 0	4- 1- 0	3:16	34796
* Nov 28, 2008	at Pitt	15-19 L	7- 4- 0	4- 2- 0	3:15	63019
* Dec 06, 2008	USF	W 13-7	8- 4- 0	5- 2- 0	3:11	48019
^ Dec 27, 2008	vs North Carolina	W 31-30	9- 4- 0	5- 2- 0	3:06	73712

^ - Meineke Car Care Bowl, Charlotte, N.C.

Opponent	Score	-----FIRST DOWNS-----				----RUSHING----		-----PASSING-----			--TOTAL OFFENSE--		Return Yards	Turn-Overs
		Total	Rush	Pass	Pen	Number-Yards	Comp-Att-Int	Yards	Plays-Yards	Yards				
VILLANOVA.....	48-21	21/28	10/10	11/16	0/2	22-149 / 50-133	26-34- 1 / 21-37- 2	205/266	56-354 / 87-399	190/124	1/3			
East Carolina.....	3-24	12/20	9/8	3/10	0/2	36-179 / 42-143	11-18- 0 / 23-29- 0	72/243	54-251 / 71-386	110/30	2/0			
Colorado.....	14-17	16/24	13/11	2/11	1/2	52-311 / 45-187	10-15- 0 / 22-33- 1	43/179	67-354 / 78-366	111/84	1/2			
MARSHALL.....	27-3	26/13	16/6	9/5	1/2	42-319 / 25-39	22-28- 1 / 15-37- 1	174/119	70-493 / 62-158	28/242	2/3			
RUTGERS.....	24-17	17/14	9/3	8/10	0/1	50-175 / 26-72	14-19- 0 / 15-33- 0	158/198	69-333 / 59-270	137/97	0/0			
SYRACUSE.....	17-6	13/20	10/9	2/11	1/0	32-216 / 35-139	14-20- 0 / 25-42- 1	52/207	52-268 / 77-346	88/109	0/1			
AUBURN.....	34-17	25/16	14/10	8/6	3/0	35-271 / 45-149	13-21- 2 / 13-21- 1	174/111	56-445 / 66-260	68/194	2/1			
Connecticut.....	35-13	17/17	11/9	6/6	0/2	51-216 / 25-119	11-18- 0 / 17-37- 3	121/166	69-337 / 62-285	202/171	0/5			
CINCINNATI.....	23-26	19/12	7/4	9/7	3/1	42-98 / 33-82	20-38- 1 / 16-30- 0	219/178	80-317 / 63-260	133/138	2/0			
Louisville.....	35-21	16/26	11/12	4/12	1/2	41-376 / 38-198	6-11- 0 / 27-47- 3	122/276	52-498 / 85-474	114/60	1/5			
Pitt.....	15-19	13/23	6/12	5/9	2/2	32-157 / 44-190	15-28- 2 / 12-23- 2	143/156	60-300 / 67-346	89/153	2/3			
USF.....	13-7	22/21	11/8	6/13	5/0	40-139 / 38-167	14-23- 0 / 18-33- 2	141/189	63-280 / 71-356	67/73	1/3			
North Carolina.....	31-30	20/15	7/7	13/8	0/0	42-123 / 29-93	26-32- 1 / 16-26- 1	332/277	74-455 / 55-370	49/171	2/2			
Totals.....	319-221	237/249	134/109	86/124	17/16	517-2729/475-1711	202-305- 8/240-428-17	1956/2565	822-4685/ 903-4276	1386/1646	16/28			

Note: Game totals are displayed in the format TEAM/OPPONENT for each category

**West Virginia Football**  
**West Virginia Overall Team Statistics (as of Dec 28, 2008)**  
**All games**

<b>Team Statistics</b>	<b>WVU</b>	<b>OPP</b>
<b>SCORING</b>	319	221
Points Per Game	24.5	17.0
<b>FIRST DOWNS</b>	237	249
Rushing	134	109
Passing	86	124
Penalty	17	16
<b>RUSHING YARDAGE</b>	2729	1711
Yards gained rushing	3029	2029
Yards lost rushing	300	318
Rushing Attempts	517	475
Average Per Rush	5.3	3.6
Average Per Game	209.9	131.6
TDs Rushing	15	15
<b>PASSING YARDAGE</b>	1956	2565
Att-Comp-Int	305-202-8	428-240-17
Average Per Pass	6.4	6.0
Average Per Catch	9.7	10.7
Average Per Game	150.5	197.3
TDs Passing	22	11
<b>TOTAL OFFENSE</b>	4685	4276
Total Plays	822	903
Average Per Play	5.7	4.7
Average Per Game	360.4	328.9
<b>KICK RETURNS: #-Yards</b>	41-881	53-1484
<b>PUNT RETURNS: #-Yards</b>	28-221	23-121
<b>INT RETURNS: #-Yards</b>	17-235	8-36
<b>KICK RETURN AVERAGE</b>	21.5	28.0
<b>PUNT RETURN AVERAGE</b>	7.9	5.3
<b>INT RETURN AVERAGE</b>	13.8	4.5
<b>FUMBLES-LOST</b>	20-8	21-11
<b>PENALTIES-Yards</b>	59-535	77-662
Average Per Game	41.2	50.9
<b>PUNTS-Yards</b>	62-2772	64-2609
Average Per Punt	44.7	40.8
Net punt average	40.5	35.8
<b>TIME OF POSSESSION/Game</b>	29:03	30:57
<b>3RD-DOWN Conversions</b>	74/177	79/188
3rd-Down Pct	42%	42%
<b>4TH-DOWN Conversions</b>	4/13	7/22
4th-Down Pct	31%	32%
<b>SACKS BY-Yards</b>	25-161	18-109
<b>MISC YARDS</b>	0	0
<b>TOUCHDOWNS SCORED</b>	38	27
<b>FIELD GOALS-ATTEMPTS</b>	17-20	11-18
<b>ON-SIDE KICKS</b>	1-1	1-2
<b>RED-ZONE SCORES</b>	29-41 71%	28-44 64%
<b>RED-ZONE TOUCHDOWNS</b>	20-41 49%	19-44 43%
<b>PAT-ATTEMPTS</b>	36-36 100%	24-24 100%
<b>ATTENDANCE</b>	406593	233308
Games/Avg Per Game	7/58085	5/46662
Neutral Site Games		1/73712

<b>Score by Quarters</b>	<b>1st</b>	<b>2nd</b>	<b>3rd</b>	<b>4th</b>	<b>OT</b>	<b>Total</b>
West Virginia	70	67	101	78	3	319
Opponents	81	70	21	40	9	221



**West Virginia Football**  
**West Virginia Overall Individual Statistics (as of Dec 28, 2008)**  
**All games**

<u>Rushing</u>	<u>gp</u>	<u>att</u>	<u>gain</u>	<u>loss</u>	<u>net</u>	<u>avg</u>	<u>td</u>	<u>lg</u>	<u>avg/g</u>
DEVINE, Noel	13	206	1338	49	1289	6.3	4	92	99.2
WHITE, Pat	12	191	1109	135	974	5.1	8	66	81.2
SANDERS, Jock	13	48	278	28	250	5.2	2	29	19.2
BROWN, Jarrett	9	36	202	33	169	4.7	1	35	18.8
RODGERS, Mark	13	15	82	2	80	5.3	0	19	6.2
COOPER, Zac	13	1	18	0	18	18.0	0	18	1.4
JALLOH, Dorrell	13	1	2	0	2	2.0	0	2	0.2
ARNETT, Alric	13	2	0	4	-4	-2.0	0	0	-0.3
TEAM	11	17	0	49	-49	-2.9	0	0	-4.5
Total	13	517	3029	300	2729	5.3	15	92	209.9
Opponents	13	475	2029	318	1711	3.6	15	40	131.6

<u>Passing</u>	<u>gp</u>	<u>effic</u>	<u>comp-att-int</u>	<u>pct</u>	<u>yds</u>	<u>td</u>	<u>lg</u>	<u>avg/g</u>
WHITE, Pat	12	142.35	180-274-7	65.7	1842	21	52	153.5
BROWN, Jarrett	9	109.59	22-30-1	73.3	114	1	25	12.7
STARKS, Bradley	9	0.00	0-1-0	0.0	0	0	0	0.0
Total	13	138.66	202-305-8	66.2	1956	22	52	150.5
Opponents	13	106.95	240-428-17	56.1	2565	11	73	197.3

<u>Receiving</u>	<u>gp</u>	<u>no.</u>	<u>yds</u>	<u>avg</u>	<u>td</u>	<u>lg</u>	<u>avg/g</u>
SANDERS, Jock	13	53	462	8.7	7	41	35.5
ARNETT, Alric	13	35	466	13.3	6	52	35.8
DEVINE, Noel	13	35	185	5.3	0	17	14.2
JALLOH, Dorrell	13	29	358	12.3	5	35	27.5
STARKS, Bradley	9	17	168	9.9	1	35	18.7
LYONS, Wes	12	11	104	9.5	0	19	8.7
JOHNSON, Will	10	9	64	7.1	1	12	6.4
GONZALES, Tito	10	5	57	11.4	0	22	5.7
URBAN, Tyler	13	4	79	19.8	2	25	6.1
KOVATCH, Ricky	12	1	19	19.0	0	19	1.6
BROWN, Jarrett	9	1	-1	-1.0	0	0	-0.1
CAPERS, Selvish	13	1	-2	-2.0	0	0	-0.2
RODGERS, Mark	13	1	-3	-3.0	0	0	-0.2
Total	13	202	1956	9.7	22	52	150.5
Opponents	13	240	2565	10.7	11	73	197.3

<u>Punt Returns</u>	<u>no.</u>	<u>yds</u>	<u>avg</u>	<u>td</u>	<u>lg</u>
LANKSTER, Ellis	20	171	8.6	0	36
SANDERS, Jock	4	6	1.5	0	7
HOGAN, Brandon	3	18	6.0	0	11
THOMAS, J.T.	1	26	26.0	0	0
Total	28	221	7.9	0	36
Opponents	23	121	5.3	0	18

<u>Interceptions</u>	<u>no.</u>	<u>yds</u>	<u>avg</u>	<u>td</u>	<u>lg</u>
LANKSTER, Ellis	3	38	12.7	0	29
IVY, Mortty	3	48	16.0	1	29
HOGAN, Brandon	3	61	20.3	0	26
WILLIAMS, Reed	1	11	11.0	0	11
HOLMES, John	1	0	0.0	0	0
SOWERS, Nate	1	0	0.0	0	0
LAZEAR, Pat	1	13	13.0	0	13
GOODE, Najee	1	28	28.0	0	28
LEONARD, Anthony	1	36	36.0	0	36
GLOVER, Sidney	1	0	0.0	0	0
ANDREWS, Quinton	1	0	0.0	0	0
Total	17	235	13.8	1	36
Opponents	8	36	4.5	0	18

<u>Kick Returns</u>	<u>no.</u>	<u>yds</u>	<u>avg</u>	<u>td</u>	<u>lg</u>
RODGERS, Mark	22	464	21.1	0	44
LANKSTER, Ellis	8	195	24.4	0	32
SANDERS, Jock	6	130	21.7	0	32
DEVINE, Noel	3	63	21.0	0	24
HOGAN, Brandon	1	21	21.0	0	21
KOVATCH, Ricky	1	8	8.0	0	8
Total	41	881	21.5	0	44
Opponents	53	1484	28.0	1	100

<u>Fumble Returns</u>	<u>no.</u>	<u>yds</u>	<u>avg</u>	<u>td</u>	<u>lg</u>
BERRY, Scooter	2	19	9.5	0	19
IVY, Mortty	1	30	30.0	0	30
Total	3	49	16.3	0	30
Opponents	1	5	5.0	0	5

**West Virginia Football**  
**West Virginia Overall Individual Statistics (as of Dec 28, 2008)**  
**All games**

Scoring	td	fg	PAT				dpx	saf	pts
			kick	rush	rcv	pass			
MCAFEE, Pat	-	17-20	36-36	-	-	-	-	87	
SANDERS, Jock	9	-	-	-	-	-	-	54	
WHITE, Pat	8	-	-	1-1	-	-	-	50	
ARNETT, Alric	6	-	-	-	-	-	-	36	
JALLOH, Dorrell	5	-	-	-	-	-	-	30	
DEVINE, Noel	4	-	-	-	-	-	-	24	
URBAN, Tyler	2	-	-	-	-	-	-	12	
BROWN, Jarrett	1	-	-	-	-	-	-	6	
STARKS, Bradley	1	-	-	-	-	-	-	6	
IVY, Mortty	1	-	-	-	-	-	-	6	
JOHNSON, Will	1	-	-	-	-	-	-	6	
TEAM	-	-	-	-	-	-	1	2	
CONNOLLY, Carmen	-	-	-	0-1	-	-	-	0	
<b>Total</b>	<b>38</b>	<b>17-20</b>	<b>36-36</b>	<b>1-2</b>	<b>-</b>	<b>-</b>	<b>- 1</b>	<b>319</b>	
<b>Opponents</b>	<b>27</b>	<b>11-18</b>	<b>24-24</b>	<b>0-1</b>	<b>-</b>	<b>0-1</b>	<b>- 1</b>	<b>221</b>	

Total Offense	g	plays	rush	pass	total	avg/g
WHITE, Pat	12	465	974	1842	2816	234.7
DEVINE, Noel	13	206	1289	0	1289	99.2
BROWN, Jarrett	9	66	169	114	283	31.4
SANDERS, Jock	13	48	250	0	250	19.2
RODGERS, Mark	13	15	80	0	80	6.2
COOPER, Zac	13	1	18	0	18	1.4
JALLOH, Dorrell	13	1	2	0	2	0.2
ARNETT, Alric	13	2	-4	0	-4	-0.3
TEAM	11	17	-49	0	-49	-4.5
<b>Total</b>	<b>13</b>	<b>822</b>	<b>2729</b>	<b>1956</b>	<b>4685</b>	<b>360.4</b>
<b>Opponents</b>	<b>13</b>	<b>903</b>	<b>1711</b>	<b>2565</b>	<b>4276</b>	<b>328.9</b>

Field Goals	fg	pct.	01-19	20-29	30-39	40-49	50-99	lg	blk
MCAFEE, Pat	17-20	85.0	0-0	6-8	4-4	5-6	2-2	52	0

FG Sequence	West Virginia	Opponents
Villanova	(52),(33)	42
East Carolina	(26)	(42),43
Colorado	23	(25)
Marshall	(39),(36)	(34),24
Rutgers	(40)	(23)
Syracuse	(33)	(26),(53)
Auburn	(23),(42)	(19),44
Connecticut	-	(36),(38)
Cincinnati	(52),(27)	(46),(31),29
Louisville	21	30
Pitt	(20),(26),(40)	40
USF	(45),(42),48	-
North Carolina	(25)	-

Punting	no.	yds	avg	lg	tb	fc	i20	50+	blk
MCAFEE, Pat	62	2772	44.7	65	7	16	25	20	0
<b>Total</b>	<b>62</b>	<b>2772</b>	<b>44.7</b>	<b>65</b>	<b>7</b>	<b>16</b>	<b>25</b>	<b>20</b>	<b>0</b>
<b>Opponents</b>	<b>64</b>	<b>2609</b>	<b>40.8</b>	<b>63</b>	<b>5</b>	<b>10</b>	<b>21</b>	<b>14</b>	<b>1</b>

Kickoffs	no.	yds	avg	tb	ob	retn	net	ydln
MCAFEE, Pat	64	3865	60.4	8	0			
<b>Total</b>	<b>64</b>	<b>3865</b>	<b>60.4</b>	<b>8</b>	<b>0</b>	<b>28.0</b>	<b>34.7</b>	<b>30</b>
<b>Opponents</b>	<b>48</b>	<b>2826</b>	<b>58.9</b>	<b>2</b>	<b>2</b>	<b>21.5</b>	<b>39.7</b>	<b>25</b>

Numbers in (parentheses) indicate field goal was made.

**West Virginia Football**  
**West Virginia Overall Individual Statistics (as of Dec 28, 2008)**  
**All games**

<u>All Purpose</u>	<u>g</u>	<u>rush</u>	<u>rcv</u>	<u>pr</u>	<u>kr</u>	<u>ir</u>	<u>total</u>	<u>avg/g</u>
DEVINE, Noel	13	1289	185	0	63	0	1537	118.2
WHITE, Pat	12	974	0	0	0	0	974	81.2
SANDERS, Jock	13	250	462	6	130	0	848	65.2
RODGERS, Mar	13	80	-3	0	464	0	541	41.6
ARNETT, Alric	13	-4	466	0	0	0	462	35.5
LANKSTER, Elli	13	0	0	171	195	38	404	31.1
JALLOH, Dorrell	13	2	358	0	0	0	360	27.7
STARKS, Bradle	9	0	168	0	0	0	168	18.7
BROWN, Jarrett	9	169	-1	0	0	0	168	18.7
LYONS, Wes	12	0	104	0	0	0	104	8.7
HOGAN, Brando	12	0	0	18	21	61	100	8.3
URBAN, Tyler	13	0	79	0	0	0	79	6.1
JOHNSON, Will	10	0	64	0	0	0	64	6.4
GONZALES, Tit	10	0	57	0	0	0	57	5.7
IVY, Mortty	13	0	0	0	0	48	48	3.7
LEONARD, Anth	11	0	0	0	0	36	36	3.3
GOODE, Najee	13	0	0	0	0	28	28	2.2
KOVATCH, Rick	12	0	19	0	8	0	27	2.2
THOMAS, J.T.	13	0	0	26	0	0	26	2.0
COOPER, Zac	13	18	0	0	0	0	18	1.4
LAZEAR, Pat	13	0	0	0	0	13	13	1.0
WILLIAMS, Ree	2	0	0	0	0	11	11	5.5
CAPERS, Selvis	13	0	-2	0	0	0	-2	-0.2
TEAM	11	-49	0	0	0	0	-49	-4.5
Total	13	2729	1956	221	881	235	6022	463.2
Opponents	13	1711	2565	121	1484	36	5917	455.2



West Virginia Football  
West Virginia Overall Defensive Statistics (as of Dec 28, 2008)  
All games

##	Defensive Leaders	gp	Tackles			Sacks tfl/yds	Pass defense		Fumbles		blkd		ff	kick
			ua	a	tot		no-yds	int-yds	brup	qbh	rcv-yds			
44	IVY, Mortty	13	43	47	90	7.0-14	0.5-3	3-48	6	1	1-30	.	.	
8	ANDREWS, Quinton	13	45	32	77	4.0-11	1.0-3	1-0	6	1	1-0	1	.	
2	LANKSTER, Ellis	13	47	21	68	2.5-14	.	3-38	7	.	.	1	.	
30	THOMAS, J.T.	13	23	42	65	10.0-46	3.0-24	.	3	1	1-0	2	1	
11	GLOVER, Sidney	11	34	27	61	4.5-18	1.0-7	1-0	6	1	1-0	1	.	
22	HOGAN, Brandon	12	40	20	60	0.5-3	0.5-3	3-61	7	.	2-0	.	.	
45	LEONARD, Anthony	11	19	40	59	1.5-4	0.5-3	1-36	1	.	.	1	.	
20	ALLEN, Franchot	13	24	25	49	3.5-8	1.0-2	.	.	.	.	.	.	
90	NEILD, Chris	13	20	27	47	4.5-12	2.5-9	.	1	.	.	1	.	
24	SMITH, Eain	13	16	22	38	0.5-2	.	.	1	.	.	.	.	
93	BERRY, Scooter	13	14	20	34	5.5-25	1.5-10	.	3	.	3-19	1	.	
28	SANDS, Robert	13	17	16	33	.	.	.	.	.	.	1	.	
1	HOLMES, John	13	16	15	31	7.0-41	5.0-38	1-0	1	.	.	3	.	
31	LAZEAR, Pat	13	12	18	30	1.0-3	.	1-13	.	.	.	.	.	
91	SLAVONIC, Doug	12	10	17	27	2.5-9	2.5-9	.	1	.	1-0	1	.	
49	GOULBOURNE, Ovid	12	16	9	25	0.5-3	0.5-3	.	.	.	.	.	.	
97	MILLER, Julian	13	11	10	21	3.5-35	3.5-35	.	3	1	1-0	.	.	
12	SOWERS, Nate	12	13	7	20	0.5-1	.	1-0	2	.	.	.	.	
17	RICHARDSON, Kent	13	12	7	19	1.0-1	.	.	.	1	.	.	.	
47	WILLIAMS, Reed	2	10	7	17	2.0-4	.	1-11	1	.	.	.	.	
98	LIEBIG, Pat	8	3	11	14	.	.	.	.	.	.	.	.	
52	GOODE, Najee	13	5	7	12	.	.	1-28	.	.	.	.	.	
57	COOPER, Zac	13	4	7	11	1.5-11	1.5-11	.	.	.	.	.	.	
10	DERVIL, Guesly	12	6	5	11	.	.	.	.	.	.	.	.	
29	HALE, Trippe	13	7	3	10	.	.	.	.	.	.	.	.	
42	SIMS, Archie	10	3	4	7	.	.	.	.	.	.	.	.	
27	STUART, Courtney	11	2	4	6	.	.	.	.	.	.	.	.	
38	TANDY, Keith	6	4	2	6	.	.	.	.	.	.	.	.	
92	FORD, Larry	13	2	4	6	1.5-3	0.5-1	.	1	1	.	.	.	
54	LEWIS, Jim	5	3	2	5	.	.	.	.	.	.	.	.	
40	MCAFEE, Pat	13	3	.	3	.	.	.	.	.	.	.	.	
99	MERROW, Thor	3	.	2	2	.	.	.	.	.	.	.	.	
86	MORRONE, Sammy	13	1	.	1	.	.	.	.	.	.	.	.	
62	STANCHEK, Ryan	13	1	.	1	.	.	.	.	.	.	.	.	
66	CAPERS, Selvish	13	1	.	1	.	.	.	.	.	.	.	.	
46	HUGHES, Adam	13	.	1	1	.	.	.	.	.	.	.	.	
94	TAYLOR, Josh	1	.	1	1	.	.	.	.	.	.	.	.	
23	RODGERS, Mark	13	1	.	1	.	.	.	.	.	.	.	.	
83	GONZALES, Tito	10	1	.	1	.	.	.	.	.	.	.	.	
73	FIGNER, Jake	13	1	.	1	.	.	.	.	.	.	.	.	
9	SANDERS, Jock	13	1	.	1	.	.	.	.	.	.	.	.	
34	MCCLOSKEY, John	1	.	1	1	.	.	.	.	.	.	.	.	
TM	TEAM	11	.	.	.	.	.	.	.	.	.	.	.	
Total		13	491	483	974	65-268	25-161	17-235	50	7	11-49	13	1	
Opponents		13	529	393	922	77-259	18-109	8-36	20	10	8-5	10	.	

**West Virginia Football**  
**West Virginia Team Game-by-Game (as of Dec 28, 2008)**  
**All games**

**TEAM STATISTICS**

Date	Opponent	Rushing				Receiving				Passing				Kick Returns				Punt Returns				tot off
		no.	yds	td	lg	no.	yds	td	lg	cmp-att-int	yds	td	lg	no.	yds	td	lg	no.	yds	td	lg	
Aug 30	VILLANOVA	22	149	0	24	26	205	5	34	26-34-1	205	5	34	3	80	0	32	2	51	0	25	354
Sep 06	at East Carolina	36	179	0	34	11	72	0	13	11-18-0	72	0	13	5	101	0	25	3	9	0	6	251
Sep 18	at Colorado	52	311	2	44	10	43	0	18	10-15-0	43	0	18	1	36	0	36	3	64	0	36	354
Sep 27	MARSHALL	42	319	1	36	22	174	2	25	22-28-1	174	2	25	2	38	0	20	1	-10	0	0	493
Oct 04	RUTGERS	50	175	1	18	14	158	2	25	14-19-0	158	2	25	4	73	0	31	6	64	0	34	333
Oct 11	SYRACUSE	32	216	1	92	14	52	1	12	14-20-0	52	1	12	3	63	0	27	3	25	0	12	268
Oct 23	AUBURN	35	271	1	36	13	174	3	44	13-21-2	174	3	44	2	38	0	21	2	-1	0	2	445
Nov 01	at Connecticut	51	216	4	36	11	121	1	35	11-18-0	121	1	35	4	102	0	44	4	12	0	9	337
Nov 08	CINCINNATI	42	98	0	15	20	219	2	30	20-38-1	219	2	30	6	127	0	32	2	6	0	7	317
Nov 22	at Louisville	41	376	3	79	6	122	2	52	6-11-0	122	2	52	3	50	0	18	1	1	0	0	498
Nov 28	at Pitt	32	157	1	54	15	143	0	24	15-28-2	143	0	24	4	78	0	22	0	0	0	0	300
Dec 06	USF	40	139	0	20	14	141	1	26	14-23-0	141	1	26	2	59	0	32	0	0	0	0	280
Dec 27	vs North Carolina	42	123	1	18	26	332	3	44	26-32-1	332	3	44	2	36	0	20	1	0	0	0	455
Opponents		517	2729	15	92	202	1956	22	52	202-305-8	1956	22	52	41	881	0	44	28	221	0	36	4685
Opponents		475	1711	15	40	240	2565	11	73	240-428-17	2565	11	73	53	1484	1	100	23	121	0	18	4276

Games played: 13  
 Avg per rush: 5.3  
 Avg per catch: 9.7  
 Pass efficiency: 138.66  
 Kick ret avg: 21.5  
 Punt ret avg: 7.9  
 All purpose avg/game: 463.2  
 Total offense avg/gm: 360.4

Date	Opponent	Tackles				Sacks	Fumble		Pass Defense			Blkd kick	PAT Attempts			saf	pts	
		ua	a	total	tfl-yds		no-yds	ff	fr-yds	int-yds	qbh		brup	kick	rush			rcv
Aug 30	VILLANOVA	39	50	89	7.0-44	6.0-42	1	1-30	2-29	0	3	1	6-6	0	0	0	0	48
Sep 06	at East Carolina	29	66	95	7.0-19	1.0-1	0	0-0	0-0	2	1	0	0-0	0	0	0	0	3
Sep 18	at Colorado	69	25	94	5.0-29	2.0-18	2	1-0	1-11	0	4	0	2-2	0	0	0	0	14
Sep 27	MARSHALL	29	28	57	4.0-11	1.0-5	2	2-0	1-0	0	5	0	3-3	0	0	0	0	27
Oct 04	RUTGERS	22	40	62	5.0-8	1.0-1	0	0-0	0-0	0	5	0	3-3	0	0	0	0	24
Oct 11	SYRACUSE	37	44	81	3.0-14	3.0-14	0	0-0	1-0	0	6	0	2-2	0	0	0	0	17
Oct 23	AUBURN	31	52	83	4.0-11	1.0-8	1	0-0	1-31	0	2	0	4-4	0	0	0	0	34
Nov 01	at Connecticut	30	38	68	4.0-16	0.0-0	2	2-19	3-69	0	4	0	5-5	0	0	0	0	35
Nov 08	CINCINNATI	29	44	73	8.0-38	3.0-25	0	0-0	0-0	0	6	0	1-1	1	0	1	23	
Nov 22	at Louisville	61	12	73	3.0-21	3.0-21	2	2-0	3-63	0	8	0	5-5	0	0	0	0	35
Nov 28	at Pitt	45	30	75	6.0-24	2.0-13	1	1-0	2-11	4	4	0	0-0	0	0	0	0	15
Dec 06	USF	38	36	74	4.0-15	1.0-6	1	1-0	2-8	0	1	0	1-1	0	0	0	0	13
Dec 27	vs North Carolina	32	18	50	5.0-18	1.0-7	1	1-0	1-13	1	1	0	4-4	0	0	0	0	31
Opponents		491	483	974	65.0-268	25.0-161	13	11-49	17-235	7	50	1	36-36	1	0	1	319	
Opponents		529	393	922	77.0-259	18.0-109	10	8-5	8-36	10	20	0	24-24	0	0	1	221	

Date	Opponent	Punting										Field Goals			Kickoffs				
		no.	yds	avg	long	blkd	tb	fc	50+	i20	md-att	long	blkd	no.	yds	avg	tb	ob	
Aug 30	VILLANOVA	2	85	42.5	45	0	0	2	0	1	2-2	52	0	8	530	66.2	3	0	
Sep 06	at East Carolina	5	225	45.0	64	0	1	2	2	3	1-1	26	0	2	125	62.5	1	0	
Sep 18	at Colorado	7	310	44.3	53	0	0	2	3	4	0-1	0	0	3	208	69.3	0	0	
Sep 27	MARSHALL	2	113	56.5	65	0	0	0	1	2	2-2	39	0	6	373	62.2	0	0	
Oct 04	RUTGERS	5	210	42.0	46	0	1	3	0	2	1-1	40	0	5	302	60.4	1	0	
Oct 11	SYRACUSE	7	329	47.0	54	0	1	0	4	4	1-1	33	0	4	268	67.0	0	0	
Oct 23	AUBURN	1	42	42.0	42	0	0	0	0	0	2-2	42	0	7	449	64.1	2	0	
Nov 01	at Connecticut	8	329	41.1	59	0	2	3	3	2	0-0	0	0	6	369	61.5	0	0	
Nov 08	CINCINNATI	9	412	45.8	56	0	0	2	4	1	2-2	52	0	2	115	57.5	0	0	
Nov 22	at Louisville	4	164	41.0	49	0	1	0	0	2	0-1	0	0	6	279	46.5	0	0	
Nov 28	at Pitt	5	238	47.6	53	0	0	0	1	2	3-3	40	0	5	282	56.4	0	0	
Dec 06	USF	4	182	45.5	55	0	1	0	1	0	2-3	45	0	3	195	65.0	1	0	
Dec 27	vs North Carolina	3	133	44.3	50	0	0	2	1	2	1-1	25	0	7	370	52.9	0	0	
Opponents		62	2772	44.7	65	0	7	16	20	25	17-20	52	0	64	3865	60.4	8	0	
Opponents		64	2609	40.8	63	1	5	10	14	21	11-18	53	0	48	2826	58.9	2	2	

**West Virginia Football**  
**West Virginia Opponent Game-by-Game (as of Dec 28, 2008)**  
**All games**

**OPPONENT STATISTICS**

Date	Opponent	Rushing				Receiving				Passing				Kick Returns				Punt Returns				tot off
		no.	yds	td	lg	no.	yds	td	lg	cmp-att-int	yds	td	lg	no.	yds	td	lg	no.	yds	td	lg	
Aug 30	VILLANOVA	50	133	3	16	21	266	0	25	21-37-2	266	0	25	5	124	0	39	0	0	0	0	399
Sep 06	at East Carolina	42	143	2	15	23	243	1	35	23-29-0	243	1	35	1	25	0	25	0	0	0	0	386
Sep 18	at Colorado	45	187	0	19	22	179	2	38	22-33-1	179	2	38	3	69	0	28	4	15	0	4	366
Sep 27	MARSHALL	25	39	0	10	15	119	0	17	15-37-1	119	0	17	6	239	0	75	1	3	0	3	158
Oct 04	RUTGERS	26	72	1	10	15	198	1	28	15-33-0	198	1	28	4	86	0	26	1	11	0	11	270
Oct 11	SYRACUSE	35	139	0	24	25	207	0	25	25-42-1	207	0	25	4	100	0	28	3	9	0	12	346
Oct 23	AUBURN	45	149	1	14	13	111	1	22	13-21-1	111	1	22	4	172	0	69	1	2	0	2	260
Nov 01	at Connecticut	25	119	1	21	17	166	0	22	17-37-3	166	0	22	6	161	0	36	2	10	0	5	285
Nov 08	CINCINNATI	33	82	1	13	16	178	1	66	16-30-0	178	1	66	2	117	1	100	4	19	0	8	260
Nov 22	at Louisville	38	198	2	40	27	276	1	47	27-47-3	276	1	47	5	56	0	17	1	4	0	4	474
Nov 28	at Pitt	44	190	2	16	12	156	1	30	12-23-2	156	1	30	5	117	0	35	3	22	0	18	346
Dec 06	USF	38	167	1	19	18	189	0	30	18-33-2	189	0	30	2	47	0	29	3	26	0	13	356
Dec 27	vs North Carolina	29	93	1	23	16	277	3	73	16-26-1	277	3	73	6	171	0	46	0	0	0	0	370
West Virginia		475	1711	15	40	240	2565	11	73	240-428-17	2565	11	73	53	1484	1	100	23	121	0	18	4276
		517	2729	15	92	202	1956	22	52	202-305-8	1956	22	52	41	881	0	44	28	221	0	36	4685

Games played: 13  
 Avg per rush: 3.6  
 Avg per catch: 10.7  
 Pass efficiency: 106.95  
 Kick ret avg: 28.0  
 Punt ret avg: 5.3  
 All purpose avg/game: 455.2  
 Total offense avg/gm: 328.9

Date	Opponent	Tackles				Sacks no-yds	Fumble		Pass Defense			Blkd kick	PAT Attempts				pts	
		ua	a	total	tfl-yds		ff	fr-yds	int-yds	qbh	brup		kick	rush	rcv	saf		
Aug 30	VILLANOVA	32	32	64	4.0-12	0.0-0	0	0-0	1-0	0	1	0	3-3	0	0	0	0	21
Sep 06	at East Carolina	27	50	77	6.0-17	3.0-13	2	2-5	0-0	1	1	0	3-3	0	0	0	0	24
Sep 18	at Colorado	63	21	84	5.0-12	0.0-0	1	1-0	0-0	2	2	0	2-2	0	0	0	0	17
Sep 27	MARSHALL	43	32	75	6.0-15	0.0-0	0	1-0	1-0	0	2	0	0-0	0	0	0	0	3
Oct 04	RUTGERS	44	44	88	9.0-29	0.0-0	0	0-0	0-0	0	1	0	2-2	0	0	0	0	17
Oct 11	SYRACUSE	32	30	62	8.0-32	2.0-16	1	0-0	0-0	0	1	0	0-0	0	0	0	0	6
Oct 23	AUBURN	36	22	58	6.0-28	2.0-22	2	0-0	2-20	0	1	0	2-2	0	0	0	0	17
Nov 01	at Connecticut	43	46	89	5.0-14	1.0-5	0	0-0	0-0	0	1	0	1-1	0	0	0	0	13
Nov 08	CINCINNATI	43	42	85	9.0-28	4.0-19	0	1-0	1-2	0	4	0	2-2	0	0	0	0	26
Nov 22	at Louisville	37	14	51	1.0-1	0.0-0	2	1-0	0-0	0	1	0	3-3	0	0	0	0	21
Nov 28	at Pitt	38	16	54	5.0-19	0.0-0	0	0-0	2-14	7	3	0	1-1	0	0	0	0	19
Dec 06	USF	39	28	67	6.0-27	2.0-15	1	1-0	0-0	0	1	0	1-1	0	0	0	0	7
Dec 27	vs North Carolina	52	16	68	7.0-25	4.0-19	1	1-0	1-0	0	1	0	4-4	0	0	0	1	30
West Virginia		529	393	922	77.0-259	18.0-109	10	8-5	8-36	10	20	0	24-24	0	0	0	1	221
		491	483	974	65.0-268	25.0-161	13	11-49	17-235	7	50	1	36-36	1	0	0	1	319

Date	Opponent	Punting							Field Goals			Kickoffs						
		no.	yds	avg	long	blkd	tb	fc	50+	i20	md-att	long	blkd	no.	yds	avg	tb	ob
Aug 30	VILLANOVA	4	117	29.2	42	1	1	0	0	0	0-1	0	0	4	208	52.0	0	0
Sep 06	at East Carolina	4	164	41.0	48	0	0	0	0	1	1-2	42	0	5	314	62.8	0	0
Sep 18	at Colorado	7	333	47.6	54	0	2	1	4	2	1-1	25	0	3	204	68.0	2	0
Sep 27	MARSHALL	3	138	46.0	48	0	0	1	0	2	1-2	34	0	2	132	66.0	0	0
Oct 04	RUTGERS	7	301	43.0	53	0	0	1	1	2	1-1	23	0	4	237	59.2	0	0
Oct 11	SYRACUSE	5	224	44.8	63	0	1	0	2	0	2-2	53	0	3	195	65.0	0	0
Oct 23	AUBURN	6	204	34.0	54	0	0	1	1	2	1-2	19	0	3	187	62.3	0	1
Nov 01	at Connecticut	6	252	42.0	49	0	0	0	0	3	2-2	38	0	4	272	68.0	0	0
Nov 08	CINCINNATI	7	317	45.3	54	0	0	2	4	2	2-3	46	0	6	391	65.2	0	0
Nov 22	at Louisville	2	73	36.5	38	0	1	0	0	0	0-1	0	0	3	172	57.3	0	0
Nov 28	at Pitt	4	156	39.0	50	0	0	2	1	4	0-1	0	0	4	241	60.2	0	0
Dec 06	USF	4	130	32.5	39	0	0	1	0	2	0-0	0	0	2	113	56.5	0	0
Dec 27	vs North Carolina	5	200	40.0	55	0	0	1	1	1	0-0	0	0	5	160	32.0	0	1
West Virginia		64	2609	40.8	63	1	5	10	14	21	11-18	53	0	48	2826	58.9	2	2
		62	2772	44.7	65	0	7	16	20	25	17-20	52	0	64	3865	60.4	8	0



**West Virginia Football**  
**West Virginia Red-Zone Results (as of Dec 28, 2008)**  
**All games**

**West Virginia Inside Opponent Red-Zone**

Date	Opponent	Score	Times In RZ	Times Scored	Total Pts	Rush TDs	Pass TDs	FGs Made	Failed to score inside RZ						
									FGA	Down	Int	Fumb	Half	Game	
Aug 30, 2008	VILLANOVA	W 48-21	4	4	24	3	0	3	1	0	0	0	0	0	0
Sep 06, 2008	at East Carolina	L 3-24	1	1	3	0	0	0	1	0	0	0	0	0	0
Sep 18, 2008	at Colorado	L 14-17	2	1	7	1	1	0	0	0	1	0	0	0	0
Sep 27, 2008	MARSHALL	W 27-3	5	3	17	2	1	1	1	0	0	0	0	2	0
Oct 04, 2008	RUTGERS	W 24-17	3	3	17	2	1	1	1	0	0	0	0	0	0
Oct 11, 2008	SYRACUSE	W 17-6	2	2	10	1	0	1	1	0	0	0	0	0	0
Oct.23, 2008	AUBURN	W 34-17	3	2	10	1	0	1	1	0	0	1	0	0	0
Nov 01, 2008	at Connecticut	W 35-13	4	4	28	4	3	1	0	0	0	0	0	0	0
Nov 08, 2008	CINCINNATI	L 23-26	4	2	15	2	0	2	0	0	1	1	0	0	0
Nov 22, 2008	at Louisville	W 35-21	5	1	7	1	1	0	0	1	1	0	1	1	0
Nov 28, 2008	at Pitt	L 15-19	3	2	6	0	0	0	2	0	1	0	0	0	0
Dec 06, 2008	USF	W 13-7	1	1	7	1	0	1	0	0	0	0	0	0	0
Dec 27, 2008	vs North Carolina	W 31-30	4	3	17	2	1	1	1	0	0	1	0	0	0
Totals			41	29	168	20	8	12	9	1	4	3	1	3	0
29 of 41 (70.7%)															

**Opponents Inside West Virginia Red-Zone**

Date	Opponent	Score	Times In RZ	Times Scored	Total Pts	Rush TDs	Pass TDs	FGs Made	Failed to score inside RZ						
									FGA	Down	Int	Fumb	Half	Game	
Aug 30, 2008	VILLANOVA	W 48-21	4	3	21	3	3	0	0	0	0	0	1	0	0
Sep 06, 2008	at East Carolina	L 3-24	3	3	21	3	2	1	0	0	0	0	0	0	0
Sep 18, 2008	at Colorado	L 14-17	3	2	10	1	0	1	1	0	0	0	1	0	0
Sep 27, 2008	MARSHALL	W 27-3	4	1	3	0	0	0	1	1	2	0	0	0	0
Oct 04, 2008	RUTGERS	W 24-17	3	3	17	2	1	1	1	0	0	0	0	0	0
Oct 11, 2008	SYRACUSE	W 17-6	3	1	3	0	0	0	1	0	2	0	0	0	0
Oct.23, 2008	AUBURN	W 34-17	3	3	17	2	1	1	1	0	0	0	0	0	0
Nov 01, 2008	at Connecticut	W 35-13	2	2	6	0	0	0	2	0	0	0	0	0	0
Nov 08, 2008	CINCINNATI	L 23-26	4	3	13	1	1	0	2	1	0	0	0	0	0
Nov 22, 2008	at Louisville	W 35-21	5	3	21	3	2	1	0	1	1	0	0	0	0
Nov 28, 2008	at Pitt	L 15-19	4	2	12	2	2	0	0	1	0	1	0	0	0
Dec 06, 2008	USF	W 13-7	4	1	7	1	1	0	0	0	1	1	1	0	0
Dec 27, 2008	vs North Carolina	W 31-30	2	1	7	1	1	0	0	0	1	0	0	0	0
Totals			44	28	158	19	14	5	9	4	7	2	3	0	0
28 of 44 (63.6%)															

**West Virginia Football**  
**West Virginia By-Quarter Statistics (as of Dec 28, 2008)**  
**All games**

**3rd-Down Conversions**

Date	Opponent	Score	Overall		1st Qtr		2nd Qtr		3rd Qtr		4th Qtr		Overtime	
Aug 30, 2008	VILLANOVA	W 48-21	6-9	66.7	1-2	50.0	2-2	100.0	2-3	66.7	1-2	50.0		
Sep 06, 2008	at East Carolina	L 3-24	3-12	25.0	1-3	33.3	1-3	33.3	0-3	0.0	1-3	33.3		
Sep 18, 2008	at Colorado	L 14-17	3-13	23.1	1-2	50.0	0-3	0.0	0-3	0.0	1-3	33.3	1-2	50.0
Sep 27, 2008	MARSHALL	W 27-3	8-13	61.5	1-2	50.0	4-6	66.7	3-4	75.0	0-1	0.0		
Oct 04, 2008	RUTGERS	W 24-17	8-16	50.0	1-4	25.0	3-4	75.0	3-5	60.0	1-3	33.3		
Oct 11, 2008	SYRACUSE	W 17-6	4-12	33.3	0-2	0.0	1-3	33.3	1-4	25.0	2-3	66.7		
Oct.23, 2008	AUBURN	W 34-17	5-8	62.5	0-0	0.0	0-1	0.0	3-4	75.0	2-3	66.7		
Nov 01, 2008	at Connecticut	W 35-13	7-15	46.7	0-3	0.0	2-4	50.0	2-3	66.7	3-5	60.0		
Nov 08, 2008	CINCINNATI	L 23-26	4-20	20.0	1-4	25.0	1-4	25.0	0-4	0.0	2-7	28.6	0-1	0.0
Nov 22, 2008	at Louisville	W 35-21	4-11	36.4	2-4	50.0	1-3	33.3	1-2	50.0	0-2	0.0		
Nov 28, 2008	at Pitt	L 15-19	3-14	21.4	0-1	0.0	1-4	25.0	2-5	40.0	0-4	0.0		
Dec 06, 2008	USF	W 13-7	7-15	46.7	2-4	50.0	1-3	33.3	2-4	50.0	2-4	50.0		
Dec 27, 2008	vs North Carolina	W 31-30	12-19	63.2	4-4	100.0	4-6	66.7	2-4	50.0	2-5	40.0		
	West Virginia		74-177	41.8	14-35	40.0	21-46	45.7	21-48	43.8	17-45	37.8	1-3	33.3
	Opponents		79-188	42.0	20-43	46.5	24-50	48.0	13-43	30.2	22-52	42.3	0-0	0.0

**4th-Down Conversions**

Date	Opponent	Score	Overall		1st Qtr		2nd Qtr		3rd Qtr		4th Qtr		Overtime	
Aug 30, 2008	VILLANOVA	W 48-21	0-0	0.0	0-0	0.0	0-0	0.0	0-0	0.0	0-0	0.0		
Sep 06, 2008	at East Carolina	L 3-24	0-1	0.0	0-0	0.0	0-0	0.0	0-0	0.0	0-1	0.0		
Sep 18, 2008	at Colorado	L 14-17	0-2	0.0	0-0	0.0	0-0	0.0	0-1	0.0	0-1	0.0	0-0	0.0
Sep 27, 2008	MARSHALL	W 27-3	0-0	0.0	0-0	0.0	0-0	0.0	0-0	0.0	0-0	0.0		
Oct 04, 2008	RUTGERS	W 24-17	1-2	50.0	0-0	0.0	0-0	0.0	1-1	100.0	0-1	0.0		
Oct 11, 2008	SYRACUSE	W 17-6	0-0	0.0	0-0	0.0	0-0	0.0	0-0	0.0	0-0	0.0		
Oct.23, 2008	AUBURN	W 34-17	0-0	0.0	0-0	0.0	0-0	0.0	0-0	0.0	0-0	0.0		
Nov 01, 2008	at Connecticut	W 35-13	0-0	0.0	0-0	0.0	0-0	0.0	0-0	0.0	0-0	0.0		
Nov 08, 2008	CINCINNATI	L 23-26	2-4	50.0	0-0	0.0	0-0	0.0	0-0	0.0	2-4	50.0	0-0	0.0
Nov 22, 2008	at Louisville	W 35-21	0-1	0.0	0-0	0.0	0-1	0.0	0-0	0.0	0-0	0.0		
Nov 28, 2008	at Pitt	L 15-19	1-2	50.0	0-0	0.0	0-0	0.0	1-1	100.0	0-1	0.0		
Dec 06, 2008	USF	W 13-7	0-0	0.0	0-0	0.0	0-0	0.0	0-0	0.0	0-0	0.0		
Dec 27, 2008	vs North Carolina	W 31-30	0-1	0.0	0-0	0.0	0-0	0.0	0-0	0.0	0-1	0.0		
	West Virginia		4-13	30.8	0-0	0.0	0-1	0.0	2-3	66.7	2-9	22.2	0-0	0.0
	Opponents		7-22	31.8	0-0	0.0	3-6	50.0	1-2	50.0	3-14	21.4	0-0	0.0

**Time of Possession**

Date	Opponent	Score	Overall		1st Qtr		2nd Qtr		3rd Qtr		4th Qtr		Overtime	
Aug 30, 2008	VILLANOVA	W 48-21	22:38		3:41		5:47		7:49		5:21			
Sep 06, 2008	at East Carolina	L 3-24	24:19		5:35		5:25		7:35		5:44			
Sep 18, 2008	at Colorado	L 14-17	29:21		7:23		5:28		7:48		8:42		0:00	
Sep 27, 2008	MARSHALL	W 27-3	34:56		8:22		8:32		9:19		8:43			
Oct 04, 2008	RUTGERS	W 24-17	34:57		7:54		8:49		8:56		9:18			
Oct 11, 2008	SYRACUSE	W 17-6	24:44		3:55		9:14		6:53		4:42			
Oct.23, 2008	AUBURN	W 34-17	24:41		3:59		4:32		7:26		8:44			
Nov 01, 2008	at Connecticut	W 35-13	35:09		7:43		7:20		9:20		10:46			
Nov 08, 2008	CINCINNATI	L 23-26	31:15		8:07		6:05		8:46		8:17		0:00	
Nov 22, 2008	at Louisville	W 35-21	24:15		6:11		8:02		4:16		5:46			
Nov 28, 2008	at Pitt	L 15-19	28:11		6:34		5:32		8:56		7:09			
Dec 06, 2008	USF	W 13-7	29:32		8:20		5:05		7:35		8:32			
Dec 27, 2008	vs North Carolina	W 31-30	33:44		8:38		8:23		8:05		8:38			
	West Virginia	Total	377:42		86:22		88:14		102:44		100:22		0:00	
		Avg.	29:03		6:38		6:47		7:54		7:43		0:00	
	Opponents	Total	402:18		108:38		106:46		92:16		94:38		0:00	
		Avg.	30:56		8:21		8:12		7:05		7:16		0:00	





**West Virginia Football**  
**West Virginia Passing Game-by-Game (as of Dec 28, 2008)**  
**All games**

<b>#5 WHITE, Pat</b>	<b>Comp</b>	<b>Att</b>	<b>Int</b>	<b>Pct</b>	<b>Yards</b>	<b>TD</b>	<b>Long</b>	<b>Sacked</b>	<b>Effic</b>
Villanova	25	33	1	75.8	208	5	34	0-0	172.64
East Carolina	11	18	0	61.1	72	0	13	3-13	94.71
Colorado	10	14	0	71.4	43	0	18	0-0	97.23
Marshall	17	21	0	81.0	130	2	21	0-0	164.38
Rutgers	12	17	0	70.6	137	2	25	0-0	177.11
Auburn	13	21	2	61.9	174	3	44	2-22	159.60
Connecticut	11	18	0	61.1	121	1	35	1-5	135.91
Cincinnati	20	38	1	52.6	219	2	30	4-19	113.15
Louisville	6	11	0	54.5	122	2	52	0-0	207.71
Pitt	15	28	2	53.6	143	0	24	0-0	82.19
USF	14	23	0	60.9	141	1	26	2-15	126.71
North Carolina	26	32	1	81.2	332	3	44	4-19	193.09
<b>TOTALS</b>	<b>180</b>	<b>274</b>	<b>7</b>	<b>65.7</b>	<b>1842</b>	<b>21</b>	<b>52</b>	<b>16-93</b>	<b>142.35</b>

<b>#16 BROWN, Jarrett</b>	<b>Comp</b>	<b>Att</b>	<b>Int</b>	<b>Pct</b>	<b>Yards</b>	<b>TD</b>	<b>Long</b>	<b>Sacked</b>	<b>Effic</b>
Villanova	1	1	0	100.0	-3	0	0	0-0	74.80
Marshall	5	7	1	71.4	44	0	25	0-0	95.66
Rutgers	2	2	0	100.0	21	0	12	0-0	188.20
Syracuse	14	20	0	70.0	52	1	12	2-16	108.34
<b>TOTALS</b>	<b>22</b>	<b>30</b>	<b>1</b>	<b>73.3</b>	<b>114</b>	<b>1</b>	<b>25</b>	<b>2-16</b>	<b>109.59</b>

<b>#14 STARKS, Bradley</b>	<b>Comp</b>	<b>Att</b>	<b>Int</b>	<b>Pct</b>	<b>Yards</b>	<b>TD</b>	<b>Long</b>	<b>Sacked</b>	<b>Effic</b>
Colorado	0	1	0	0.0	0	0	0	0-0	0.00
<b>TOTALS</b>	<b>0</b>	<b>1</b>	<b>0</b>	<b>0.0</b>	<b>0</b>	<b>0</b>	<b>0</b>	<b>0-0</b>	<b>0.00</b>



**West Virginia Football**  
**West Virginia Return Stats Game-by-Game (as of Dec 28, 2008)**  
**All games**

<b>PUNT RETURNS</b>	<b>No-Yds</b>	<b>VU</b>	<b>ECU</b>	<b>CU</b>	<b>MARSHA</b>	<b>RUTGER</b>	<b>SYR</b>	<b>AU</b>	<b>UCONN</b>	<b>CIN</b>	<b>LOU</b>	<b>PITT</b>	<b>USF</b>
LANKSTER, Ellis	20-171	1-25	3-9	3-64	1--10	4-53	3-25	2--1	3-6	-	-	-	-
THOMAS, J.T.	1-26	1-26	-	-	-	-	-	-	-	-	-	-	-
HOGAN, Brandon	3-18	-	-	-	-	1-11	-	-	1-6	-	1-1	-	-
SANDERS, Jock	4-6	-	-	-	-	1-0	-	-	-	2-6	-	-	-

<b>KICK RETURNS</b>	<b>No-Yds</b>	<b>VU</b>	<b>ECU</b>	<b>CU</b>	<b>MARSHA</b>	<b>RUTGER</b>	<b>SYR</b>	<b>AU</b>	<b>UCONN</b>	<b>CIN</b>	<b>LOU</b>	<b>PITT</b>	<b>USF</b>
RODGERS, Mark	22-464	1-26	-	1-36	2-38	2-34	2-48	1-17	4-102	3-52	3-50	3-61	-
LANKSTER, Ellis	8-195	-	-	-	-	1-31	1-15	1-21	-	1-32	-	1-17	2-59
SANDERS, Jock	6-130	2-54	3-54	-	-	-	-	-	-	1-22	-	-	-
DEVINE, Noel	3-63	-	2-47	-	-	-	-	-	-	-	-	-	-
HOGAN, Brandon	1-21	-	-	-	-	-	-	-	-	1-21	-	-	-
KOVATCH, Ricky	1-8	DNP	-	-	-	1-8	-	-	-	-	-	-	-

<b>INT. RETURNS</b>	<b>No-Yds</b>	<b>VU</b>	<b>ECU</b>	<b>CU</b>	<b>MARSHA</b>	<b>RUTGER</b>	<b>SYR</b>	<b>AU</b>	<b>UCONN</b>	<b>CIN</b>	<b>LOU</b>	<b>PITT</b>	<b>USF</b>
HOGAN, Brandon	3-61	-	-	-	-	-	-	-	2-50	-	-	1-11	-
LANKSTER, Ellis	3-38	-	-	-	-	-	-	1-31	-	-	1--1	-	1-8
IVY, Mortty	3-48	1-29	-	-	1-0	-	-	-	1-19	-	-	-	-
GOODE, Najee	1-28	-	-	-	-	-	-	-	-	-	1-28	-	-
GLOVER, Sidney	1-0	DNP	-	-	-	-	-	-	-	-	-	-	1-0
HOLMES, John	1-0	1-0	-	-	-	-	-	-	-	-	-	-	-
LEONARD, A.	1-36	-	-	-	-	-	-	-	-	-	1-36	DNP	DNP
SOWERS, Nate	1-0	-	-	-	-	-	1-0	-	DNP	-	-	-	-
LAZEAR, Pat	1-13	-	-	-	-	-	-	-	-	-	-	-	-
WILLIAMS, Reed	1-11	DNP	DNP	1-11	-	DNP	DNP	DNP	DNP	DNP	DNP	DNP	DNP
ANDREWS, Q.	1-0	-	-	-	-	-	-	-	-	-	-	1-0	-

<b>FUMBLE RETURNS</b>	<b>No-Yds</b>	<b>VU</b>	<b>ECU</b>	<b>CU</b>	<b>MARSHA</b>	<b>RUTGER</b>	<b>SYR</b>	<b>AU</b>	<b>UCONN</b>	<b>CIN</b>	<b>LOU</b>	<b>PITT</b>	<b>USF</b>
IVY, Mortty	1-30	1-30	-	-	-	-	-	-	-	-	-	-	-
BERRY, Scooter	2-19	-	-	1-0	-	-	-	-	1-19	-	-	-	-



West Virginia Football  
 West Virginia Sacks Game-by-Game (as of Dec 28, 2008)  
 All games

SACKS	UA-A	Total	VU	ECU	CU	MARSHA	RUTGER	SYR	AU	UCONN	CIN	LOU	PITT	U
HOLMES, John	5-0	5.0	1.0-15	1.0-1	1.0-8	-	-	-	-	-	-	-	1.0-7	-
MILLER, Julian	3-1	3.5	-	-	-	-	-	-	-	-	1.5-17	2.0-18	-	-
THOMAS, J.T.	2-2	3.0	1.5-15	-	-	-	-	-	-	-	0.5-3	-	-	1
NEILD, Chris	2-1	2.5	1.0-3	-	-	-	-	0.5-1	-	-	1.0-5	-	-	-
SLAVONIC, Doug	2-1	2.5	1.0-4	-	-	1.0-5	-	0.5-0	-	-	-	-	DNP	-
COOPER, Zac	1-1	1.5	-	-	-	-	-	-	1.0-8	-	-	-	0.5-3	-
BERRY, Scooter	1-1	1.5	-	-	1.0-10	-	0.5-0	-	-	-	-	-	-	-
GLOVER, Sidney	1-0	1.0	DNP	-	-	-	-	1.0-7	-	-	-	-	-	-
ANDREWS, Q.	1-0	1.0	-	-	-	-	-	-	-	-	-	1.0-3	-	-
ALLEN, Franchot	1-0	1.0	1.0-2	-	-	-	-	-	-	-	-	-	-	-
FORD, Larry	0-1	0.5	-	-	-	-	0.5-1	-	-	-	-	-	-	-
HOGAN, Brandon	0-1	0.5	-	-	-	-	-	-	-	-	-	-	0.5-3	-
IVY, Mortty	0-1	0.5	0.5-3	-	-	-	-	-	-	-	-	-	-	-
LEONARD, A.	0-1	0.5	-	-	-	-	-	0.5-3	-	-	-	-	DNP	D
GOULBOURNE, O.	0-1	0.5	-	-	-	-	-	0.5-3	-	-	-	-	-	-

**West Virginia Football**  
**West Virginia Tackle For Loss Game-by-Game (as of Dec 28, 2008)**  
**All games**

TACKLES FOR LOSS	UA-A	Total	VU	ECU	CU	MARSHA	RUTGER	SYR	AU	UCONN	CIN	LOU	PITT	
THOMAS, J.T.	9-2	10.0	1.5-15	1.0-8	-	-	-	-	1.0-1	-	2.5-8	-	2.0-7	1
IVY, Mortty	6-2	7.0	0.5-3	1.5-2	1.0-3	1.0-2	-	-	-	-	-	-	-	2
HOLMES, John	6-2	7.0	1.0-15	1.5-2	1.0-8	-	-	-	-	-	1.5-2	-	1.0-7	1
BERRY, Scooter	4-3	5.5	-	-	1.0-10	-	2.0-3	-	-	0.5-1	-	-	-	1
GLOVER, Sidney	4-1	4.5	DNP	1.0-3	1.0-6	-	0.5-1	1.0-7	1.0-1	-	-	-	-	
NEILD, Chris	4-1	4.5	1.0-3	-	-	-	-	0.5-1	-	1.0-2	1.0-5	-	1.0-1	
ANDREWS, Q.	4-0	4.0	-	-	1.0-2	-	1.0-2	-	-	-	1.0-4	1.0-3	-	
MILLER, Julian	3-1	3.5	-	-	-	-	-	-	-	-	1.5-17	2.0-18	-	
ALLEN, Franchot	3-1	3.5	1.0-2	-	-	-	-	-	-	1.5-2	-	-	-	
LANKSTER, Ellis	2-1	2.5	-	-	-	-	-	-	0.5-0	1.0-11	-	-	1.0-3	
SLAVONIC, Doug	2-1	2.5	1.0-4	-	-	1.0-5	-	0.5-0	-	-	-	-	DNP	
WILLIAMS, Reed	2-0	2.0	DNP	DNP	-	2.0-4	DNP	DNP	DNP	DNP	DNP	DNP	DNP	D
COOPER, Zac	1-1	1.5	-	-	-	-	-	-	1.0-8	-	-	-	0.5-3	
LEONARD, A.	1-1	1.5	-	-	-	-	1.0-1	0.5-3	-	-	-	-	DNP	D
FORD, Larry	1-1	1.5	1.0-2	-	-	-	0.5-1	-	-	-	-	-	-	
LAZEAR, Pat	0-2	1.0	-	0.5-2	-	-	-	-	0.5-1	-	-	-	-	
RICHARDSON, K.	1-0	1.0	-	1.0-1	-	-	-	-	-	-	-	-	-	
SMITH, Eain	0-1	0.5	-	-	-	-	-	-	-	-	0.5-2	-	-	
GOULBOURNE, O.	0-1	0.5	-	-	-	-	-	0.5-3	-	-	-	-	-	
SOWERS, Nate	0-1	0.5	-	0.5-1	-	-	-	-	-	DNP	-	-	-	
HOGAN, Brandon	0-1	0.5	-	-	-	-	-	-	-	-	-	-	0.5-3	

**West Virginia Football**  
**West Virginia Fumbles Game-by-Game (as of Dec 28, 2008)**  
**All games**

FUMBLES	No-Lost	VU	ECU	CU	MARSHA	RUTGER	SYR	AU	UCONN	CIN	LOU	PITT	USF
WHITE, Pat	4-1	-	1-1	-	1-0	1-0	DNP	1-0	-	-	-	-	-
LANKSTER, Ellis	3-1	-	-	-	1-1	-	-	2-0	-	-	-	-	-
SANDERS, Jock	3-1	-	1-1	-	-	1-0	-	-	-	-	-	-	-
DEVINE, Noel	3-2	-	-	-	-	-	-	-	-	1-1	1-1	-	1-0
ARNETT, Alric	2-1	-	-	-	-	-	-	-	1-0	-	-	-	-
TEAM	2-1	DNP	1-0	-	-	-	-	DNP	-	-	-	-	1-1
HOGAN, Brandon	1-0	-	-	-	-	-	-	-	-	-	1-0	-	-
BROWN, Jarrett	1-0	-	-	DNP	-	-	1-0	DNP	-	DNP	-	-	DNP
STARKS, Bradley	1-1	-	-	1-1	-	DNP	DNP	DNP	DNP	-	-	-	-

FUMBLES FORCED	Number	VU	ECU	CU	MARSHA	RUTGER	SYR	AU	UCONN	CIN	LOU	PITT	USF
HOLMES, John	3	1	-	1	-	-	-	-	-	-	-	1	-
THOMAS, J.T.	2	-	-	-	1	-	-	-	1	-	-	-	-
SANDS, Robert	1	-	-	-	-	-	-	-	-	-	-	-	-
LANKSTER, Ellis	1	-	-	-	-	-	-	-	-	-	1	-	-
BERRY, Scooter	1	-	-	1	-	-	-	-	-	-	-	-	-
ANDREWS, Q.	1	-	-	-	-	-	-	-	-	-	1	-	-
LEONARD, A.	1	-	-	-	-	-	-	1	-	-	-	DNP	DNP
SLAVONIC, Doug	1	-	-	-	1	-	-	-	-	-	-	DNP	-
NEILD, Chris	1	-	-	-	-	-	-	-	1	-	-	-	-
GLOVER, Sidney	1	DNP	-	-	-	-	-	-	-	-	-	-	1

FUMBLES RECOVERED	Number	VU	ECU	CU	MARSHA	RUTGER	SYR	AU	UCONN	CIN	LOU	PITT	USF
BERRY, Scooter	3	-	-	1	-	-	-	-	1	-	-	1	-
HOGAN, Brandon	2	-	-	-	1	-	-	-	1	-	-	-	-
THOMAS, J.T.	1	-	-	-	-	-	-	-	-	-	-	-	-
IVY, Morty	1	1	-	-	-	-	-	-	-	-	-	-	-
GLOVER, Sidney	1	DNP	-	-	-	-	-	-	-	-	-	-	1
MILLER, Julian	1	-	-	-	-	-	-	-	-	-	1	-	-
SLAVONIC, Doug	1	-	-	-	1	-	-	-	-	-	-	DNP	-
ANDREWS, Q.	1	-	-	-	-	-	-	-	-	-	1	-	-

**West Virginia Football**  
**West Virginia Individual Season/Career Statistics (as of Dec 28, 2008)**  
**All games**

	SEASON									CAREER								
<b>Rushing</b>	gp	att	gain	loss	net	avg	td	lg	avg/g	gp	att	gain	loss	net	avg	td	lg	avg/g
DEVINE, Noel	13	206	1338	49	1289	6.3	4	92	99.2	25	279	1998	82	1916	6.9	10	92	76.6
WHITE, Pat	12	191	1109	135	974	5.1	8	66	81.2	49	684	4842	362	4480	6.5	47	76	91.4
SANDERS, Jock	13	48	278	28	250	5.2	2	29	19.2	26	64	388	33	355	5.5	4	56	13.7
BROWN, Jarrett	9	36	202	33	169	4.7	1	35	18.8	25	117	769	97	672	5.7	7	51	26.9
RODGERS, Mark	13	15	82	2	80	5.3	0	19	6.2	13	15	82	2	80	5.3	0	19	6.2
COOPER, Zac	13	1	18	0	18	18.0	0	18	1.4	29	1	18	0	18	18.0	0	18	0.6
JALLOH, Dorrell	13	1	2	0	2	2.0	0	2	0.2	50	1	2	0	2	2.0	0	2	0.0
ARNETT, Alric	13	2	0	4	-4	-2.0	0	0	-0.3	14	2	0	4	-4	-2.0	0	0	-0.3
TEAM	11	17	0	49	-49	-2.9	0	0	-4.5	38	39	0	130	-130	-3.3	0	0	-3.4
Total	13	517	3029	300	2729	5.3	15	92	209.9									
Opponents	13	475	2029	318	1711	3.6	15	40	131.6									
<b>Passing</b>	gp	effic	comp-att-int	pct	yds	td	lg	avg/g	gp	effic	comp-att-int	pct	yds	td	lg	avg/g		
WHITE, Pat	12	142.35	180-274-7	65.7	1842	21	52	153.5	49	147.37	507-783-23	64.8	6049	56	79	123.4		
BROWN, Jarrett	9	109.59	22-30-1	73.3	114	1	25	12.7	25	127.98	81-125-4	64.8	839	5	48	33.6		
STARKS, Bradley	9	0.00	0-1-0	0.0	0	0	0	0.0	9	0.00	0-1-0	0.0	0	0	0	0.0		
Total	13	138.66	202-305-8	66.2	1956	22	52	150.5										
Opponents	13	106.95	240-428-17	56.1	2565	11	73	197.3										
<b>Receiving</b>	gp	no.	yds	avg	td	lg	avg/g	gp	no.	yds	avg	td	lg	avg/g				
SANDERS, Jock	13	53	462	8.7	7	41	35.5	26	65	564	8.7	7	41	21.7				
ARNETT, Alric	13	35	466	13.3	6	52	35.8	14	35	466	13.3	6	52	33.3				
DEVINE, Noel	13	35	185	5.3	0	17	14.2	25	42	275	6.5	0	34	11.0				
JALLOH, Dorrell	13	29	358	12.3	5	35	27.5	50	63	820	13.0	7	48	16.4				
STARKS, Bradley	9	17	168	9.9	1	35	18.7	9	17	168	9.9	1	35	18.7				
LYONS, Wes	12	11	104	9.5	0	19	8.7	37	22	254	11.5	0	21	6.9				
JOHNSON, Will	10	9	64	7.1	1	12	6.4	20	10	64	6.4	1	12	3.2				
GONZALES, Tito	10	5	57	11.4	0	22	5.7	36	21	428	20.4	2	79	11.9				
URBAN, Tyler	13	4	79	19.8	2	25	6.1	13	4	79	19.8	2	25	6.1				
KOVATCH, Ricky	12	1	19	19.0	0	19	1.6	12	1	19	19.0	0	19	1.6				
BROWN, Jarrett	9	1	-1	-1.0	0	0	-0.1	25	1	-1	-1.0	0	0	0.0				
CAPERS, Selvish	13	1	-2	-2.0	0	0	-0.2	28	1	-2	-2.0	0	0	-0.1				
RODGERS, Mark	13	1	-3	-3.0	0	0	-0.2	13	1	-3	-3.0	0	0	-0.2				
Total	13	202	1956	9.7	22	52	150.5											
Opponents	13	240	2565	10.7	11	73	197.3											
<b>Total Offense</b>	q	plays	rush	pass	total	avg/g	q	plays	rush	pass	total	avg/g						
WHITE, Pat	12	465	974	1842	2816	234.7	49	1467	4480	6049	10529	214.9						
DEVINE, Noel	13	206	1289	0	1289	99.2	25	279	1916	0	1916	76.6						
BROWN, Jarrett	9	66	169	114	283	31.4	25	242	672	839	1511	60.4						
SANDERS, Jock	13	48	250	0	250	19.2	26	64	355	0	355	13.7						
RODGERS, Mark	13	15	80	0	80	6.2	13	15	80	0	80	6.2						
COOPER, Zac	13	1	18	0	18	1.4	29	1	18	0	18	0.6						
JALLOH, Dorrell	13	1	2	0	2	0.2	50	1	2	0	2	0.0						
ARNETT, Alric	13	2	-4	0	-4	-0.3	14	2	-4	0	-4	-0.3						
TEAM	11	17	-49	0	-49	-4.5	38	45	-130	0	-130	-3.4						
Total	13	822	2729	1956	4685	360.4												
Opponents	13	903	1711	2565	4276	328.9												



**West Virginia Football**  
**West Virginia Individual Season/Career Statistics (as of Dec 28, 2008)**  
**All games**

Scoring	SEASON					CAREER										
	td	fg	PAT			dxp	saf	pts	td	fg	PAT			dxp	saf	pts
		kick	rush	rcv	pass				kick	rush	rcv	pass				
MCAFEE, Pat	-	17-20	36-36	-	-	-	-	87	-	58-79	210-212	-	-	-	-	384
SANDERS, Jock	9	-	-	-	-	-	-	54	11	-	-	-	-	-	66	
WHITE, Pat	8	-	-	1-1	-	-	-	50	47	-	-	1-2	-	1-2	284	
ARNETT, Alric	6	-	-	-	-	-	-	36	6	-	-	-	-	-	36	
JALLOH, Dorrell	5	-	-	-	-	-	-	30	7	-	-	-	2	-	46	
DEVINE, Noel	4	-	-	-	-	-	-	24	10	-	-	-	-	-	60	
URBAN, Tyler	2	-	-	-	-	-	-	12	2	-	-	-	-	-	12	
IVY, Mortty	1	-	-	-	-	-	-	6	1	-	-	-	-	-	6	
JOHNSON, Will	1	-	-	-	-	-	-	6	1	-	-	-	-	-	6	
BROWN, Jarrett	1	-	-	-	-	-	-	6	7	-	-	-	1-1	-	42	
STARKS, Bradley	1	-	-	-	-	-	-	6	1	-	-	-	-	-	6	
TEAM	-	-	-	-	-	-	1	2	-	0-1	-	-	-	-	6	
CONNOLLY, Carmen	-	-	-	0-1	-	-	-	0	-	-	-	0-1	-	-	0	
Total	38	17-20	36-36	1-2	-	-	1	319								
Opponents	27	11-18	24-24	0-1	-	0-1	-	1	221							

Punt Returns	no.	yds	avg	td	lg	no.	yds	avg	td	lg
LANKSTER, Ellis	20	171	8.6	0	36	20	171	8.6	0	36
SANDERS, Jock	4	6	1.5	0	7	6	49	8.2	0	23
HOGAN, Brandon	3	18	6.0	0	11	3	18	6.0	0	11
THOMAS, J.T.	1	26	26.0	0	0	1	26	26.0	0	0
Total	28	221	7.9	0	36					
Opponents	23	121	5.3	0	18					

Kick Returns	no.	yds	avg	td	lg	no.	yds	avg	td	lg
RODGERS, Mark	22	464	21.1	0	44	22	464	21.1	0	44
LANKSTER, Ellis	8	195	24.4	0	32	8	195	24.4	0	32
SANDERS, Jock	6	130	21.7	0	32	9	188	20.9	0	32
DEVINE, Noel	3	63	21.0	0	24	25	574	23.0	0	48
HOGAN, Brandon	1	21	21.0	0	21	1	21	21.0	0	21
KOVATCH, Ricky	1	8	8.0	0	8	1	8	8.0	0	8
Total	41	881	21.5	0	44					
Opponents	53	1484	28.0	1	100					

Interceptions	no.	yds	avg	td	lg	no.	yds	avg	td	lg
IVY, Mortty	3	48	16.0	1	29	4	50	12.5	1	29
HOGAN, Brandon	3	61	20.3	0	26	3	61	20.3	0	26
LANKSTER, Ellis	3	38	12.7	0	29	4	60	15.0	0	29
SOWERS, Nate	1	0	0.0	0	0	1	0	0.0	0	0
GOODE, Najee	1	28	28.0	0	28	1	28	28.0	0	28
LAZEAR, Pat	1	13	13.0	0	13	1	13	13.0	0	13
ANDREWS, Quinton	1	0	0.0	0	0	7	67	9.6	0	31
GLOVER, Sidney	1	0	0.0	0	0	1	0	0.0	0	0
HOLMES, John	1	0	0.0	0	0	1	0	0.0	0	0
WILLIAMS, Reed	1	11	11.0	0	11	2	23	11.5	0	12
LEONARD, Anthony	1	36	36.0	0	36	1	36	36.0	0	36
Total	17	235	13.8	1	36					
Opponents	8	36	4.5	0	18					

Fumble Returns	no.	yds	avg	td	lg	no.	yds	avg	td	lg
BERRY, Scooter	2	19	9.5	0	19	2	19	9.5	0	19
IVY, Mortty	1	30	30.0	0	30	2	55	27.5	0	30
Total	3	49	16.3	0	30					
Opponents	1	5	5.0	0	5					

**West Virginia Football**  
**West Virginia Individual Season/Career Statistics (as of Dec 28, 2008)**  
**All games**

All Purpose	SEASON								CAREER							
	g	rush	rcv	pr	kr	ir	total	avg/g	g	rush	rcv	pr	kr	ir	total	avg/g
DEVINE, Noel	13	1289	185	0	63	0	1537	118.2	25	1916	275	0	574	0	2765	110.6
WHITE, Pat	12	974	0	0	0	0	974	81.2	49	4480	0	0	0	0	4480	91.4
SANDERS, Jock	13	250	462	6	130	0	848	65.2	26	355	564	49	188	0	1156	44.5
RODGERS, Mark	13	80	-3	0	464	0	541	41.6	13	80	-3	0	464	0	541	41.6
ARNETT, Alric	13	-4	466	0	0	0	462	35.5	14	-4	466	0	0	0	462	33.0
LANKSTER, Ellis	13	0	0	171	195	38	404	31.1	22	0	0	171	195	60	426	19.4
JALLOH, Dorrell	13	2	358	0	0	0	360	27.7	50	2	820	0	0	0	822	16.4
BROWN, Jarrett	9	169	-1	0	0	0	168	18.7	25	672	-1	0	0	0	671	26.8
STARKS, Bradle	9	0	168	0	0	0	168	18.7	9	0	168	0	0	0	168	18.7
LYONS, Wes	12	0	104	0	0	0	104	8.7	37	0	254	0	0	0	254	6.9
HOGAN, Brando	12	0	0	18	21	61	100	8.3	22	0	67	18	21	61	167	7.6
URBAN, Tyler	13	0	79	0	0	0	79	6.1	13	0	79	0	0	0	79	6.1
JOHNSON, Will	10	0	64	0	0	0	64	6.4	20	0	64	0	0	0	64	3.2
GONZALES, Tito	10	0	57	0	0	0	57	5.7	36	0	428	0	0	0	428	11.9
IVY, Mortty	13	0	0	0	0	48	48	3.7	49	0	0	0	0	50	50	1.0
LEONARD, Anth	11	0	0	0	0	36	36	3.3	11	0	0	0	0	36	36	3.3
GOODE, Najee	13	0	0	0	0	28	28	2.2	13	0	0	0	0	28	28	2.2
KOVATCH, Rick	12	0	19	0	8	0	27	2.2	12	0	19	0	8	0	27	2.2
THOMAS, J.T.	13	0	0	26	0	0	26	2.0	23	0	0	26	0	0	26	1.1
COOPER, Zac	13	18	0	0	0	0	18	1.4	29	18	0	0	0	0	18	0.6
LAZEAR, Pat	13	0	0	0	0	13	13	1.0	26	0	0	0	0	13	13	0.5
WILLIAMS, Reed	2	0	0	0	0	11	11	5.5	40	0	0	0	0	23	23	0.6
CAPERS, Selvis	13	0	-2	0	0	0	-2	-0.2	28	0	-2	0	0	0	-2	-0.1
TEAM	11	-49	0	0	0	0	-49	-4.5	38	-130	0	0	0	0	-130	-3.4
Total	13	2729	1956	221	881	235	6022	463.2								
Opponents	13	1711	2565	121	1484	36	5917	455.2								

Field Goals	att	good	long	blkd	att	good	long	blkd
MCAFEE, Pat	20	17	52	0	79	58	52	2
Total	20	17	52	0				
Opponents	18	11	53	0				

Punting	no.	yds	avg	lg	blk	no.	yds	avg	lg	blk
MCAFEE, Pat	62	2772	44.7	65	0	126	5512	43.7	75	0
Total	62	2772	44.7	65	0					
Opponents	64	2609	40.8	63	1					

Kickoffs	no.	yds	avg	tb	ob	no.	yds	avg	tb	ob
MCAFEE, Pat	64	3865	60.4	8	0	308	18234	59.2	57	9
Total	64	3865	60.4	8	0					
Opponents	48	2826	58.9	2	2					









**West Virginia Football**  
**West Virginia Game Superlatives (as of Dec 28, 2008)**  
**All games**

**INDIVIDUAL GAME HIGHS**

Rushes	26	DEVINE, Noel at Colorado (Sep 18, 2008)
Yards Rushing	207	DEVINE, Noel vs Auburn (Oct.23, 2008)
TD Rushes	3	WHITE, Pat at Louisville (Nov 22, 2008)
Long Rush	92	DEVINE, Noel vs Syracuse (Oct 11, 2008)
Pass attempts	38	WHITE, Pat vs Cincinnati (Nov 08, 2008)
Pass completions	26	WHITE, Pat vs North Carolina (Dec 27, 2008)
Yards Passing	332	WHITE, Pat vs North Carolina (Dec 27, 2008)
TD Passes	5	WHITE, Pat vs Villanova (Aug 30, 2008)
Long Pass	52	WHITE, Pat at Louisville (Nov 22, 2008)
Receptions	8	SANDERS, Jock vs Villanova (Aug 30, 2008)
	8	SANDERS, Jock vs Marshall (Sep 27, 2008)
Yards Receiving	93	ARNETT, Alric vs North Carolina (Dec 27, 2008)
TD Receptions	2	SANDERS, Jock vs Villanova (Aug 30, 2008)
	2	ARNETT, Alric vs Villanova (Aug 30, 2008)
	2	JALLOH, Dorrell vs Auburn (Oct.23, 2008)
	2	ARNETT, Alric vs North Carolina (Dec 27, 2008)
Long Reception	52	ARNETT, Alric at Louisville (Nov 22, 2008)
Field Goals	3	MCAFEE, Pat at Pitt (Nov 28, 2008)
Long Field Goal	52	MCAFEE, Pat vs Villanova (Aug 30, 2008)
	52	MCAFEE, Pat vs Cincinnati (Nov 08, 2008)
Punts	9	MCAFEE, Pat vs Cincinnati (Nov 08, 2008)
Punting Avg	56.5	MCAFEE, Pat vs Marshall (Sep 27, 2008)
Long Punt	65	MCAFEE, Pat vs Marshall (Sep 27, 2008)
Long Punt Return	36	LANKSTER, Ellis at Colorado (Sep 18, 2008)
Long Kickoff Return	44	RODGERS, Mark at Connecticut (Nov 01, 2008)
Tackles	16	LEONARD, Anthony vs Auburn (Oct.23, 2008)
Sacks	2.0	MILLER, Julian at Louisville (Nov 22, 2008)
Tackles For Loss	2.5	THOMAS, J.T. vs Cincinnati (Nov 08, 2008)
Interceptions	2	HOGAN, Brandon at Connecticut (Nov 01, 2008)

**West Virginia Football**  
**West Virginia Game Superlatives (as of Dec 28, 2008)**  
**All games**

**TEAM GAME HIGHS**

Rushes	52	at Colorado (Sep 18, 2008)
Yards Rushing	376	at Louisville (Nov 22, 2008)
Yards Per Rush	9.2	at Louisville (Nov 22, 2008)
TD Rushes	4	at Connecticut (Nov 01, 2008)
Pass attempts	38	vs Cincinnati (Nov 08, 2008)
Pass completions	26	vs Villanova (Aug 30, 2008)
	26	vs North Carolina (Dec 27, 2008)
Yards Passing	332	vs North Carolina (Dec 27, 2008)
Yards Per Pass	11.1	at Louisville (Nov 22, 2008)
TD Passes	5	vs Villanova (Aug 30, 2008)
Total Plays	80	vs Cincinnati (Nov 08, 2008)
Total Offense	498	at Louisville (Nov 22, 2008)
Yards Per Play	9.6	at Louisville (Nov 22, 2008)
Points	48	vs Villanova (Aug 30, 2008)
Sacks By	6	vs Villanova (Aug 30, 2008)
First Downs	26	vs Marshall (Sep 27, 2008)
Penalties	8	vs Syracuse (Oct 11, 2008)
Penalty Yards	91	at Colorado (Sep 18, 2008)
Turnovers	2	at East Carolina (Sep 06, 2008)
	2	vs Marshall (Sep 27, 2008)
	2	vs Auburn (Oct.23, 2008)
	2	vs Cincinnati (Nov 08, 2008)
	2	at Pitt (Nov 28, 2008)
	2	vs North Carolina (Dec 27, 2008)
Interceptions By	3	at Connecticut (Nov 01, 2008)
	3	at Louisville (Nov 22, 2008)

**West Virginia Football**  
**West Virginia Game Superlatives (as of Dec 28, 2008)**  
**All games**

**OPPONENT INDIVIDUAL GAME HIGHS**

Rushes	33	McCOY,LeSean, at Pitt (Nov 28, 2008)
Yards Rushing	183	McCOY,LeSean, at Pitt (Nov 28, 2008)
TD Rushes	2	WILLIAMS, Jon, at East Carolina (Sep 06, 2008)
	2	McCOY,LeSean, at Pitt (Nov 28, 2008)
Long Rush	40	ANDERSON, Vic, at Louisville (Nov 22, 2008)
Pass attempts	47	CANTWELL, H., at Louisville (Nov 22, 2008)
Pass completions	27	CANTWELL, H., at Louisville (Nov 22, 2008)
Yards Passing	276	CANTWELL, H., at Louisville (Nov 22, 2008)
TD Passes	2	Hawkins, Cody, at Colorado (Sep 18, 2008)
	2	Yates, T, vs North Carolina (Dec 27, 2008)
Long Pass	73	Yates, T, vs North Carolina (Dec 27, 2008)
Receptions	12	BRITT, Kenny, vs Rutgers (Oct 04, 2008)
Yards Receiving	217	Nicks, H, vs North Carolina (Dec 27, 2008)
TD Receptions	3	Nicks, H, vs North Carolina (Dec 27, 2008)
Long Reception	73	Nicks, H, vs North Carolina (Dec 27, 2008)
Field Goals	2	SHADLE,Patrick, vs Syracuse (Oct 11, 2008)
	2	TEGGART, Dave, at Connecticut (Nov 01, 2008)
	2	ROGERS, Jake, vs Cincinnati (Nov 08, 2008)
Long Field Goal	53	SHADLE,Patrick, vs Syracuse (Oct 11, 2008)
Punts	7	DiLallo, Matt, at Colorado (Sep 18, 2008)
	7	DELLAGANNA, Ted, vs Rutgers (Oct 04, 2008)
	7	HUBER, Kevin, vs Cincinnati (Nov 08, 2008)
Punting Avg	47.6	DiLallo, Matt, at Colorado (Sep 18, 2008)
Long Punt	63	LONG,Rob, vs Syracuse (Oct 11, 2008)
Long Punt Return	18	PORTER,T.J., at Pitt (Nov 28, 2008)
Long Kickoff Return	100	GILYARD, Mardy, vs Cincinnati (Nov 08, 2008)
Tackles	13	GREENE, Courtne, vs Rutgers (Oct 04, 2008)
	13	WEBSTER, Aaron, vs Cincinnati (Nov 08, 2008)
Sacks	2.0	Searcy, D, vs North Carolina (Dec 27, 2008)
	2.0	Carter, B, vs North Carolina (Dec 27, 2008)
Tackles For Loss	3.5	SMITH,Derrell, vs Syracuse (Oct 11, 2008)
Interceptions	1	MALDONADO, Fred, vs Villanova (Aug 30, 2008)
	1	BEMBRY, DeQuan, vs Marshall (Sep 27, 2008)
	1	Walter McFadden, vs Auburn (Oct.23, 2008)
	1	Josh Bynes, vs Auburn (Oct.23, 2008)
	1	SMITH, DeAngelo, vs Cincinnati (Nov 08, 2008)
	1	CHAPPEL,Jovani, at Pitt (Nov 28, 2008)
	1	DeCICCO,Dom, at Pitt (Nov 28, 2008)
	1	Williams, D, vs North Carolina (Dec 27, 2008)



**West Virginia Football**  
**West Virginia Game Superlatives (as of Dec 28, 2008)**  
**All games**

**OPPONENT TEAM GAME HIGHS**

Rushes	50	vs Villanova (Aug 30, 2008)
Yards Rushing	198	at Louisville (Nov 22, 2008)
Yards Per Rush	5.2	at Louisville (Nov 22, 2008)
TD Rushes	3	vs Villanova (Aug 30, 2008)
Pass attempts	47	at Louisville (Nov 22, 2008)
Pass completions	27	at Louisville (Nov 22, 2008)
Yards Passing	277	vs North Carolina (Dec 27, 2008)
Yards Per Pass	10.7	vs North Carolina (Dec 27, 2008)
TD Passes	3	vs North Carolina (Dec 27, 2008)
Total Plays	87	vs Villanova (Aug 30, 2008)
Total Offense	474	at Louisville (Nov 22, 2008)
Yards Per Play	6.7	vs North Carolina (Dec 27, 2008)
Points	30	vs North Carolina (Dec 27, 2008)
Sacks By	4	vs Cincinnati (Nov 08, 2008)
	4	vs North Carolina (Dec 27, 2008)
First Downs	28	vs Villanova (Aug 30, 2008)
Penalties	10	vs Cincinnati (Nov 08, 2008)
Penalty Yards	91	vs Cincinnati (Nov 08, 2008)
Turnovers	5	at Connecticut (Nov 01, 2008)
	5	at Louisville (Nov 22, 2008)
Interceptions By	2	vs Auburn (Oct.23, 2008)
	2	at Pitt (Nov 28, 2008)