

---

# Contents

---

This publication has been produced to provide information on the 22 Mountaineers who completed their eligibility for West Virginia during the 2012 season. It contains updated information through the conclusion of the 2011 campaign.

**Mountaineer Senior Reviews.....4**

Highlights, honors, superlatives and final statistics for the 22 Mountaineers who completed their careers in 2011.

**2008 Season In Review .....30**

In life, there is always one constant - nothing stays the same – things change. Changes are made, routines are different and people have to adapt. Transition is tough in all walks of life. This was the case with the West Virginia football team. A new head coach and coaching staff made 2008 a transition year for the Mountaineers.

**2009 Season In Review .....39**

Bill Stewart’s record after two years is the second-best mark among all WVU head coaches who have coached during the long and storied history of Mountaineer football. Each of his two seasons, he has totaled nine wins and led his program to a second-place finish in the BIG EAST Conference, a Top 25 national ranking and a bowl appearance. However, the difference between the 2008 and 2009 seasons was the Gator Bowl appearance.

**2010 Season In Review .....47**

The West Virginia football program has shown consistency during Bill Stewart's head coaching tenure. The Mountaineers finished with a third straight nine-win season and posted a 5-2 mark in the BIG EAST. However, in 2010, Connecticut, Pitt and West Virginia finished with identical league marks and each claimed a piece of the league title. That marked the sixth conference title won by West Virginia, most by any school in the league.

**2011 Season In Review .....57**

"Adversity doesn't build character, it reveals it" – But never has a statement been more true about one group than it was about the 2011 West Virginia football program. WVU was faced with a tremendous amount of adversity throughout the season. However, by season's end, the Mountaineers overcame the adversity, and its character was revealed. The final result was filled with sunshine, oranges and championships.

**West Virginia's All-Time NFL Draft Selections.....70**

**West Virginia's Players In The Professional Ranks .....72**

---

---

This information guide was prepared by the West Virginia University Sports Communications Office. For additional information contact  
Director of Football Communications Mike Montoro or  
Assistant Athletic Director for Sports Communications, Michael Fragale.

Sports Communications Office: 304-293-2821  
Sports Communications Fax: 304-293-4105  
Athletics Internet Site: [www.MSNsportsNET.com](http://www.MSNsportsNET.com)  
E-Mail Address: [mike.montoro@mail.wvu.edu](mailto:mike.montoro@mail.wvu.edu) or  
[michael.fragale@mail.wvu.edu](mailto:michael.fragale@mail.wvu.edu)





2011  
Mountaineer  
Senior  
Reviews

# 64 Don Barclay

OL, 6-4, 305, r-Sr.  
Cranberry Township, Pa.



## 2011 (r-Sr.)

- ✓ Three-year starter at left tackle
- ✓ Fourth Team All-American (Phil Steele)
- ✓ First Team All-BIG EAST (Coaches, Phil Steele and ESPN.com)
- ✓ Named to Yahoo! Sports and collegefootballnews.com's all-bowl teams
- ✓ He also was named as an offensive tackle on ESPN.com's all-BIG EAST bowl team
- ✓ Played in 52 career games, tying school record and started a team-best 40 games
- ✓ Saw action in 947 plays this season, a high for the offense
- ✓ Had 50 takedowns, averaging 3.8 per game
- ✓ Helped pave the way for the WVU offense to finished with more than 6,100 yards of total offense, including more than 4,500 yards passing and almost 38 points a game
- ✓ Had three knockdowns on 82 plays vs. Clemson
- ✓ Saw action on 66 plays at USF
- ✓ Had four knockdowns on 61 plays in Pitt win
- ✓ Registered four knockdowns on 75 plays at Cincinnati
- ✓ Had three knockdowns on 78 plays against Louisville
- ✓ Had five knockdowns and saw time on 68 plays in win at Rutgers
- ✓ Registered a season- and team-best six knockdowns on 79 plays against UConn
- ✓ Three knockdowns on 71 plays against BGSU
- ✓ Used on a season-high 87 plays against LSU and had two knockdowns
- ✓ Used on 82 plays at Maryland and tied for team high with five knockdowns
- ✓ Five knockdowns on 68 plays against Norfolk State
- ✓ Three knockdowns on 65 plays against Marshall


## 2010 (r-Jr.)

- ✓ Started all 13 games
- ✓ Finished with six thunderbolt blocks and 45 knockdowns
- ✓ WVU Offensive Champion: UNLV, Cincinnati
- ✓ Part of the line that paved the way for the Mountaineer offense to accumulate 40 or more yards of total offense in seven games

## 2009 (r-So.)

- ✓ Started all 13 games
- ✓ WVU Offensive Champion: Liberty
- ✓ Registered a team-high 15 thunderbolt blocks and 64 knockdowns
- ✓ Helped the Mountaineers produce a 1,000-yard rusher and a 2,000-yard passer
- ✓ Part of an offensive line that led the BIG EAST in rushing yards and No. 24 nationally

Don Barclay



## 2008 (r-Fr.)

- ✓ Played in all 13 games and started one
- ✓ Added depth as the primary backup and played tackle and guard
- ✓ Had a knockdown in nine games
- ✓ Paved the way for the No. 15 rushing offense nationally and No. 27 in fewest sacks allowed

## 2007 (Fr.)

- ✓ Redshirted

## High School

- ✓ Earned second team all-state honors for Coach Ron Butschle at Seneca Valley
- ✓ All-Quad North Conference on offensive and defensive lines
- ✓ Played in Pennsylvania-Ohio All-Star game

## Personal

- ✓ Birthday is April 18
- ✓ Son of Don and Dana Barclay
- ✓ One of three children
- ✓ Graduated in December 2011 with a degree in business management
- ✓ (5x) Garret Ford Academic Honor Roll
- ✓ (4x) BIG EAST Academic All-Star

# 54 Hunter Bittner

LB, 5-11, 223, Sr  
Irwin, Pa.



## 2011 (Sr.)

- ✓ Walk-on who added depth at strong-side linebacker
- ✓ Did not see any game action
- ✓ Defensive Scout Team Champion: Maryland

## 2010 (Jr.)

- ✓ Did not see any game action
- ✓ Defensive Scout Team Champion: Marshall, Louisville



## 2009 (So.)

- ✓ Sat out to meet eligibility requirements after transferring from Clarion
- ✓ Scout Team Champion: Louisville

## 2008 (Fr.)

- ✓ Attended Clarion but did not participate in football

## High School

- ✓ Started for coach Dave Brozeski at Norwin Senior High
- ✓ Second on team in tackles and led the team in sacks as a senior
- ✓ Earned honorable-mention all-conference Quad A honors


## Personal

- ✓ High school teammate of Tyler Urban
- ✓ Birthday is Nov. 17
- ✓ Son of Greg and Cathy Bittner
- ✓ One of two boys
- ✓ Will graduate in summer 2011 with a bachelor's degree in environmental protection
- ✓ (3x) Garrett Ford Academic Honor Roll



# 18 Brantwon Bowser

DB, 5-11, 188, r-Sr.  
Phoenix, Ariz.



## 2011 (r-Sr.)

- ✓ Added depth at left cornerback
- ✓ Also used on special teams
- ✓ Played in 12 of 13 games
- ✓ Had one tackle against Bowling Green
- ✓ Recorded one tackle against LSU
- ✓ Had a career-high three tackles against Norfolk State

## 2010 (r-Jr.)

- ✓ Played in all 13 games, primarily used on passing downs
- ✓ WVU Defensive Champion: USF, Louisville
- ✓ Season-high three tackles at Marshall and at LSU
- ✓ Also had two pass breakups and an interception against USF

## 2009 (r-So.)

- ✓ Did not see any game action
- ✓ Sustained shoulder injury that slowed his progress

## 2008 (So.)

- ✓ Redshirted after sustaining a right knee injury

## Junior College

- ✓ Coached by former Mountaineer standout Dale Wolfley
- ✓ Played in six games and collected 14 tackles, including 10 solos

## High School

- ✓ Coached by Tom Bruney at Maryvale High in Phoenix
- ✓ Two-time 2006 Class 5A first-team all-state selection

## Personal

- ✓ Birthday is Jan. 23
- ✓ Son of Robin Bowser
- ✓ Will graduate in May 2012 with a bachelor's degree in multidisciplinary studies
- ✓ (1x) Garret Ford Academic Honor Roll



Brantwon Bowser

## Bowser's Defensive Statistics

Year	G/GS	UT	AT	TT	TFL	Sacks	Int	PD	FF	FR
2011	12/0	3	2	5	0	0	0	0	0	0
2010	12/0	3	8	11	0	0	1/4	2	0	0
<b>Totals</b>	<b>24/0</b>	<b>6</b>	<b>10</b>	<b>16</b>	<b>0</b>	<b>0</b>	<b>1/4</b>	<b>2</b>	<b>0</b>	<b>0</b>

# 4 Devon Brown

WR, 6-1, 190, r-Sr.  
Ashburn, Va.



## 2011 (r-Sr.)

- ✓ Played in 13 games and started two at inside receiver
- ✓ Finished career with a season-best five catches against Clemson, third most in game, for 71 yards
- ✓ Two catches for 25 yards in win at Cincinnati
- ✓ Third on team with five catches against Louisville
- ✓ Two catches for 36 yards at Syracuse
- ✓ Earned start against LSU
- ✓ Exploded against Norfolk State, catching four passes for a game- and career-best 109 yards
- ✓ Connected with Geno Smith for an 18-yard score against Norfolk State, first TD in a WVU uniform

- ✓ Team best 55-yard reception against Norfolk State was a career long
- ✓ Caught four passes against Marshall in first career WVU game

### Wake Forest

- ✓ Transferred from Wake Forest
- ✓ Led the Deacons in receptions (39) and receiving yards (302) in 2010
- ✓ Scored a touchdown
- ✓ Led WFU in receptions (61) as a sophomore in 2009
- ✓ Second in the Atlantic Coast Conference in receptions per game (5.1)
- ✓ His 61 receptions tied Desmond Clark (1998) for the eighth-most catches in a season by a Deacon
- ✓ Had five receptions for 101 yards at Boston College (9/26)
- ✓ Finished with 12 catches for 101 yards against Miami (10/31)
- ✓ Led team in rushing against Baylor with eight carries for 46 yards and tied season-high with three receptions
- ✓ Saw action at wide receiver and returned kicks as a redshirt freshman
- ✓ Made first collegiate catch in the season-opener against Baylor
- ✓ Led Wake Forest in kickoff returns (16) and yards (350)
- ✓ Averaged 21.9 yards per return
- ✓ Had a long kickoff return (55) against Navy, second-longest return by a Deacon in 2008

### Prep

- ✓ Named the 2006 AAA Northern Region Offensive Player of the Year
- ✓ Selected first team all-state by the Associated Press
- ✓ Washington Post Offensive Player of the Year
- ✓ Offensive Player of the Year in the Liberty District and Northern Region
- ✓ Rushed for 1,744 yards and 29 touchdowns as a season at Stone Bridge, earning first team all-state honors, regional offensive player of the year, conference player of the year and first team all-conference honors
- ✓ Finished with a schoolrecord 312 yards against Virginia Madison
- ✓ Ran for a season record 1,730 yards in 2006
- ✓ As a junior at Bishop O'Connell, rushed for

- 1,282 yards and 14 touchdowns
- ✓ Caught six passes for 157 yards and threw a touchdown.

### Personal

- ✓ Birthday is May 18
- ✓ Son of Latasha Brown
- ✓ One of five children
- ✓ Majoring in integrated marketing communications
- ✓ (1x) Garret Ford Academic Honor Roll

### Brown's Receiving Statistics


Year	GP	Rec.	Yards	Avg.	TD	Long
2011	13	29	404	18.9	1	55





# 51 Josh Contraquerro

LB, 5-11, 228, Sr.  
Wheeling, W. Va.




## 2011 (Sr.)

- ✓ Walk-on who added depth at strong-side linebacker
- ✓ Did not see any game action
- ✓ Defensive Scout Team Champion: Maryland

## 2010 (Jr.)

- ✓ Did not see any game action
- ✓ WVU Scout Team Champion: Louisville



Josh Contraquerro

## 2009 (So.)

- ✓ Did not see any game action

## 2008 (Fr.)

- ✓ Redshirted

## Prep


- ✓ Played for coach Mike Young at Wheeling Central Catholic
- ✓ First Wheeling Central player to letter on four state championship teams
- ✓ Finished with 115 tackles, 11.5 sacks, five fumble recoveries, four interceptions, two returned for touchdowns, two blocked punts and a forced fumble as a senior

## Personal

- ✓ Birthday is Feb. 26
- ✓ Son of Robert and Jody Contraquerro
- ✓ Brother, Tom, was a former Mountaineer linebacker
- ✓ One of four children
- ✓ Will graduate in May 2012 with a bachelor's degree in business management
- ✓ (7x) Garrett Ford Academic Honor Roll
- ✓ (7x) Dean's List
- ✓ (1x) President's List

# 84 Andrew Goldbaugh

WR, 5-9, 182, Sr.  
Wheeling, W. Va.



## 2011 (r-Sr.)

- ✓ Added depth at wide receiver
- ✓ Didn't see any game action

## 2010 (r-Jr.)

- ✓ Did not see any game action
- ✓ WVU Scout Team Champion: Louisville


## 2009 (r-So.)

- ✓ Did not see any game action
- ✓ WVU Scout Team Champion: Rutgers

## 2008 (r-Fr.)

- ✓ Redshirted





Andrew Goldbaugh

**2007 (Fr.)**

- ✓ Named all-WVIAC in track at Wheeling Jesuit University

**Prep**

- ✓ Played for coach Chris Daugherty at Wheeling Park High
- ✓ Named all-state as a senior

**Personal**

- ✓ Birthday is March 23
- ✓ Son of Melissa and the late William Goldbaugh
- ✓ Will graduate in May 2012 with a bachelor's degree in exercise physiology
- ✓ (2x) Garrett Ford Academic Honor Roll

**West Virginia Football ...**

- ✓ 10 Straight Winning Seasons
- ✓ 10 Straight Bowl Games, Best in School History
- ✓ T16th Best 3-Year Record in College Football
- ✓ 18th Best 4-Year Record in College Football
- ✓ T13th Best 5-Year Record in College Football
- ✓ 13th Best 6-Year Record in College Football
- ✓ 11th Best 7-Year Record in College Football
- ✓ 11th Best 8-Year Record in College Football
- ✓ 12th Best 9-Year Record in College Football
- ✓ 9th Best 9-Year Road Record in College Football
- ✓ 10th Best 9-Year Home Record in College Football

52  
**Najee Goode**

LB, 6-1, 241, r-Sr.  
Cleveland, Ohio



**2011 (r-Sr.)**

- ✓ Two-year starter, spent the 2010 season at strong-side linebacker
- ✓ Began season as starting middle linebacker, moved back to the strong side after injury to Doug Rigg and finished year at weak side
- ✓ First Team All-BIG EAST (Coaches, Phil Steele, and ESPN.com)
- ✓ Ranked No. 12 in total tackles in the BIG EAST; No.18 in the BIG EAST in sacks
- ✓ Ranked No. 10 in the BIG EAST and No. 64 nationally in tackles for loss
- ✓ Led the team in assisted tackles (44) and total tackles (87); tied for team lead in TFLs (15); No. 3 in sacks (5)
- ✓ Had a game-high 1.5 tackles for loss against Clemson; also tied for game highs with one sack and one fumble recovery
- ✓ Had seven tackles at USF; also forced a fumble that led to the game-winning field goal
- ✓ Collected career highs with two sacks and six solo tackles against Pitt; also tied a career high with three tackles for loss and eight total tackles
- ✓ Registered a game-high three tackles for loss and had team highs with one sack and eight total tackles at Cincinnati
- ✓ Finished with eight tackles, including four solo stops, two tackles for loss and a one sack against Louisville
- ✓ Collected his second career interception against the Cardinals, returning it 15 yards
- ✓ Recorded seven tackles and had a game high with two tackles for loss at Rutgers
- ✓ Assisted on a game-high eight tackles against LSU and assisted on a tackle for loss
- ✓ Had a career-high 13 tackles at Maryland
- ✓ Game-high seven tackles against Marshall

**2010 (r-Jr)**

- ✓ Played in 13 games and started 11
- ✓ No. 26 in the BIG EAST in tackles for loss per game

- ✓ WVU Defensive Champion: USF, Louisville
- ✓ Eighth-leading tackler on the team with 47 tackles, including 26 solo stops, three sacks, 8.5 tackles for loss, four pass breakups and a forced fumble
- ✓ Five or more tackles three times, including season-high 10 tackles at Marshall
- ✓ Registered multiple sacks once and multiple tackles for loss two times
- ✓ Collected four tackles at LSU, including a sack and a pass breakup
- ✓ Collected five tackles, including assisting on a tackle for loss against Syracuse
- ✓ Finished with six tackles at Pitt, including five solo stops, a tackle for loss and forced a fumble

**2009 (r-So.)**

- ✓ Played in 13 games and started one
- ✓ Registered 11 tackles this season, including six solo stops
- ✓ Also had two pass breakups

**2008 (r-Fr.)**

- ✓ Played in all 13 games
- ✓ Finished with 12 tackles for the season
- ✓ Collected four tackles against Villanova

- ✓ Two solo tackles and an interception returned for 28 yards at Louisville

**2007 (Fr.)**

- ✓ Redshirted
- ✓ Scout Team Defensive Champion: East Carolina

**High School**

- ✓ Started at quarterback and linebacker for Coach Art Bortnick at Benedictine High
- ✓ Named the MVP of the Cuyahoga County East-West High School All-Star Charity Game
- ✓ Honor Roll

**Personal**

- ✓ Birthday is June 4
- ✓ Son of John and Fatimah Goode
- ✓ Father played for the St. Louis Cardinals and the Philadelphia Eagles in the NFL
- ✓ Will graduate in May 2012 with a bachelor's degree in industrial engineering

**Goode's Defensive Statistics**

Year	G/GS	UT	AT	TT	TFL	Sacks	Int	PD	FF	FR
2011	13/13	44	44	88	15/49	5/34	1/15	1	1	1
2010	13/11	26	21	47	8.5/35	3/18	0	4	1	0
2009	13/1	6	5	11	0	0	0	2	0	0
2008	13/1	5	7	12	0	0	1/28	0	0	0
<b>Totals</b>	<b>52/26</b>	<b>81</b>	<b>77</b>	<b>158</b>	<b>23.5/84</b>	<b>8/52</b>	<b>2/53</b>	<b>7</b>	<b>2</b>	<b>1</b>



Najee Goode



# 11 Bruce Irvin

DE, 6-3, 245, Sr.  
Atlanta, Ga.



## 2011 (Sr.)

- ✓ Fourth Team All-American (Phil Steele)
- ✓ First Team All-BIG EAST (Coaches, Phil Steele)
- ✓ Ranked No. 4 in the BIG EAST in sacks and tied for No. 28 nationally
- ✓ Tied for No. 7 in the BIG EAST in tackles for loss and tied for No. 48 nationally
- ✓ Finished season tied for No. 3 in the BIG EAST and No. 65 nationally in forced fumbles
- ✓ Led WVU in sacks (8.5), forced fumbles (3) and tied for team lead in tackles for loss (15)
- ✓ Finished career No. 4 on WVU's career sack chart (22.5)
- ✓ Tied for game-highs with one sack and one forced fumble against Clemson, also had one tackle for loss and two solo tackles
- ✓ Collected a career-high seven tackles, tied for a game high with one forced fumble and had two sacks versus Pitt
- ✓ Recorded team highs with one sack and one forced fumble at Cincinnati; also had four total tackles and two tackles for loss
- ✓ Finished with a game-high three tackles for loss and two sacks against Louisville
- ✓ Four tackles against UConn; also tied for game highs in tackles for loss and sacks with 1.5
- ✓ Four tackles and had a game-high 1.5 tackles for loss against LSU
- ✓ Recorded three tackles and one tackle for loss at Maryland
- ✓ Recorded three tackles and one sack in first career start at defensive end against Marshall

## 2010 (Jr.)

- ✓ Played in all 13 games
- ✓ Honorable mention All-America by SI.com
- ✓ Named second team all-BIG EAST by the league coaches and third team by Phil Steele



- ✓ No. 2 in the nation in sacks
- ✓ No. 3 on WVU's single-season sack chart
- ✓ Led the BIG EAST in sacks and tied for No. 4 in tackles for loss
- ✓ BIG EAST Defensive Champion: Maryland
- ✓ WVU Defensive Champion: Maryland, USF, Louisville, Rutgers
- ✓ Finished with 21 total tackles, 18 unassisted, 14 sacks, one pass breakup and two forced fumbles
- ✓ Multiple sacks in five games
- ✓ Season-high four solo tackles against Maryland, including a season-high three sacks for 22 yards, a pass breakup and a forced fumble
- ✓ Three solo tackles, including two sacks for 17 yards at UConn
- ✓ Three solo tackles, including two sacks at Louisville
- ✓ Two sacks for 14 yards against Rutgers
- ✓ Two sacks and forced a fumble against NC State in the Champs Sports Bowl

### Junior College

- ✓ Helped lead Mt. San Antonio to a 13-1 record, and conference, state and national Championships
- ✓ First team All-American by JC Athletic Bureau (LB) and Triumphant Sports (DE)
- ✓ Player of the year honors in all-California Region III
- ✓ Second-leading tackler on his team with 72 total tackles, including 45 solo stops, 16 sacks, 21 tackles for loss, 10 quarterback hurries, three forced fumbles, five pass breakups and one fumble recovery he returned 96 yards for a touchdown
- ✓ Scout.com's junior college No. 2 ranked player overall

### High School

- ✓ Played wide receiver for coach Ron Gartrell at Stephenson High School
- ✓ Helped lead Stephenson to the semifinals of the 2006 5A state championships
- ✓ One of seven players on his team to earn Division I scholarships

### Personal

- ✓ Birthday is Nov. 1
- ✓ Son of Rufus and Bessie Lee
- ✓ Oldest of two boys
- ✓ Majoring in sociology and anthropology

### Irvin's Defensive Statistics

Year	G/GS	UT	AT	TT	TFL	Sacks	Int	PD	FF	FR
2011	13/6	27	13	40	15/91	8.5/71	0	0	3	0
2010	13/0	18	3	21	14/88	14/88	0	1	2	0
<b>Totals</b>	<b>26/6</b>	<b>45</b>	<b>16</b>	<b>61</b>	<b>29/179</b>	<b>22.5/159</b>	<b>0</b>	<b>1</b>	<b>5</b>	<b>0</b>

# 41 Ricky Kovatch

*FB, 6-1, 235, Sr.  
Dublin, Ohio*



### 2011 (Sr.)

- ✓ Gave the Mountaineers a big, strong blocker in backfield
- ✓ Also used on special teams
- ✓ Played in 51 games during his career
- ✓ Played in all 13 games this season
- ✓ Recovered blocked punt in win at USF

### 2010 (Jr.)

- ✓ Played in all 13 games
- ✓ Used at fullback in multiple tight end sets

### 2009 (So.)

- ✓ Played in all 13 games





- ✓ Used at fullback in multiple tight end sets
- ✓ Awarded scholarship

### 2008 (Fr.)

- ✓ Played in 12 games
- ✓ Walk-on who earned time right away on special teams and as a backup at the fullback/tight end combination position
- ✓ Had one catch for 19 yards at Pitt

### High School

- ✓ Played for coach Mark Hundley at Dublin Jerome High
- ✓ A first team all-Ohio honoree
- ✓ Player of the Year in the Ohio Capital Conference as a senior
- ✓ Ohio Super 25 first-team linebacker

### Personal

- ✓ Birthday is Aug. 17
- ✓ Son of Rick and Joyce Kovatch
- ✓ Will graduate in May 2012 with a bachelor's degree in business and economics
- ✓ (3x) Dean's List
- ✓ (6x) Garrett Ford Academic Honor Roll

## 85 Willie Milhouse

*WR, 6-1, 207, Sr.  
Waldorf, Md.*



### 2011 (r-Sr.)

- ✓ Added depth at inside receiver
- ✓ Caught first touchdown in a WVU uniform in final game of career, connecting with Geno Smith on a 7-yard strike in the Orange Bowl
- ✓ Finished with three catches for 71 yards against Clemson; both marks were career bests
- ✓ Caught a 24-yard pass at Cincinnati
- ✓ Tallied two catches against Louisville
- ✓ Finished with two catches at Syracuse, including a career long 43-yard reception; became fifth Mountaineer receiver to catch a pass of 40 yards or better during the 2011 season
- ✓ Saw playing time against UConn

Ricky Kovatch



- ✓ Netted an 11-yard reception against Bowling Green
- ✓ Saw playing time against LSU
- ✓ Kept second-quarter drive alive at Maryland, catching an 11-yard pass that eventually led to WVU's third offensive TD of the game
- ✓ Saw action against Norfolk State
- ✓ Saw first career action as a Mountaineer against Marshall, catching one pass for 29 yards

### 2010 (Sr.)

- ✓ Sat out after transferring from Duquesne
- ✓ Scout Team Champion: Marshall, USF, Louisville

### Duquesne

- ✓ Three-year starter at safety
- ✓ Finished with 146 total tackles, four interceptions, six pass breakups, one forced fumble and one fumble recovery
- ✓ Returned 49 kickoffs for 1,135 yards with a long of 53 yards



**High School**

- ✓ Played for Coach Kevin Heider at Thomas Stone High
- ✓ First team all-conference at defensive back and receiver
- ✓ Track national qualifier in pentathlon for Junior Olympics

**Personal**

- ✓ Birthday is Jan. 22
- ✓ Son of Willie and Rhonda Milhouse
- ✓ Will graduate in December 2012 with a bachelor's degree in journalism

**Milhouse's Receiving Statistics**

Year	GP	Rec.	Yards	Avg.	TD	Long
2011	13	13	220	16.9	1	43

**West Virginia Football ...**

- ✓ 95-33 over the past 10 years
- ✓ Won 6 of the last 9 BIG EAST Titles
- ✓ 70 wins during the last 7 years
- ✓ 1 of 3 schools nationally to win 9 games for 7-straight years
- ✓ 1 of 5 schools nationally to win 8 games for 10 straight years

97  
**Julian Miller**

*DL, 6-4, 268, r-Sr.  
Columbus, Ohio*



**2011 (r-Sr.)**

- ✓ Anchored the West Virginia defensive line
- ✓ First Team All-BIG EAST (Phil Steele, ESPN.com)
- ✓ Tied for No. 2 in the BIG EAST and No. 27 nationally in fumbles recovered
- ✓ Tied for No. 11 in the BIG EAST and 87 nationally in sacks No. 11
- ✓ Tied for No. 17 in the BIG EAST in tackles for loss
- ✓ Finished at No. 2 on WVU's career sack chart (27.5)
- ✓ Finished at No. 2 on WVU's career tackles for loss list (42.5)
- ✓ Led the team with three fumble recoveries; also finished second with two forced fumbles and 11 tackles for loss
- ✓ Collected two solo tackles against Clemson
- ✓ Named BIG EAST Defensive Player of the Week on Nov. 14 after performance at Cincinnati and on Nov. 28 after Pitt
- ✓ Recorded four tackles, including two for loss, at USF; also had a pass breakup
- ✓ In last career home game versus Pitt, named WVU Defensive Player of the Week for his career-and game-high performance of 12 tackles, four sacks and nine solo tackles
- ✓ Had seven tackles, scored first-career touch down on fumble recovery; game-high four assisted tackles and one pass breakup at Cincinnati
- ✓ Collected five tackles, including two tackles for loss and assisted on a sack against Louisville
- ✓ Recovered a game-high two fumbles and assisted on five tackles at Rutgers
- ✓ Five solo tackles at Syracuse
- ✓ Recorded seven tackles and tied for a game high with one sack and one forced fumble against Bowling Green; game-high 1.5 tackles for loss
- ✓ Had six tackles and a forced fumble at Maryland



- ✓ Played defensive tackle for the first time in his career against Marshall

### 2010 (r-Jr.)

- ✓ Played in 13 games and started 12
- ✓ Named first team all-BIG EAST by ESPN.com and second team by rivals.com and Phil Steele
- ✓ WVU Defensive Champion: USF, Louisville
- ✓ Sixth-leading tackler with 54 tackles, including 28 solo stops, nine sacks, a team-leading 14 tackles for loss, one forced fumble and three pass breakups
- ✓ Five or more tackles in six games
- ✓ Multiple sacks in two games and multiple tackles for loss in four games
- ✓ Season-high nine tackles, including six unassisted tackles, and a tackle for loss at UConn
- ✓ Matched his career-high three sacks against Rutgers
- ✓ Six tackles against Coastal Carolina, including a tackle for loss and a pass breakup
- ✓ Six tackles against UNLV, including assisting on a sack and a pass breakup
- ✓ Six tackles, including four unassisted tackles and two tackles for loss at Louisville
- ✓ Five tackles against USF, including a sack, two tackles for loss

### 2009 (r-So.)

- ✓ Started all 13 games
- ✓ Named second team all-BIG EAST by rivals.com and third team by Phil Steele
- ✓ Selected for the WVU Gridiron Gladiator Award by the coaching staff
- ✓ Ranked No. 4 in the BIG EAST in sacks and tied for No. 6 in tackles for loss
- ✓ BIG EAST Defensive Champion: Louisville
- ✓ WVU Defensive Champion: Liberty, Syracuse, Marshall
- ✓ Eighth-leading tackler on the team with 53 tackles, including 30 solo tackles
- ✓ Team-high nine sacks and 14 tackles for loss
- ✓ Career-high three sacks for 19 yards, a pass breakup and six tackles, including five unassisted against Louisville
- ✓ Tied for the team high in tackles with seven, including three solo stops, a game-high three tackles for loss and 2.5 sacks against Liberty

### 2008 (r-Fr.)

- ✓ Played in all 13 games and started two
- ✓ 21 tackles, 3.5 sacks, three pass breakups and a fumble recovery
- ✓ Season-high four tackles, including three solo stops at Pitt
- ✓ Three tackles against North Carolina in the Meineke Car Care Bowl
- ✓ Three solo tackles, two sacks and a fumble recovery at Louisville



## 2007 (Fr.)

- ✓ Redshirted
- ✓ Scout Team's Defensive Player of the Year
- ✓ Scout Team Defensive Champion: Marshall

## High School

- ✓ Team MVP for coach Tom Dunlap at Beechcroft High
- ✓ An all-Ohio defensive end
- ✓ Finished with 53 tackles, including 24 assisted tackles, seven sacks, 13 tackles for loss, four forced fumbles, three fumble recoveries and an interception
- ✓ City League North MVP and central Ohio Super 25
- ✓ Big 33 game participant

## Personal:

- ✓ Birthday is Nov. 25
- ✓ Son of Kevin and Kelli Miller
- ✓ One of two children
- ✓ Graduated in December 2011 with a degree in multidisciplinary studies
- ✓ (4x) Garrett Ford Academic Honor Roll

## Miller's Defensive Statistics

Year	G/GS	UT	AT	TT	TFL	Sacks	Int	PD	FF	FR
2011	13/9	31	26	57	11/30	6/24	0	2	2	3
2010	13/12	28	26	54	14/47	9/33	0	3	1	0
2009	13/13	30	23	53	14/69	9/61	0	3	1	0
2008	13/2	11	10	21	3.5/35	3.5/35	0	3	0	1
<b>Totals</b>	<b>52/36</b>	<b>100</b>	<b>85</b>	<b>185</b>	<b>42.5</b>	<b>27.5</b>	<b>0</b>	<b>11</b>	<b>4</b>	<b>4</b>

# 87 Cody Nutter

LS, 6-3, 243, r-Sr.  
Parkersburg, W.Va.



## 2011 (r-Sr.)

- ✓ Outstanding Long Snapper
- ✓ Long snapper for punts, field goals and extra points
- ✓ WVU Special Teams Player of the Year
- ✓ Three-year starter and played in 39 consecutive games
- ✓ WVU did not have a punt, field goal or extra point blocked due to a bad snap in his three years as the team's long snapper
- ✓ WVU Special Teams Champion: Rutgers



## 2010 (r-Jr.)

- ✓ Played in all 13 games
- ✓ WVU Special Teams Champion: LSU, USF, Pitt
- ✓ WVU did not have a punt or extra point blocked

## 2009 (r-So.)

- ✓ Played in all 13 games
- ✓ WVU Special Teams Champion: USF
- ✓ WVU did not have a punt, field goal or extra point blocked
- ✓ Earned a scholarship after 2009 season

## 2008 (r-Fr.)

- ✓ Added depth at long snapper and tight end

## 2007 (Fr.)

- ✓ Redshirted



## High School

- ✓ Three-year letterwinner as a tight end and long snapper for coach Don Reeves
- ✓ Second team all-state
- ✓ Played in North-South and BACF All-Star games

## Personal

- ✓ Birthday is Oct. 25
- ✓ Son of David and Susan Nutter
- ✓ Graduated in December 2011 with a bachelor's degree in physical education teaching
- ✓ (7x) Garrett Ford Academic Honor Roll
- ✓ (5x) Dean's List
- ✓ (2x) BIG EAST Academic All-Star

# 30 Steve Paskorz

LB, 6-1, 242, r-Sr.  
Gibsonia, Pa.



## 2012 (r-Sr.)


- ✓ Saw limited action, making an appearance against Bowling Green
- ✓ Transferred from Notre Dame in Jan. 2011

## Notre Dame

- ✓ Two-year letterwinner as a linebacker and fullback
- ✓ Sat out the 2010 season recovering from a knee injury
- ✓ Made 11 appearances as a sophomore
- ✓ Saw action as a reserve fullback
- ✓ Played in 10 of Notre Dame's 13 games as a backup fullback as a freshman
- ✓ Used on 85 special teams plays

## Prep

- ✓ Lettered for Coach Greg Mihalik at Hampton High School
- ✓ Rated the No. 29-best prospect and No. 3 linebacker in Pennsylvania by rivals.com
- ✓ No. 7-rated linebacker by Tom Lemming
- ✓ No. 36 strong-side linebacker nationally and No. 29-best prospect in Pennsylvania
- ✓ Missed most of senior season with a hamstring injury
- ✓ First-team *Associated Press* all-state as a junior on defense and as an all-purpose player, one of only four juniors on the team



- ✓ Also played running back, becoming just the 35th player in Pennsylvania high school history to rush for at least 4,000 yards in his career
- ✓ Ran for 1,291 yards on 160 carries as a junior even though he was hampered by an ankle injury
- ✓ Rated No. 20-best running back nationally and No. 43 in the East by *The Sporting News* as a junior
- ✓ No. 33 running back nationally by CBSSportsline.com, the *Sporting News* No. 5 prospect as an athlete
- ✓ Finished with 2,187 yards rushing as a sophomore, including five 200-yard games
- ✓ Only sixth sophomore to ever make *Pittsburgh Post-Gazette* Fabulous 22 team.

## Personal

- ✓ Birthday is Aug. 5
- ✓ Son of Steve and Lisa Paskorz
- ✓ Will complete his master's degree in sport management in May 2012
- ✓ (1x) Garrett Ford Academic Honor Roll

# 55 Tyler Rader

OL, 6-3, 296, r-Sr.  
Cross Lanes, W. Va.



## 2012 (r-Sr.)

- ✓ Made his first career start at right guard against Marshall; started all but one game in 2011
- ✓ Played in 16 career games
- ✓ Saw action in 797 offensive plays
- ✓ Tallied 36 knockdowns
- ✓ Only allowed two sacks all season
- ✓ Saw action in 74 plays in the Orange Bowl and finished with six knockdowns
- ✓ Saw time on 41 plays at USF
- ✓ Tallied one knockdown on 27 plays in Pitt win
- ✓ Had two knockdowns on 55 plays at Cincinnati
- ✓ Saw action on 66 plays against Louisville
- ✓ Two knockdowns on 32 plays in Rutgers win
- ✓ Three knockdowns on 54 plays at Syracuse
- ✓ Two knockdowns on 79 plays against UConn
- ✓ Two knockdowns on 63 plays against Bowling Green
- ✓ Five knockdowns on season-high 87 plays vs. LSU
- ✓ Team-high five knockdowns on 74 plays at Maryland
- ✓ Four knockdowns on 80 plays against Norfolk State
- ✓ Three knockdowns on 65 plays against Marshall

## 2010 (r-Jr.)

- ✓ Saw limited action at right guard

## 2009 (r-So.)

- ✓ Sustained a knee injury in the spring, had surgery and was out until the end of September
- ✓ Started at tight end and moved to guard during the season

## 2008 (r-Fr.)

- ✓ Moved from offensive line to tight end during the spring
- ✓ Saw limited action



## 2007 (Fr.)

- ✓ Redshirted

## High School

- ✓ Lettered as an offensive guard and a linebacker for coach Scott Tinsley at Nitro High
- ✓ Played in the North-South All-Star Game

## Personal

- ✓ Birthday is July 3
- ✓ Son of Chris and Candiz Rader
- ✓ Will graduate in May 2012 with a bachelor's degree in athletic coaching education
- ✓ (2x) Garrett Ford Academic Honor Roll

# 24 Eain Smith

DB, 5-11, 202, r-Sr.  
Miramar, Fla.



## 2011 (r-Sr.)

- ✓ Started all 13 games at free safety
- ✓ Second Team All-BIG EAST (Coaches)
- ✓ Third Team All-BIG EAST (Phil Steele)
- ✓ Tied for No. 17 in the BIG EAST in passes defended; ranked No. 19 in the BIG EAST in total tackles
- ✓ Led the team in unassisted tackles (55); No. 3 in passes defended (6)
- ✓ Had game highs with 13 tackles and 12 solo tackles against Clemson; also assisted on a tackle for loss
- ✓ BIG EAST Special Teams Player of the Week on Nov. 14 for his performance at Cincinnati
- ✓ Recorded five solo tackles and one pass breakup at USF



- ✓ Had three tackles and one pass breakup versus Pitt
- ✓ Blocked game-tying field goal attempt by Cincinnati as time expired; also had one tackle for loss and four total stops
- ✓ Finished with three solo tackles against Louisville
- ✓ Tied for a career and game high with five solo tackles at Rutgers; also tied for a game high with two pass breakups
- ✓ Registered seven total tackles at Syracuse; tied a career high with five solo tackles
- ✓ Tied for game highs with eight tackles and five solo tackles against UConn; also forced a game-high one fumble
- ✓ Recorded a team-high five solo tackles and tied for a game high with two pass breakups against Bowling Green; also forced one fumble
- ✓ Had four tackles against LSU
- ✓ Had a tackle for loss against LSU
- ✓ Recorded five tackles and a game-saving interception at Maryland
- ✓ Had five tackles, including four solos against Norfolk State
- ✓ Had four tackles, including three solos against Marshall

## 2010 (r-Jr.)

- ✓ Played in 12 games
- ✓ Used primarily on passing packages
- ✓ WVU Defensive Champion: USF, Louisville
- ✓ Finished with 39 tackles, including 16 solo stops, a nine-yard sack and an interception he returned 38 yards
- ✓ Registered four tackles, including three solo stops against Coastal Carolina
- ✓ Collected his first career interception at LSU, returning it 38 yards
- ✓ Five tackles, including three solo tackles at UConn
- ✓ Nine-yard sack at Louisville
- ✓ Posted two solo tackles at Pitt

## 2009 (r-So.)

- ✓ Played in 13 games
- ✓ Finished with 17 total tackles, including eight solo stops
- ✓ Four tackles, including three unassisted stops at Auburn
- ✓ Registered four tackles against East Carolina
- ✓ Finished with season-high five tackles and a pass breakup against Liberty



## 2008 (r-Fr.)

- ✓ Played in all 13 games and started four
- ✓ Posted 39 tackles, including 16 solo stops, assisted on a sack and had a pass breakup
- ✓ Season-high six tackles at East Carolina
- ✓ Registered five tackles against Syracuse and USF
- ✓ Collected four tackles at Pitt

## 2007 (Fr.)

- ✓ Redshirted
- ✓ Scout Team Champion: Western Michiga

## High School

- ✓ All-Florida defender for coach Mark Guandolo at Chominade-Madonna High
- ✓ Recorded 50 tackles, three sacks, six interceptions, two forced fumbles and two fumble recoveries as a senior
- ✓ Helped lead Chaminade-Madonna to a 21-5 mark over two years with a state title

## Personal

- ✓ Birthday is March 7
- ✓ Son of Karmah Bennett
- ✓ Graduated in December 2011 with a bachelor's degree in multidisciplinary studies
- ✓ (2x) Garrett Ford Academic Honor Roll

## Smith's Defensive Statistics

Year	G/GS	UT	AT	TT	TFL	Sacks	Int	PD	FF	FR
2011	13/13	55	21	76	3/13	0	1/1	6	1	0
2010	12/1	15	8	23	1/9	1/9	1/38	2	0	0
2009	13/4	8	9	17	0	0	0	1	0	0
2008	13/4	16	23	39	0.5/2	0	0	1	1	0
<b>Totals</b>	<b>51/22</b>	<b>94</b>	<b>61</b>	<b>155</b>	<b>4.5/24</b>	<b>1/9</b>	<b>2/39</b>	<b>10</b>	<b>2</b>	<b>0</b>

# 65 Chad Snodgrass

OL, 6-5, 298, r-Sr.  
Cross Lanes, W. Va.



## 2011 (r-Sr.)

- ✓ Played in all 13 games at left guard
- ✓ Used on special teams
- ✓ Also can be used at the tackle position
- ✓ Saw action on a season high 12 plays against Bowling Green

## 2010 (r-Jr.)

- ✓ Played in 12 games
- ✓ Finished with three knockdowns and one thunderbolt block

Chad Snodgrass



## 2009 (r-So.)

- ✓ Saw action in four games
- ✓ Broke a bone in his right foot in the middle of November and missed the remainder of the season

## 2008 (r-Fr.)

- ✓ Sat out the season after having shoulder surgery in the spring

## 2007 (Fr.)

- ✓ Redshirted

## High School

- ✓ Two-time all-state lineman for coach Scott Tinsley at Nitro High
- ✓ Two-year finalist for Hunt Award as state's top lineman
- ✓ Captain of the North-South All-Star Game
- ✓ Finished with 14 sacks
- ✓ President of RAZE

## Personal

- ✓ Birthday is Oct. 26
- ✓ Son of David and Kathy Snodgrass
- ✓ One of two children
- ✓ Graduated in December 2011 with a bachelor's degree in multidisciplinary studies
- ✓ (3x) Garret Ford Academic Honor Roll



# 2 Brad Starks

WR, 6-3, 193, r-Sr.  
Unionville, Va.



## 2011 (r-Sr.)

- ✓ Two-year starter at wide receiver
- ✓ Played in 42 career games
- ✓ Ranked third on team with four receiving TDs
- ✓ Did not play at Cincinnati, against Pitt, at USF or in Orange Bowl against Clemson after sustaining knee injury against Louisville
- ✓ Stellar day at Rutgers, tallying a career-best 128 all-purpose yards, including a season best 45 yards on five catches, also a season high
- ✓ Turned only catch at Syracuse into a score, connecting with Geno Smith for a 25-yard TD, his third score in as many games
- ✓ Elevated spectacularly for a 22-yard touchdown against UConn



- ✓ Talled his second score of the season with a six-yard reception against Bowling Green
- ✓ Grabbed three passes for 24 yards against LSU
- ✓ Made one catch against Norfolk State count, as he connected with Paul Millard on a 30-yard TD strike; score was his first of season and Millard's first of his career

## 2010 (r-Jr.)

- ✓ Played in 13 games and started two
- ✓ Saw limited time during the early part of the season, battling hamstring and hip injuries
- ✓ WVU Offensive Champion: UNLV, Cincinnati
- ✓ Finished with 19 catches for 317 yards, four touchdowns and long of 48
- ✓ Registered a game-high four receptions for 100 yards, three touchdowns and a long of 48 against UNLV
- ✓ Scored on a 31-yard reception against USF
- ✓ Tied his season-high with four catches for 39 yards against Cincinnati
- ✓ Three catches for 38 yards with a long of 15 against Syracuse
- ✓ Three catches for 35 yards at UConn and scored on a 53-yard run

## 2009 (r-So.)

- ✓ Played in 12 games and started eight
- ✓ Ranked No. 15 in the BIG EAST in receiving yards per game and No. 16 in receptions per game
- ✓ WVU Offensive Champion: Syracuse, Cincinnati
- ✓ Team's third-leading receiver with 29 catches for 405 yards, two touchdowns
- ✓ Had six plays of 20 yards or more
- ✓ Team-high five catches for 50 yards with a long of 17 and a touchdown at Cincinnati
- ✓ Three catches for 68 yards, including a long of 48 and a touchdown against Colorado
- ✓ Two catches for 65 yards with a long of 58 at Auburn
- ✓ Career-high five catches for 76 yards with a long reception of 55 against East Carolina

## 2008 (r-Fr.)

- ✓ Played in nine games and started two
- ✓ Fifth-leading receiver with 17 catches for 168 yards, a touchdown with a long of 35
- ✓ Season-high four catches for 61 yards, a long of 35 and a touchdown against North

- ✓ Carolina in Meineke Car Care Bowl
- ✓ Team-leading four catches for 38 yards, including a long catch of 24 at Pitt
- ✓ Team-leading three catches for 17 yards at Louisville

### 2007 (Fr.)

- ✓ Redshirted

### High School

- ✓ All-state quarterback from Orange County High
- ✓ District Player of the Year for coach John Kayajanian
- ✓ All-time Central Virginia career passing leader with 6,331 yards, 70 TD
- ✓ Also rushed for 2,541 career yards (36 TD)

### Personal

- ✓ Birthday is Nov. 23
- ✓ Son of Emmett and Karen Starks
- ✓ Will graduate in May 2012 with a bachelor's degree in sociology and anthropology

### Starks' Receiving Statistics

Year	G/GS	Rec.	Yards	Avg.	TD	Long
2011	8/0	14	174	12.4	4	30
2010	13/2	19	317	16.7	4	48
2009	12/8	29	405	14.0	2	58
2008	9/2	17	168	9.9	1	35
<b>Totals</b>	<b>42/12</b>	<b>79</b>	<b>1,064</b>	<b>13.5</b>	<b>11</b>	<b>58</b>

# 8 Keith Tandy

*DB, 5-10, 199, r-Sr.  
Hopkinsville, Ky.*



### 2011 (r-Sr.)

- ✓ Three-year starter at cornerback
- ✓ Played in 45 career games and started 40
- ✓ First Team All-BIG EAST (Coaches, Phil Steele, and ESPN.com)
- ✓ Named to the 2011 All-ECAC defense
- ✓ Previously played right cornerback and was moved to the left side during the spring
- ✓ No. 2 in the BIG EAST and tied for No. 43 in the nation in passes defended
- ✓ Ranked No. 3 in the BIG EAST and tied for No. 38 nationally in interceptions
- ✓ Finished the season No. 30 in the BIG EAST in total tackles

- ✓ Had a team-high nine pass breakups in 2011; also led the team with four interceptions for 13 passes defended
- ✓ Tied for a game high with six solo tackles and one interception against Clemson
- ✓ Made four unassisted tackles at USF
- ✓ Collected five total tackles versus Pitt
- ✓ Had game highs with one interception and two pass brakeups at Cincinnati
- ✓ Finished with three tackles, including two solo stops against Louisville
- ✓ Tied for a game high with two passes defended at Rutgers; also recorded five total tackles
- ✓ Registered five solo tackles and had seven total tackles at Syracuse
- ✓ Tied a game high with five solo tackles and had a total of six tackles against UConn
- ✓ Recorded three solo tackles and a game high two interceptions against Bowling Green
- ✓ Tied for game high with two pass breakups against Bowling Green
- ✓ Had six tackles, including a team-high five solo stops and one pass breakup against LSU
- ✓ Tied his career high with 10 tackles and tied

- with a team high eight solo tackles at Maryland
- ✓ Had three solo tackles against Norfolk State
- ✓ Team-high five solo tackles against Marshall

### 2010 (r-Jr.)

- ✓ Started all 13 games
- ✓ Earned second-team All-America honors from SI.com and third-team All-America honors from rivals.com
- ✓ Named first team all-BIG EAST by the BIG EAST coaches, rivals.com and Phil Steele
- ✓ Tied for No. 5 nationally in passes defended (17) and tied for No. 10 in interceptions (6)
- ✓ No. 1 in BIG EAST in interceptions and tied for No. 1 in passes defended
- ✓ BIG EAST Defensive Champion: USF
- ✓ WVU Defensive Champion: UNLV, USF, Cincinnati, Louisville
- ✓ Fifth-leading tackler on the squad with 57 tackles, including 38 unassisted tackles, two tackles for loss, a team-leading six interceptions, team-leading 11 pass breakups and a forced fumble
- ✓ Two double-figure tackle performances
- ✓ Five or more tackles in four games
- ✓ Two interceptions against UNLV
- ✓ Team-high 10 tackles against USF, including six solo stops, one forced fumble, one interception and assisted on a tackle for loss
- ✓ Tied his team-high mark of 10 tackles against Syracuse, including five unassisted tackles
- ✓ Team-high nine tackles at Pitt, including eight unassisted tackles and a pass breakup
- ✓ Five solo tackles, including one for loss, an interception and four pass breakups against Cincinnati

### 2009 (r-So.)

- ✓ Started all 13 games
- ✓ Tied for No. 10 in the BIG EAST in interceptions (3) and tied for No. 14 in passes defended (7)
- ✓ WVU Defensive Champion: East Carolina, Syracuse
- ✓ Sixth-leading tackler on the team with 61 total stops, including 43 solo stops, four tackles for loss, three interceptions, a fumble recovery and four pass breakups
- ✓ Five or more tackles in six games
- ✓ Team-high and career-high 10 tackles, including seven solo and an interception against Pitt
- ✓ Eight tackles, including six solo stops and an interception against UConn

- ✓ Finished with seven tackles, including six solo stops and a tackle for loss against Louisville
- ✓ Collected seven solo tackles, including one for loss at USF

### 2008 (r-Fr.)

- ✓ Played in six games and started one
- ✓ Used primarily on special teams
- ✓ Had six tackles, including four solo stops
- ✓ Season-high three solo tackles against North Carolina

### 2007 (Fr.)

- ✓ Redshirted
- ✓ Scout Team Special Teams Champion: Louisville

### High School

- ✓ All-Kentucky defensive prospect from Christian County High
- ✓ Holds almost ever school passing record with career totals of 8,609 yards and 90 touchdowns and a season record 32 touchdowns
- ✓ Set two school records with 528 yards and eight scores in a game
- ✓ Collected four interceptions and rushed for 1,007 yards as a senior

### Personal

- ✓ Birthday is Feb. 12
- ✓ Son of Joyce Jordan
- ✓ Graduated in December 2011 with a bachelor's degree in forensic and investigative sciences
- ✓ (3x) Garrett Ford Academic Honor Roll
- ✓ (3x) BIG EAST Academic All-Star

### Tandy's Defensive Statistics

Year	G/GS	UT	AT	TT	TFL	Sacks	Int	PD	FF	FR
2011	13/13	50	14	64	2/9	9	4	0	0	
2010	13/13	38	19	57	2/3	11	6	1	0	
2009	13/13	43	18	61	4/12	4	3	0	1	
2008	6/1	4	2	6	0	0	0	0	0	
<b>Totals</b>	<b>45/40</b>	<b>135</b>	<b>53</b>	<b>188</b>	<b>8</b>	<b>24</b>	<b>13</b>	<b>1</b>	<b>1</b>	

### West Virginia Football ...

- ✓ 48 All-American selections since 2002
- ✓ Four Academic All-Americans in 6 years and 28 in the history of the program
- ✓ At least 10 all-BIG EAST honorees in each of the last 5 years
- ✓ 104 BIG EAST all-conference selections in the last 12 years



94

# Josh Taylor

DL, 6-7, 285, r-Sr.  
Miramar, Fla.



## 2011 (r-Sr.)

- ✓ Added depth at nose tackle
- ✓ Saw action in eight games and made first start of the season versus Pitt
- ✓ Missed Louisville and Cincinnati games with knee injury; came back for a few plays against Pitt; but couldn't finish game or remainder of season
- ✓ Recorded a season-high three tackles against UConn; also assisted on a sack and assisted on a tackle for loss
- ✓ Assisted on a tackle against Bowling Green
- ✓ Recorded two tackles at Maryland

## 2010 (r-Jr.)

- ✓ Played in 10 games
- ✓ Finished with 13 tackles, including three solo stops, and a forced fumble for the season
- ✓ Season-high four tackles at LSU
- ✓ Three tackles and a forced fumble against UNLV, including two unassisted tackles
- ✓ Two tackles against Rutgers

## 2009 (r-So.)

- ✓ Recipient of the Tom Nickolich Award, given to the team's most outstanding walk-on player
- ✓ Earned scholarship before the 2009 season
- ✓ Played in 12 games and started seven
- ✓ WVU Defensive Champion: Syracuse
- ✓ Registered 23 tackles for the season, including 11 unassisted stops, two sacks, 3.5 tackles for loss and an interception return of eight yards
- ✓ Season-best four tackles against UConn
- ✓ Registered three tackles, including one for loss against Florida State in Gator Bowl
- ✓ Registered two solo tackles and had an eight-yard interception return at Syracuse

## 2008 (r-Fr.)

- ✓ Saw limited playing time, making an appearance against Louisville

## 2007 (Fr.)

- ✓ Redshirted

## High School

- ✓ Four-year letterwinner and three-year captain for coach Damon Cogdell at Miramar High
- ✓ Named to the Dade-Broward All-Star team
- ✓ Selected the Brian Piccolo Scholar Athlete Award
- ✓ National Honor Roll



## Personal


- ✓ Birthday is May 23
- ✓ Son of Willie, Sr., and Ellen Taylor
- ✓ Will graduate in May 2012 with a bachelor's degree in sociology and anthropology
- ✓ (1x) Garrett Ford Academic Honor Roll

## Taylor's Defensive Statistics

Year	G/GS	UT	AT	TT	TFL	Sacks	Int	PD	FF	FR
2011	9/1	2	7	9	0.5/2	0.5/2	0	0	0	0
2010	11/0	3	10	13	0	0	0	0	1	0
2009	12/7	11	12	23	3.5/12	2/9	1/8	0	0	0
2008	1/0	0	1	1	0	0	0	0	0	0
<b>Totals</b>	<b>33/8</b>	<b>16</b>	<b>30</b>	<b>36</b>	<b>4/14</b>	<b>2.5/11</b>	<b>1/8</b>	<b>0</b>	<b>1</b>	<b>0</b>

# 89 Tyler Urban

IR, 6-5, 251, Sr.  
North Huntingdon, Pa.



Tyler Urban

## 2011 (Sr.)

- ✓ Starter at inside receiver
- ✓ Played tight end first three years of career
- ✓ Played in 50 career games and started 22
- ✓ Had a season- and career-best day against Pitt, snagging four catches for a 41 yards, including a season-long catch of 19 yards
- ✓ Caught two passes for 19 yards at Cincinnati, including a long catch of 15 yards
- ✓ Crucial cog in WVU's passing game at Rutgers, making two tough catches for 29 yards
- ✓ Nabbed a season long 19-yard catch vs. UConn
- ✓ Tallied a 14-yard grab against Bowling Green
- ✓ Caught a career-best three passes, including a 12-yard TD, against LSU
- ✓ Had a 16-yard reception against LSU, is his longest catch since 2009
- ✓ Connected with Geno Smith for a 12-yard TD against Norfolk State, his first score of 2011

## 2010 (Jr.)

- ✓ Played in 11 games
- ✓ Was starter at tight end, before sustaining an early season knee injury
- ✓ Saw limited time for the rest of the year
- ✓ Finished with three catches for seven yards
- ✓ Two catches for five yards against Coastal Carolina

## 2009 (So.)

- ✓ Played in 13 games and started seven-
- ✓ Earned the Whitey Gwynne Award from the WVU coaching staff for leadership and on-field play
- ✓ WVU Offensive Champion: Syracuse
- ✓ Finished with 10 catches for 117 yards and a touchdown
- ✓ Two catches for 49 yards with a long of 33 against Liberty
- ✓ Collected two catches for 28 yards against Louisville with a long of 22 yards
- ✓ Made his first collegiate catch against Rutgers, a 25-yard touchdown reception
- ✓ His second catch was a 12-yard touchdown against USF
- ✓ Made two big catches for 42 yards against North Carolina in the Meineke Car Care Bowl

## High School

- ✓ Coached by Dan Conwell at Norwin Sr. High
- ✓ As a senior, rushed for 510 yards on 80 carries and scored seven touchdowns as a fullback



- ✓ Registered 79 tackles and seven sacks
- ✓ Selected second-team all-state class 4A
- ✓ Pittsburgh Tribune Review's Terrific 25
- ✓ Member of the National Honor Society

### Personal

- ✓ Birthday is Sept. 30
- ✓ Son of James and Debra Urban
- ✓ Graduated in December 2011 with a bachelor's degree in finance
- ✓ (6x) Garrett Ford Academic Honor Roll
- ✓ (1x) Dean's List
- ✓ (3x) BIG EAST Academic All-Star

### Urban's Receiving Statistics

Year	G/GS	Rec.	Yards	Avg.	TD	Long
2011	13/7	20	226	11.3	2	19
2010	11/4	3	7	2.3	0	4
2009	13/7	10	117	11.7	1	33
2008	13/4	4	79	19.8	2	25
<b>Totals</b>	<b>50/22</b>	<b>37</b>	<b>429</b>	<b>11.6</b>	<b>5</b>	<b>33</b>

# 43 Casey Vance

LB, 5-9, 222, r-Sr.  
Seneca Rocks, W. Va.



### 2011 (r-Sr.)

- ✓ Played in 11 games and started seven
- ✓ Recorded six tackles versus Pitt
- ✓ Set a career high with four solo tackles against Syracuse; had a total of six tackles
- ✓ Registered three tackles and one tackle for loss against UConn; also assisted on a sack
- ✓ Assisted on a tackle against Bowling Green
- ✓ Had a career-high seven tackles at Maryland
- ✓ Had four tackles against Norfolk State
- ✓ Recorded three tackles against Marshall

### 2010 (r-Jr.)

- ✓ Had eight tackles (five solo) and forced a fumble

### 2009 (r-So.)

- ✓ Did not see any game action

### 2008 (r-Fr.)

- ✓ Scout Team Champion: Rutgers, Auburn

### 2007 (Fr.)

- ✓ Redshirted
- ✓ Scout Team Champion: Rutgers

### High School

- ✓ Two-time all-state selection for coach Terry Lahman at Petersburg High

### Personal

- ✓ Birthday is Dec. 17
- ✓ Son of Ronnie and Joanne Vance
- ✓ Already graduated with a bachelor's degree in history; currently working on a master's degree in special education
- ✓ (9x) Garrett Ford Academic Honor Roll
- ✓ (8x) Dean's List
- ✓ (1x) President's List
- ✓ (2x) BIG EAST Academic All-Star

### Vance's Defensive Statistics

Year	G/GS	UT	AT	TT	TFL	Sacks	Int	PD	FF	FR
2011	11/7	9	21	30	2.5/3	0.5/1	0	0	0	0
2010	12/0	5	3	8	0	0	0	0	1	0
<b>Totals</b>	<b>23/7</b>	<b>14</b>	<b>24</b>	<b>38</b>	<b>2.5/3</b>	<b>0.5/1</b>	<b>0</b>	<b>0</b>	<b>1</b>	<b>0</b>



Casey Vance



# 15 Coley White

*IR, 6-0, 174, Sr.  
Daphne, Ala.*



## **2011 (r-Sr.)**

- ✓ Added depth at inside receiver
- ✓ Saw limited action

## **2010 (r-So.)**

- ✓ Saw limited action, appearing in three games as a receiver

## **2009 (r-Fr.)**

- ✓ Saw limited action, making one appearance at quarterback against Marshall

## **2008 (Fr.)**

- ✓ Redshirted
- ✓ Scout Team Champion: Louisville

## **High School**

- ✓ Coached by Glenn Vickery at Daphne High
- ✓ Accounted for nearly 2,500 yards of total offense as a senior, 964 yards rushing and 1,500 yards passing

## **Personal**

- ✓ Birthday is Jan. 19
- ✓ Son of James and Vonametris White
- ✓ One of three boys
- ✓ Brother of former Mountaineer great, Pat White
- ✓ Will graduate in May 2012 with a bachelor's degree in business management
- ✓ (1x) Garrett Ford Academic Honor Roll
- ✓ (1x) Dean's List







Season  
Reviews  
and  
Statistical  
Totals  
2008-11



---

# 2008 Season Review

---

In life, there is always one constant - nothing stays the same – things change. Changes are made, routines are different and people have to adapt. Transition is tough in all walks of life. This was the case with the West Virginia University football team. A new head coach and coaching staff made 2008 a transition year for the Mountaineers.

Heading into the season, the Mountaineers lost three offensive playmakers to the NFL, and the defense lost eight starters, including Reed Williams, who after having shoulder surgery tried to play but was forced to sit out.

The offensive line returned in tact from the previous season, and Pat White, a preseason Playboy All-American returned, so expectations were running high from the fan base.

Transitions are sometimes tougher in athletics where routines are the norm. Faced with making a transition to a new coaching staff, the Mountaineers handled the challenge with a positive attitude.

The 19 seniors were the true heroes of this team. They led, counseled, advised and left as



the all-time winningest class in school history.

The Bill Stewart era officially got underway on Aug. 30 against Villanova. A sellout crowd watched as No. 8-ranked West Virginia left no doubt as to the game's outcome jumping on the Wildcats early. By throwing a career best five touchdown passes, White led the Mountaineers to the 48-21 victory.

Wide receiver Alric Arnett's first two career catches went for touchdowns, as did Will Johnson's first career catch. Nine different Mountaineers on defense played in their first collegiate game, and WVU got the season and the Stewart era officially started the right way – with a victory.

Things didn't go quite as well in game two as a senior-laden East Carolina squad was ready to ambush the Mountaineers. A fumble here and a missed tackle there, and the Pirates ended a seven game losing streak to the Mountaineers, winning 24-3.

West Virginia needed to regroup before a Thursday night non-conference contest at Colorado in game three. Early miscues allowed the Buffs to jump out to a 14-0 lead, but behind White, the Mountaineers neutralized the deficit.

White ran for 148 yards and two touchdowns, and Noel Devine added 133 yards to lead the Mountaineers ground game that amassed 311 yards. As in other cases throughout his career, White put the Mountaineers on his back, scoring two touchdowns to tie the game at 14-14 in the third quarter.

The game stayed tied throughout the remainder of the second half, forcing an overtime session. The Mountaineers had the first possession, but Pat McAfee's 23-yard field goal hit the upright to turn the ball over to the Buffaloes. Colorado kicker Alric Goodman sealed the 17-14 win, hitting a 25-yarder to end the game.

The loss did not erase the tremendous effort put forth by the Mountaineer defense as the unit kept the Buffs scoreless for more than three and a half quarters of action. Quinton Andrews led all tacklers with 15 stops.

Despite the loss, the coaching staff saw great improvement from game two to three. That night in the locker room with the coaches and players hurting from a tough defeat, the Mountaineers bonded and came together and were ready to face the rest of the season.

It was time to head back home and get back on the winning track against Marshall. The

Mountaineers proceeded to run off five-straight wins, including winning the entire month of October to run their record to 6-2 overall and 3-0 in the BIG EAST.

The WVU defense was spectacular, holding the Herd to just three points. Dating back to the Colorado game with the return of Williams, the WVU defense had gone seven quarters without giving up a touchdown.

On offense, Devine accounted for 125 yards rushing in West Virginia's second-straight 300-yard rushing performance, White completed 17-of-21 for 130 yards and two touchdowns and with McAfee's 55-yard punting average in the game, the Mountaineers put together a solid victory.

Receiver Jock Sanders finished with a career-best eight catches for 60 yards and a touchdown, Arnett had five catches for 54 yards and Dorrell Jalloh finished with two catches for 32 yards and a touchdown. Defensively, Williams led all tacklers with 11 tackles, including two for loss.

The victory over Marshall came at the right time as West Virginia evened its record at 2-2, before starting BIG EAST play. In the league opener, the Rutgers Scarlet Knights came to Morgantown looking to break a 14-game losing streak to the Mountaineers, and the Knights also were looking for their first win ever in Morgantown.

West Virginia took a 17-3 lead in the second quarter on tight end Tyler Urban's first career catch, a 14-yard touchdown catch by Sanders and a 40-yard McAfee field goal.

When the dust settled, it was West Virginia that defeated Rutgers for the 14<sup>th</sup>-straight time. Led by White and Jarrett Brown on offense, along with a strong defensive effort that held the Scarlet Knights to just 72 rushing yards, the Mountaineers started the BIG EAST season on the winning side.



White completed 12-of-17 passes for 137 yards and two touchdowns and ran for 59 yards. Devine ran for 55 yards and Brown ran for 44 yards and a touchdown.

Linebacker Anthony Leonard received his first career start, taking over the middle for the injured Williams. He led the WVU defense with nine tackles, including a tackle for loss.

In game six, West Virginia had to avoid a letdown. The Mountaineers were looking for a seventh-straight win over Syracuse.

With White sitting the game out with an injury, it was up to an injured Brown to lead the offense, and for the Mountaineer defense to keep the Orange in check.

Syracuse used a 16-play drive on its opening possession to take an early 3-0 lead on a 26-yard field goal from Morgantown native Patrick Shadle. That lead lasted until the second quarter when Sanders caught a 12-yard touchdown from Brown, giving the Mountaineers a 7-3 lead.

The Orange wouldn't go away as they drew within one, 7-6, just before halftime on a second Shadle field goal from 53-yards away.

Neither team scored in the third quarter, and West Virginia extended its lead to 10-6 on a 12-play drive at the beginning of the fourth quarter on a 33-yard field goal from McAfee. Syracuse came back again as it drove 59 yards down the field and was in the red zone, threatening for the go-ahead score. However, once again the defense held its ground and stymied the Orange, holding them on fourth down.





Julian Miller

Then on WVU's next possession, Devine's third down 92-yard burst sealed the win. It was the second longest touchdown run in school and stadium history. The Mountaineer defense bent but did not break, allowing Syracuse only six points. With so many injuries going into the game, it was important to get the win, and the Mountaineers stood at 4-2 overall and 2-0 in the BIG EAST.

Game seven brought the final non-conference game of the regular season to Morgantown as the Auburn Tigers from the SEC visited Milan Puskar Stadium. A fall Thursday night and a national television audience set the stage for the showdown.

Auburn took advantage of two early interceptions to claim a 17-3 advantage.

When the Tigers went for the jugular and recovered an onside kick in the second quarter, it was the Mountaineer defense that turned the tide and sent the visitors to the sidelines in three downs. That defensive stand turned the momentum and from there, the Mountaineer offense took off.

West Virginia scored 31 unanswered points behind a career-high 207 yards rushing from Devine and three touchdowns passing from

White to claim the program's fifth-straight win over an SEC opponent. Jalloh came up big with four catches for 53 yards, including two touchdowns and Arnett finished with a 44-yard touchdown reception.

The WVU defense held the Tigers scoreless in the second half behind a career-high 16 tackles from Leonard, and it was West Virginia's best all-around performance to date.

With non-conference play finished, the five remaining games allowed the Mountaineers to focus on BIG EAST play. At 5-2 overall and 2-0 in the league, game eight brought a road trip to Connecticut.

Despite falling behind early, the Mountaineers maintained their poise and played with passion.

The Mountaineer defense recorded its fifth second half shutout of the season, forcing key UConn turnovers and held the Huskie offense to 285 yards of total offense. Running back Donald Brown, the nation's leading rusher, was held to 82 yards for the game.

In turn, the offense exploded in the second half, scoring 21 third-quarter points, and 28 unanswered, to down Connecticut and remain undefeated against the Huskies overall and at Rentschler Field. The victory broke UConn's 11-game home winning streak.

White ran for 109 yards and two touchdowns and completed 11-of-18 passes for 121 yards and another touchdown to lead the WVU offense. Sanders accounted for three touchdowns for the game, running for 45 yards and two touchdowns and three receptions for 21 yards and a touchdown.

Lankster led the Mountaineer defense with 12 tackles, including a tackle for loss, and Ivy finished with 10 tackles, a pass breakup and an interception.

With the road win, West Virginia took command of the BIG EAST race. Four games were left, and the Mountaineers controlled their own destiny. However, all four games would be tough battles with the league's best teams.

In game nine, the Mountaineers returned home for a night game against Cincinnati, who was looking for revenge against the Mountaineers, and a classic defensive battle ensued.

Cincinnati showed that they meant business early when Mardy Gilyard returned the opening kickoff 100 yards, giving the Bearcats an early 7-0 lead. Then a Jake Rogers field goal gave UC a 10-0 lead.

West Virginia responded, cutting the Cincinnati lead to three points, scoring a touchdown on its next drive as White completed



a 19-yard strike to Arnett.

Cincinnati marched the ball down the field once again and upped its lead to 13-7 on a second field goal by Rogers, this time from 31-yards out. Midway through the second quarter, the Bearcats scored another touchdown by quarterback Tony Pike on a four-yard scamper, giving UC a 20-7 lead.

Throughout the third and most of the fourth quarters, things looked bleak as both defenses flexed their muscles and the offenses were shut down. The Mountaineers started a drive midway through the fourth quarter and drove down to the UC two-yard line and was turned away as White was intercepted on fourth down.

Starting deep in its' own territory and looking to run out the clock and preserve the victory, Cincinnati ran around and took a safety.

With 1:06 left on the clock, WVU went to work. White completed a 15-yard pass to Sanders, then a 23-yard pass to Jalloh, before a roughing the passer penalty took WVU down to the 12-yard line. A 14-yard pass to Sanders and then a three-yard pass to Jalloh completed the touchdown drive, and White ran in the two-point conversion to pull the Mountaineers within three of the lead with 19 seconds left.



McAfee then became the hero as his on-side kick was recovered by Ivy on the WVU 44-yard line. A 21-yard pass to Jalloh down the sideline set up McAfee for the game-tying 52-yard field goal to send the game into overtime.

West Virginia's 13-point comeback in 1:11 was one for the ages, but it fell short in overtime. The defense pitched its sixth second half shutout of the season. Pat McAfee's 52-yard kick was clutch under extreme pressure, but while the comeback showed tremendous heart, Cincinnati still prevailed.

Game 10 provided a road trip to Louisville where both teams were in need of a victory. The Mountaineer offense finished with 498 yards of total offense, including a season-high 376 on the ground. White and Devine, once again, took charge and led West Virginia to an important victory.

With his 200-yards rushing, White became the NCAA's all-time rushing leader among quarterbacks, and his five touchdowns responsible for (three rushing, two passing) in the game moved him past Donovan McNabb as the BIG EAST's all-time leader in career touchdowns responsible for. He also notched his school-record fourth 200-yard rushing game of his career.

Devine's 154-yards rushing against Louisville pushed him over the 1,000-yard mark for the year and gave West Virginia a 1,000-yard rusher in 12 of the last 13 seasons.

The defense had three sacks and forced a season high five turnovers, including three interceptions. Leonard led the WVU defense with nine tackles, including seven solo stops and an interception that he returned 36 yards.

The final road game of the regular season took place at Heinz Field, which was the backdrop for one of college football's oldest rivalries.

Pitt rode LeSean McCoy's back for 183 yards rushing and two touchdowns, along with Bill Stull's one passing touchdown to defeat the Mountaineers for the second-straight year in a close 19-15 come-from-behind victory.

Pitt took its first possession and marched down the field, putting up a 7-0 lead on Bill Stull's 30-yard pass to Derek Kinder. The Mountaineers put their first points on the board with a McAfee 20 yard field goal with 4:27 left in the first half to cut the Pitt lead to 7-3.

West Virginia scored the next 12 points from that point until the beginning of the fourth quarter to take a 15-7 lead with 11:53 left in the game.

Two McAfee field goals from 26 and 40 yards

and a patented White scramble and score from 54 yards had the fans happy with their team.

However, Pitt and McCoy had other plans. After White was intercepted deep in Pitt territory with 9:41 left in the game, McCoy made two runs to complete the touchdown drive. The two-point conversion failed leaving Pitt down by two with 8:07 left.

West Virginia's drive started on its 23-yard line. After a nine-yard run by Mark Rodgers on first down and a no gain from White on second down. The ball was handed off the Devine on third down who ran it two yards for the apparent first down. However, the yellow flag indicated holding and the drive was thwarted, giving the ball back to Pitt with 5:10 left in the game. The Panthers once again turned to its horse, McCoy, who scored the go-ahead touchdown 10 plays later.

West Virginia had one last shot with 52 seconds left, and reached the 18-yard line before time ran out.

There was one game left, and it was the final home game of the season, which meant the final home game for 19 Mountaineer seniors.

USF was the opponent on a frigid Dec. 6 evening. A national television audience tuned in to a sea of white in honor of Pat White and his fellow seniors' final home performance.

The Mountaineers took the early 7-0 lead in the first quarter as they marched the opening possession down the field in 11 plays and completed the touchdown drive. White found Urban for his second career touchdown from 12-yards out.

USF tied the game at 7-7 on its first possession of the second quarter when quarterback Matt Grothe scrambled from six-yards out to score the touchdown.

The Mountaineer defense came up big right before halftime when Glover intercepted Grothe deep in WVU territory to stop a Bulls scoring threat. A 45-yard McAfee field goal gave WVU a 10-7 halftime lead.

West Virginia started the second half just like it ended the first half. Lankster intercepted Grothe at the USF 41-yard line and returned it eight yards. McAfee hit his second field goal of the game, from 42 yards out, giving WVU a 13-7 lead, the final outcome of the game.

Both defenses took over from there. At the beginning of the fourth quarter, West Virginia drove down to the USF 22-yard line before the Bulls forced a turnover. With 5:36 left in the game, USF drove the field and had a first down at the WVU 14-yard line before the game ended.



Don Barclay

As the seniors left the field for the final time, an emotional outpouring of respect from Mountaineer fans to these 19 seniors capped off the perfect evening. And one of the school's all-time greatest was the last to leave the field.

To ensure this shining moment, the West Virginia defense came up big again as it did all season long. The unit pitched its seventh second half shutout of the season as the Mountaineers defeated the Bulls to finish the regular season at 8-4 overall and 5-2 in the BIG EAST.

West Virginia was awarded with its seventh straight bowl with an invitation to play in the Meineke Car Care Bowl in Charlotte, N.C., on Dec., 27.

The opponent would be North Carolina. A sell-out crowd of 73,712 fans from both teams packed Bank of America Stadium, and the two teams did not disappoint.

There was a total of 35 points scored in the first quarter alone, and it was quickly apparent that one of the best college bowl games of the season was right there in Charlotte.

The Mountaineers marched down the field and posted a 7-0 lead on an 18-yard run by Devine. Three plays later, the game was tied when TJ Yates completed a 73-yard pass play to Hakeem Nicks that went through the hands

---

of Lankster for a touchdown.

Five plays later, the fireworks show continued as White threw a 44-yard pass that was caught one-handed catch by Arnett, giving WVU the 14-7 advantage. Not to be outdone, UNC pulled off a trick play when Cooter Arnold threw a 66-yard pass to Nicks for 66 yards, his second touchdown to tie the game.

White then threw a 35-yard over the shoulder pass to Bradley Starks, giving the Mountaineers a 21-14 lead with two minutes left in the first quarter.

At the start of the second quarter, UNC had a first down on the WVU two-yard line and was turned away after going for it on fourth down. On the next play, Devine was caught in the end zone and tackled for a safety, cutting the Mountaineer lead to 21-16.

North Carolina took its turn. A 25-yard touchdown pass to Nicks gave the Heels a 23-21 lead with 10 minutes left until halftime.

On WVU's next possession, the Mountaineers drove 16 plays and was operating from the UNC nine-yard line when White was intercepted in the end zone just before the half.

The Mountaineers regrouped. WVU had the ball to start the second half, settling for a 25-yard field goal by McAfee to retake the lead, 24-23.

Not to be outdone, North Carolina drove the field 62 yards, and Yates scored a touchdown from four-yards out to give the Tar Heels a 30-24 lead with 4:29 left in the third quarter.

At the start of the fourth quarter, White was sacked on fourth down to stop a Mountaineer drive with 8:54 left in the game and things didn't look good for WVU.

Two plays later, the Mountaineer defense rose up once again, as Robert Sands forced Shaun Draughn to fumble the ball, and J.T. Thomas recovered. It was time for Pat White to pull off his magic one last time.

White completed a 41-yard pass to Sanders, then ran for nine yards before completing a 20-yard pass to Arnett for the winning score, 31-30, with 7:14 left in the game.

On UNC's final drive, Pat Lazear's interception iced the game for the Mountaineers, and White's final WVU play of his career was the victory kneel.

His 332 yards passing were a career high and a bowl record. He accounted for 387 yards of total offense and three touchdowns. Aside from being awarded his third-straight bowl MVP honor, he became the first starting quarterback in college football history to go 4-0 in bowl games.

There truly is only one Pat White and West Virginia fans witnessed WVU's greatest player for four years now. He will be missed by all West Virginia football fans, but for those honored to see him perform for the Mountaineers, his final performance, like so many in the past, was a classic.

In 2008, West Virginia football finished at 9-4 and No. 23 in the final national rankings. Since 2002, WVU football has been ranked a total of 64 weeks, including 31 weeks in the Top 10.

Stewart was just one of three first year head coaches in the nation to lead his team to a bowl victory, and became just the third WVU coach in history to take the Mountaineers to a bowl in his first season. Stewart is just the second coach in WVU history to lead his squad to nine wins in season number one.

A total of 10 players received all-conference honors to lead the BIG EAST for the third-straight season, and offensive lineman Ryan Stancheck along with kicker Pat McAfee took home all-American honors.

For McAfee, he was named a semifinalist for the Lou Groza national kicking award and one of three finalists for the prestigious Ray Guy national punting award. He ended his WVU career as one of the best punters and kickers in college football as well as the school's all-time leading scorer.

The 2008 seniors went out as the all-time winningest class in WVU history with a 42-9 record. The seniors were a part of four-straight bowl victories and countless weeks ranked in the Top 25. West Virginia football has the eighth best record in college football over the last three seasons, and sixth best in the last four years.

Stancheck and defensive lineman Doug Slavonic earned academic acclaim, and receiver Tito Gonzales was named a member of the college football coaches association good works team.

And finally White ended his career, not only with a college football record four bowl victories, but as the all-time NCAA quarterback rushing leader. He set 19 WVU, BIG EAST and NCAA record, and his 34-8 record as WVU's starting quarterback may never be challenged.

The transition was handled effectively. The foundation of West Virginia football continues to be strong, and now it will move forward in search of another BIG EAST championship. The winning ways continued in 2008 because a group of men bonded as a family.



# 2008 Statistical Totals

Date	Opponent	Result	Score	Attend.
A30	VILLANOVA	W	48-21	60,566
S6	at East Carolina	L	3-24	43,610
S18	at Colorado	L	14-17 (O)	51,883
S27	Marshall	W	27-3	60,154
O4	RUTGERS	W	24-17	59,122
O11	SYRACUSE	W	17-6	58,133
O23	AUBURN	W	34-17	60,765
N1	at Connecticut	W	35-13	40,000
N8	CINCINNATI	L	23-26 (O)	59,834
N22	at Louisville	W	35-21	34,796
N28	at Pitt	L	15-19	63,019
D6	USF	W	13-7	48,019
D27	North Carolina*	W	31-30	72,712

\* Meineke Car Care Bowl

Team Statistics	WVU	OPP
<b>SCORING</b> .....	<b>319</b>	<b>221</b>
Points Per Game .....	24.5	17.0
<b>FIRST DOWNS</b> .....	<b>237</b>	<b>249</b>
Rushing .....	134	109
Passing.....	86	124
Penalty.....	17	16
<b>RUSHING YARDAGE</b> .....	<b>2,729</b>	<b>1,711</b>
Yards gained rushing.....	3,029	2,029
Yards lost rushing .....	300	318
Rushing Attempts .....	517	475
Average Per Rush .....	5.3	3.6
Average Per Game .....	209.9	131.6
TDs Rushing.....	15	15
<b>PASSING YARDAGE</b> .....	<b>1,956</b>	<b>2,565</b>
Att-Comp-Int .....	305-202-8	428-240-17
Average Per Pass.....	6.4	6.0
Average Per Catch .....	9.7	10.7
Average Per Game .....	150.5	197.3
TDs Passing.....	22	11
<b>TOTAL OFFENSE</b> .....	<b>4,685</b>	<b>4,276</b>
Total Plays .....	822	903
Average Per Play.....	5.7	4.7
Average Per Game.....	360.4	328.9
<b>KICK RETURNS: #-Yards</b> .....	<b>41-881</b>	<b>53-1484</b>
<b>PUNT RETURNS: #-Yards</b> .....	<b>28-221</b>	<b>23-121</b>
<b>INT RETURNS: #-Yards</b> .....	<b>17-235</b>	<b>8-36</b>
<b>KICK RETURN AVERAGE</b> .....	<b>21.5</b>	<b>28.0</b>
<b>PUNT RETURN AVERAGE</b> .....	<b>7.9</b>	<b>5.3</b>
<b>INT RETURN AVERAGE</b> .....	<b>13.8</b>	<b>4.5</b>
<b>FUMBLES-LOST</b> .....	<b>20-8</b>	<b>21-11</b>
<b>PENALTIES-Yards</b> .....	<b>59-535</b>	<b>77-662</b>
Average Per Game.....	41.2	50.9
<b>PUNTS-Yards</b> .....	<b>62-2772</b>	<b>64-2609</b>
Average Per Punt .....	44.7	40.8
Net punt average.....	40.5	35.8
<b>TIME OF POSSESSION/Game</b> .	<b>29:03</b>	<b>30:57</b>
<b>3RD-DOWN Conversions</b> .....	<b>74/177</b>	<b>79/188</b>
3rd-Down Pct.....	42%	42%
<b>4TH-DOWN Conversions</b> .....	<b>4/13</b>	<b>7/22</b>
4th-Down Pct.....	31%	32%
<b>SACKS BY-Yards</b> .....	<b>25-161</b>	<b>18-109</b>
<b>TOUCHDOWNS SCORED</b> .....	<b>38</b>	<b>27</b>
<b>FIELD GOALS-ATTEMPTS</b> .....	<b>17-20</b>	<b>11-18</b>
<b>ON-SIDE KICKS</b> .....	<b>1-1</b>	<b>1-2</b>
<b>RED-ZONE SCORES</b> .....	<b>29-41 71%</b>	<b>28-44 64%</b>
<b>RED-ZONE TDS</b> .....	<b>20-41 49%</b>	<b>19-44 43%</b>
<b>PAT-ATTEMPTS</b> .....	<b>36/36 100</b>	<b>24/24 100</b>
<b>ATTENDANCE</b> .....	<b>406,593</b>	<b>233,308</b>
Games/Avg Per Game .....	7/58,085	5/46,662
Neutral Site Games .....	1/73,712	

Scoring By Quarters	1 <sup>st</sup>	2 <sup>nd</sup>	3 <sup>rd</sup>	4 <sup>th</sup>	OT	Total
West Virginia	70	67	101	78	3	319
Opponents	81	70	21	40	9	221

Rushing	GP	Att	Net	Avg	TD	Long
Devine, Noel.....	13	206	1,289	6.3	4	92
White, Pat.....	12	191	974	5.1	8	66
Sanders, Jock.....	13	48	250	5.2	2	29
Brown, Jarrett.....	9	36	169	4.7	1	35
Rodgers, Mark.....	13	15	80	5.3	0	19
Cooper, Zac.....	13	1	18	18.0	0	18
Jalloh, Dorrell.....	13	1	2	2.0	0	2
Arnett, Alric .....	13	2	-4	-2.0	0	0
Team.....	11	17	-49	-2.9	0	0
<b>Totals</b> .....	<b>13</b>	<b>517</b>	<b>2,729</b>	<b>5.3</b>	<b>15</b>	<b>92</b>
<b>Opponents</b> .....	<b>13</b>	<b>475</b>	<b>1,711</b>	<b>3.6</b>	<b>15</b>	<b>40</b>

Passing	Cmp-Att-Int	Pct	Yds	TD	Lng
White, Pat.....	180-274-7	65.7	1,842	21	52
Brown, Jarrett.....	22-30-1	73.3	114	1	25
Starks, Brad.....	0-1-0	0.0	0	0	0
<b>Totals</b> .....	<b>202-305-8</b>	<b>66.2</b>	<b>1,956</b>	<b>22</b>	<b>52</b>
<b>Opponents</b> .....	<b>240-428-17</b>	<b>56.1</b>	<b>2,565</b>	<b>11</b>	<b>73</b>

Total Offense	Plays	Rush/Pass	Total	Avg.
White, Pat.....	465	974/1842	2,816	234.7
Devine, Noel.....	206	1289/0	1289	99.2
Brown, Jarrett.....	66	169/114	283	31.4
Sanders, Jock.....	48	250/0	250	19.2
Rodgers, Mark.....	15	80/0	80	6.2
Cooper, Zac.....	1	18/0	18	1.4
Jalloh, Dorrell.....	1	2/0	2	0.2
Arnett, Alric .....	2	-4/0	-4	-0.3
Team.....	17	-49/0	-49	-4.5
<b>Totals</b> .....	<b>822</b>	<b>2,729/1,956</b>	<b>4,685</b>	<b>360.4</b>
<b>Opponents</b> .....	<b>903</b>	<b>1,711/2,565</b>	<b>4,276</b>	<b>328.9</b>

Receiving	No.	Yds	Avg	TD	Long
Sanders, Jock.....	53	462	8.7	7	41
Arnett, Alric.....	35	466	13.3	6	52
Devine, Noel.....	35	185	5.3	0	17
Jalloh, Dorrell.....	29	358	12.3	5	35
Starks, Brad.....	17	168	9.9	1	35
Lyons, Wes.....	11	104	9.5	0	19
Johnson, Will.....	9	64	7.1	1	12
Gonzales, Tito.....	5	57	11.4	0	2
Urban, Tyler.....	4	79	19.8	2	25
Kovatch, Ricky.....	1	19	19.0	0	19
Brown, Jarrett.....	1	-1	-1.0	0	0
Capers, Selvish.....	1	-2	-2.0	0	0
Rodgers, Mark.....	1	-3	-3.0	0	0
<b>Totals</b> .....	<b>202</b>	<b>1956</b>	<b>9.7</b>	<b>22</b>	<b>52</b>
<b>Opponents</b> .....	<b>240</b>	<b>2565</b>	<b>10.7</b>	<b>11</b>	<b>73</b>

Punt Returns	No.	Yds	Avg	TD	Long
Lankster, Ellis.....	20	171	8.6	0	36
Sanders, Jock.....	4	6	1.5	0	7
Hogan, Brandon.....	3	18	6.0	0	11
Thomas, J.T.....	1	26	26.0	0	0
<b>Totals</b> .....	<b>28</b>	<b>221</b>	<b>7.9</b>	<b>0</b>	<b>36</b>
<b>Opponents</b> .....	<b>23</b>	<b>121</b>	<b>5.3</b>	<b>0</b>	<b>18</b>

Field Goals	Att.	20-29	30-39	40-49	50+	Lg	Blk
McAfee, Pat....	17-20	6-8	4-4	5-6	2-2	52	0

FG Sequence	West Virginia	Opponents
Villanova.....	(52),(33)	42
East Carolina.....	(26)	(42),43
Colorado.....	23	(25)
Marshall.....	(39),(36)	(34),24
Rutgers.....	(40)	(23)
Syracuse.....	(33)	(26),(53)
Auburn.....	(23),(42)	(19),44
Connecticut.....	-	(36),(38)
Cincinnati.....	(52),(27)	(46),(31),29
Louisville.....	21	30
Pitt.....	(20),(26),(40)	40
USF.....	(45),(42),48	-
North Carolina.....	(25)	-

PUNTING	No.	Yds	Avg	Long	TB	FC	I20	Blkd
McAfee, Pat....	62	2,772	44.7	65	7	16	25	0
<b>Totals.....</b>	<b>62</b>	<b>2,772</b>	<b>44.7</b>	<b>65</b>	<b>7</b>	<b>16</b>	<b>25</b>	<b>0</b>
<b>Opponents.....</b>	<b>64</b>	<b>2,609</b>	<b>40.8</b>	<b>63</b>	<b>5</b>	<b>10</b>	<b>21</b>	<b>1</b>

Scoring	TD	FG	Kick	PAT			Pass	Pts.
				Rush	Rec	Pass		
McAfee, Pat.....	0	17/20	36/36	0	0	0	87	
Sanders, Jock.....	9	0	0	0	0	0	54	
White, Pat.....	8	0	0	1/1	0	0	50	
Arnett, Alric.....	6	0	0	0	0	0	36	
Jalloh, Dorrell.....	5	0	0	0	0	0	30	
Devine, Noel.....	4	0	0	0	0	0	24	
Urban, Tyler.....	2	0	0	0	0	0	12	
Starks, Brad.....	1	0	0	0	0	0	6	
Brown, Jarrett.....	1	0	0	0	0	0	6	
Ivy, Mortty.....	1	0	0	0	0	0	6	
Johnson, Will.....	1	0	0	0	0	0	6	
Team.....	0	0	0	0	0	0	2	
Connolly, Carmen..	0	0	0	0/1	0	0	0	
<b>Totals.....</b>	<b>38</b>	<b>17/20</b>	<b>36/36</b>	<b>1/2</b>	<b>0</b>	<b>0</b>	<b>319</b>	
<b>Opponents.....</b>	<b>27</b>	<b>11/18</b>	<b>24/24</b>	<b>0/1</b>	<b>0</b>	<b>0/1</b>	<b>221</b>	

Kick Returns	No.	Yds	Avg	TD	Long
Rodgers, Mark.....	22	464	21.1	0	44
Lankster, Ellis.....	8	195	24.4	0	32
Sanders, Jock.....	6	130	21.7	0	32
Devine, Noel.....	3	63	21.0	0	24
Hogan, Brandon.....	1	21	21.0	0	21
Kovatch, Ricky.....	1	8	8.0	0	8
<b>Totals.....</b>	<b>41</b>	<b>881</b>	<b>21.5</b>	<b>0</b>	<b>44</b>
<b>Opponents.....</b>	<b>53</b>	<b>1484</b>	<b>28.0</b>	<b>1</b>	<b>100</b>

Fumble Returns	No.	Yds	Avg	TD	Long
Berry, Scooter.....	2	19	9.5	0	19
Ivy, Mortty.....	1	30	30.0	0	30
<b>Totals.....</b>	<b>3</b>	<b>49</b>	<b>16.3</b>	<b>0</b>	<b>30</b>
<b>Opponents.....</b>	<b>1</b>	<b>5</b>	<b>5.0</b>	<b>0</b>	<b>5</b>

Interceptions	No.	Yds	Avg	TD	Long
Hogan, Brandon.....	3	61	20.3	0	26
Ivy, Mortty.....	3	48	16.0	1	29
Lankster, Ellis.....	3	38	12.7	0	29
Holmes, John.....	1	0	0.0	0	0
Goode, Najee.....	1	28	28.0	0	28
Glover Sidney.....	1	0	0.0	0	0
Sowers, Nate.....	1	0	0.0	0	0
Lazear, Pat.....	1	13	13.0	0	13
Leonard, Anthony.....	1	36	36.0	0	36
Williams, Reed.....	1	11	11.0	0	11
Andrews, Quinton.....	1	0	0.0	0	0
<b>Totals.....</b>	<b>17</b>	<b>235</b>	<b>13.8</b>	<b>1</b>	<b>36</b>
<b>Opponents.....</b>	<b>8</b>	<b>36</b>	<b>4.5</b>	<b>0</b>	<b>18</b>

All-Purpose	Rush/Rec	PR/KR/IR	Tot	Avg.
Devine, Noel.....	1,289/185	0/63/0	1537	118.2
White, Pat.....	974/0	0/0/0	974	81.2
Sanders, Jock.....	250/462	6/130/0	848	65.2
Rodgers, Mark.....	80/-3	0/464/0	541	41.6
Arnett, Alric.....	-4/466	0/0/0	462	35.5
Lankster, Ellis.....	0/0	171/195/38	404	31.1
Jalloh, Dorrell.....	2/358	0/0/0	360	27.7
Brown, Jarrett.....	169/-1	0/0/0	168	18.7
Starks, Brad.....	0/168	0/0/0	168	18.7
Lyons, Wes.....	0/104	0/0/0	104	8.7
Hogan, Brandon.....	0/0	18/21/1	100	8.3
Urban, Tyler.....	0/79	0/0/0	79	6.1
Johnson, Will.....	0/64	0/0/0	64	6.4
Gonzales, Tito.....	0/57	0/0/0	57	5.7
Ivy, Mortty.....	0/0	0/0/48	48	3.7
Leonard, Anthony.....	0/0	0/0/36	36	3.3
Goode, Najee.....	0/0	0/0/28	28	2.2
Kovatch, Ricky.....	0/19	0/8/0	27	2.2
Thomas, J.T.....	0/0	26/0/0	26	2.0
Cooper, Zach.....	18/0	0/0/0	18	1.4
Lazear, Pat.....	0/0	0/0/13	13	1.0
Williams, Reed.....	0/0	0/0/11	11	5.5
Capers, Selvish.....	0/-2	0/0/0	-2	-0.2
Team.....	-49/0	0/0/0	-49	-4.5
<b>Total.....</b>	<b>2,729/1,956</b>	<b>221/881/235</b>	<b>6,022</b>	<b>463.2</b>
<b>Opponents.....</b>	<b>1,711/2,565</b>	<b>121/1484/36</b>	<b>5,917</b>	<b>455.2</b>

Kickoffs	No.	Yds	Avg	TB	OB	Retn	Net	YdLn
McAfee, Pat....	64	3865	60.4	8	0			
<b>Totals.....</b>	<b>64</b>	<b>3865</b>	<b>60.4</b>	<b>8</b>	<b>0</b>	<b>1,484</b>	<b>34.7</b>	<b>30</b>
<b>Opponents.....</b>	<b>48</b>	<b>2826</b>	<b>58.9</b>	<b>2</b>	<b>2</b>	<b>881</b>	<b>39.7</b>	<b>25</b>

Defense	GP	-----Tackles-----				--Sacks--  ----Pass Def.----			---Fumbles---		Blkd.	
		Solo	Ast.	Total	TFL/Yds	No./Yards	Int./Yards	BrUp.	Rcv./Yds.	FF	Kick	Saf.
44 IVY, Mortty	13	43	47	90	7/14	0.5/3	3/48	6	1/30	0	0	0
8 ANDREWS, Quinton	13	41	36	77	4/11	1/3	1/0	6	1/0	1	0	0
2 LANKSTER, Ellis	13	45	23	68	2.5/14	0	3/38	7	0	1	0	0
30 THOMAS, J.T.	13	23	42	65	10/46	3/24	0	3	1/0	2	1	0
1 GLOVER, Sidney	11	32	29	61	4.5/18	1/7	1/0	6	1/0	1	0	0
22 HOGAN, Brandon	12	39	21	60	0.5/3	0.5/3	3/61	7	2/0	0	0	0
45 LEONARD, Anthony	11	19	40	59	1.5/4	0.5/3	1/36	1	0	1	0	0
20 ALLEN, Franchot	13	24	25	49	3.5/8	1/2	0	0	0	0	0	0
90 NEILD, Chris	13	17	30	47	4.5/12	2.5/9	0	1	0	1	0	0
24 SMITH, Eain	13	16	23	39	0.5/2	0	0	1	0	0	0	0
93 BERRY, Scooter	13	14	20	34	5.5/25	1.5/10	0	3	3/19	1	0	0
28 SANDS, Robert	13	17	16	33	0	0	0	0	1	0	0	0
1 HOLMES, John	13	14	17	31	7/41	5/38	1/0	1	0	3	0	0
31 LAZEAR, Pat	13	12	18	30	1/3	0	1/13	0	0	0	0	0
91 SLAVONIC, Doug	12	9	18	27	2.5/9	2.5/9	0	1	1/0	1	0	0
49 GOULBOURNE, Ovid	12	11	14	25	0.5/3	0.5/3	0	0	0	0	0	0
97 MILLER, Julian	13	11	10	21	3.5/35	3.5/35	0	3	1/0	0	0	0
12 SOWERS, Nate	12	13	7	20	0.5/1	0	1/0	2	0	0	0	0
17 RICHARDSON, Kent	13	12	7	19	1/1	0	0	0	0	0	0	0
47 WILLIAMS, Reed	2	6	11	17	2/4	0	1/11	1	0	0	0	0
98 LIEBIG, Pat	8	3	11	14	0	0	0	0	0	0	0	0
52 GOODE, Najee	13	5	7	12	0	0	1/28	0	0	0	0	0
57 COOPER, Zac	13	4	7	11	1.5/11	1.5/11	0	0	0	0	0	0
10 DERVIL, Guesly	12	6	5	11	0	0	0	0	0	0	0	0
29 HALE, Trippe	13	7	3	10	0	0	0	0	0	0	0	0
42 SIMS, Archie	10	3	4	7	0	0	0	0	0	0	0	0
38 TANDY, Keith	6	4	2	6	0	0	0	0	0	0	0	0
27 STUART, Courtney	11	2	4	6	0	0	0	0	0	0	0	0
92 FORD, Larry	13	2	4	6	1.5/3	0.5/1	0	1	0	0	0	0
54 LEWIS, Jim	5	3	2	5	0	0	0	0	0	0	0	0
40 MCAFEE, Pat	13	3	0	3	0	0	0	0	0	0	0	0
99 MERROW, Thor	3	0	2	2	0	0	0	0	0	0	0	0
66 CAPERS, Selvish	13	1	0	1	0	0	0	0	0	0	0	0
73 FIGNER, Jake	13	1	0	1	0	0	0	0	0	0	0	0
62 STANCHEK, Ryan	13	1	0	1	0	0	0	0	0	0	0	0
86 MORRONE, Sammy	13	1	0	1	0	0	0	0	0	0	0	0
46 HUGHES, Adam	13	0	1	1	0	0	0	0	0	0	0	0
23 RODGERS, Mark	13	1	0	1	0	0	0	0	0	0	0	0
83 GONZALES, Tito	10	1	0	1	0	0	0	0	0	0	0	0
94 TAYLOR, Josh	1	0	1	1	0	0	0	0	0	0	0	0
9 SANDERS, Jock	13	1	0	1	0	0	0	0	0	0	0	0
TM TEAM	11	0	0	0	0	0	0	0	0	0	0	1
<b>Total</b>	<b>13</b>	<b>467</b>	<b>507</b>	<b>974</b>	<b>65/268</b>	<b>25/161</b>	<b>17/235</b>	<b>50</b>	<b>11/49</b>	<b>13</b>	<b>1</b>	<b>1</b>
<b>Opponents</b>	<b>13</b>	<b>-</b>	<b>-</b>	<b>-</b>	<b>-</b>	<b>18/109</b>	<b>8/36</b>	<b>20</b>	<b>8/5</b>	<b>10</b>	<b>0</b>	<b>1</b>



# 2009 Season Review

Bill Stewart's record after two years as the head coach of West Virginia is the second-best mark among all WVU head coaches who have coached during the long and storied history of Mountaineer football.

Each of his two seasons, he has totaled nine wins and led his program to a second-place finish in the BIG EAST Conference, a Top 25 national ranking and a bowl appearance.

The Mountaineers are one of seven programs nationally to win nine or more games five years in a row, and one of 11 schools nationally to win eight or more contests eight-straight years.

However, the difference between the 2008 and 2009 seasons was the Gator Bowl appearance – the sixth New Year's Bowl in the past seven years. A feat only four programs nationally can claim.

WVU's No. 16 BCS ranking at the end of the regular season marked the fifth time since 2002 that the Mountaineers have been ranked in the final BCS standings.

Another mark that stands out about Stewart's teams is academic success. Sixteen student-athletes graduated in December 2009, led by two-time *ESPN The Magazine* Academic All-American and National Football Foundation National Scholar Athlete Reed Williams. Williams also became the third Mountaineer football player to earn BIG EAST Scholar Athlete of the Year honors in the past five years.

West Virginia's nine victories came against Liberty, East Carolina, Colorado, Syracuse, Marshall, Connecticut, Louisville, Pitt and Rutgers. The four losses were at Auburn, at USF, at Cincinnati and against Florida State in the Konica Minolta Gator Bowl.

Heading into the 2009 season, Stewart and his coaching staff had the unfortunate task of replacing one of the greatest, if not the greatest, player to ever don the Gold and Blue, Pat White, who left as the best multi-threat signal caller in NCAA history.

He also set the national record as the only quarterback to start all four bowl games and win all four during his career.

The task of replacing White was given to redshirt senior Jarrett Brown, who had waited patiently for his turn to become the Mountaineer field general.

Brown took the responsibility and turned in a fine final season, leading the Mountaineers to a successful campaign.

He completed 187-of-296 passes for 2,144 yards and 11 touchdowns, marking the first Mountaineer quarterback to throw for 2,000 or more yards since Marc Bulger in 1998. Brown also was the team's second-leading rusher with 466 yards and six touchdowns.

Noel Devine, a unanimous first team all-BIG EAST Conference selection, led the Mountaineer ground game with 1,465 yards, his career high for yards in a season. He averaged 6.1 yards per carry and scored 13 touchdowns.

Jock Sanders and Alric Arnett led the receiving corps with 72 and 43 catches, respectively, and each scored three touchdowns.

Three of the top four tacklers on the team were linebackers. Pat Lazear led with 78 tackles, J.T. Thomas, a first team all-conference honoree, had 76 and Williams, a second team all-conference pick, finished with 68. Defensive back Brandon Hogan, a first team



all-conference selection and honorable-mention All-America selection, finished with 74 tackles.

Defensive lineman Julian Miller led the defense in sacks (9), which was fourth in the BIG EAST and his 14 tackles for loss tied for No. 6 in the league. Safety Robert Sands, a first team all-conference team member, led the BIG EAST in interceptions (5) and passes defended (13). Hogan led the league in pass breakups (11).

Kicker Tyler Bitancurt, a first team all-conference honoree, connected on 13-of-15 field goal attempts and hit 41-of-42 extra point tries. Punter Scott Kozlowski, a third-team All-America honoree, averaged 44.4 yards per punt, hit 17 kicks of 50 yards or more and placed 17 inside the opponent's 20-yard line.

WVU started the season 2-0, posting back-to-back wins over Liberty (33-20) and East Carolina (35-20).

Against Liberty, Devine ran for 112 yards and a score, Sanders finished with eight catches for 95 yards and Ryan Clarke rushed for his first career score.

The Mountaineers avenged their setback to the Pirates from the year before, registering 509 yards of total offense, scoring 35 points and holding ECU to 175 total yards in the win.

Brown finished with a career-high 407 yards of total offense, including a career-high 334 yards passing on 24-of-31 attempts to lead the Mountaineers in the ECU win.

Sanders once again had a career day, finishing with nine catches for 99 yards, and Kozlowski booted a career-high 48.2 yard average with his season long of 63 yards.

Hogan led all tacklers with 11 stops and two pass breakups, and Ovid Goulbourne collected two sacks.

The Mountaineers traveled to the Deep South for their first road challenge of the season against SEC-foe Auburn. Six turnovers by WVU hurt its cause, giving the Tigers the 41-30 victory.

As he did the year before against Auburn, Devine ran on the Tiger defense for 128 yards and three touchdowns. And for the third week, Sanders posted career marks, finishing with 12 receptions for 115 yards and a touchdown.

For the second-straight week, WVU posted 509 yards of total offense and 31 points, but the turnovers proved too much to overcome.

The Mountaineers ran off four-straight wins, over Colorado (35-24), Syracuse (34-13), Marshall (24-7) and Connecticut (28-24) to push their record to 6-1 on the season and work





their way into the national rankings.

In front of a national television Thursday night ESPN audience, WVU avenged last year's overtime loss to the Buffaloes.

Behind the career-high 220 yards and a touchdown by Devine, and two more touchdowns by Clarke, the Mountaineers averaged 6.1 yards per carry in the win.

Brown finished 12-of-19 passing for 148 yards and threw touchdowns to Bradley Starks and Sanders. Williams led WVU with nine tackles and three pass breakups and Lazear and Sands each registered eight stops. Miller collected a sack and Glover, Sands and Thomas each had an interception.

West Virginia played one of its best games of the season at Syracuse to open BIG EAST play. Brown completed 22-of-30 passes for 244 yards and a touchdown, Devine rushed for 91 yards and a touchdown, and Sanders finished with nine catches for 67 yards.

Devine finished with 103 yards and two touchdowns to lead WVU against Marshall in the "Friends of Coal Bowl". Brown sustained a game-ending concussion early in the game and true freshman Geno Smith came off the bench to lead the offense in the victory. He completed 15-of-21 passes for 147 yards and a touchdown.

The defense was stellar, holding Marshall to seven points and finishing with a sack, seven tackles for loss, two forced fumbles and had two interceptions.

One of the toughest and most emotional games of the year was against Connecticut, as the Huskies were honoring the memory of their fallen teammate, Jasper Howard, who was murdered the week before.

Devine's 178 yards, and most importantly his 56-yard touchdown run with 2:10 left in the game, led WVU to the win. Tavon Austin returned the opening kickoff 98 yards for a touchdown, Brown ran five yards for a touchdown in the second quarter and Tyler Urban caught a one-yard pass in the third quarter to account for WVU scores.

Down by four and back to the West Virginia 12-yard line late in the fourth quarter, UConn's Marcus Easley grabbed a pass from Cody Endres over the middle and ran 88 yards for a touchdown to give the Huskies the three-point lead.



Eain Smith

After Devine's long scoring run, UConn marched down to the WVU 35-yard line, before defensive lineman Chris Neild intercepted Endres to secure the win.

The trip to USF gave the Mountaineers plenty to think about for the remainder of the season. The 30-19 loss in Tampa made WVU bond together as a team and provided the needed momentum for the Mountaineers to win three of the final four games to close the regular season.

A 17-9 victory over Louisville at home started the month of November. The Mountaineer defense made its statement that day, holding the Cardinals without a touchdown. A rushing touchdown by Austin, a receiving touchdown by Sanders and a field goal by Bitancurt was all the offense West Virginia needed to secure the victory.



Josh Taylor



The Mountaineers traveled to league-leader Cincinnati to try to avenge its three-point loss at home from the year before.

Down by seven points at the start of the fourth quarter, WVU took the ball down the field to the Cincinnati 24-yard line but a missed fourth-down attempt gave the Bearcats the ball back and took away the Mountaineers chance to tie the game.

Once again, WVU cut the UC lead to three with a late Brown to Starks touchdown with :39 seconds left in the game but couldn't come up with the on-sides kick and lost by a slim margin once again.

Devine finished with 88 yards, Clarke collected 60 yards and a touchdown and Brown ran for 34 yards and a touchdown.

The defense had an excellent performance, holding UC far under its season offensive average, forcing Cincinnati to lose its first fumble of the season and also collected an interception.

Bitancurt became the hero of the 102nd Backyard Brawl against No. 8-ranked Pitt, when he kicked four field goals, including a 43-yard game winner with no time left to give the Mountaineers the 19-16 win.

The game was a defensive stalemate until Devine busted an 88-yard run over the left side, giving West Virginia a 13-6 lead at the end of the third quarter. Bitancurt added one of his four field goals to start the fourth quarter, giving WVU a 10-point lead.

However, the momentum switched to the Panthers as Dan Hutchins kicked his third field goal of the game with 7:37 left, and quarterback Bill Stull unloaded a 50-yard pass to Jonathan Baldwin with 2:54 remaining to tie the game at 16-16.

Not wanting to drop a third-straight game to the Panthers, Brown led the Mountaineers down the field on the game-winning drive. A one-yard run by Clarke on fourth down set up the field goal by Bitancurt for the victory.

Cornerback Keith Tandy led WVU with 10 tackles, including seven solo stops and an interception. Hogan finished with eight tackles and two pass breakups and Sands had seven tackles, three pass breakups and an interception.

In early December, West Virginia and Rutgers fought through a cold, rainy and snowy game to close out the regular season for both squads.

The Mountaineers marched their first drive

down the field in five plays and took the early 7-0 lead a little less than two minutes into the game. After the defense held the Scarlet Knights to a field goal, Clarke scored on a one-yard plunge at the end of the first quarter, and Sidney Glover ran a pick six from 24-yards out, giving WVU a 21-3 lead early in the third quarter.

Rutgers ran the ensuing kickoff 91 yards for a touchdown and then a second field goal cut the West Virginia lead to seven at the end of the third quarter. Bitancurt tacked on a 41-yard field goal halfway through the fourth quarter, giving WVU a 10-point lead, before Rutgers completed a 62-yard pass play 13 seconds later to cut the lead to three, 24-21, but that was as close as the Scarlet Knights would come.

Thomas intercepted a Tom Savage pass on fourth down with less than three minutes left in the game, before WVU ran out the clock to secure the win. A key play of the drive was a 12-yard run by Brown, who stiff-armed a would-be tackler on third down with under two minutes left in the contest.

The Mountaineers were jubilant in the locker room as they finished with their ninth win of the season and accepted an invitation by the bowl's

executive committee to play in the Gator Bowl on Jan. 1.

West Virginia faced an emotional Florida State squad and fan base, who was playing as its legendary coach Bobby Bowden was coaching in his final game.

The Mountaineers jumped out to a 14-3 early lead behind the running of Devine and Brown, silencing the crowd for a while. However, the Seminoles and the crowd roared back, as FSU scored 10 points in each of the second, third and fourth quarters to take command of the game and win the historic event, 33-21.

Devine led the WVU ground game with 168 yards and a touchdown, while Brown ran for 43 yards and a touchdown and Clarke finished with 12 yards and a touchdown. Brown injured his ankle in the second quarter and was out for the remainder of the game. Smith came in relief of Brown and finished the game.

Sands led the Mountaineer defense with 13 tackles, including nine solo stops and two tackles for loss. Williams, in his final game, registered 11 stops, including eight solo stops and a tackle for loss.

The 2009 season will go down as a successful campaign. The Mountaineers won nine games in the post Pat White era, and proved they could remain a fixture among the top teams in the nation.



# 2009 Statistical Totals

Date	Opponent	Result	Score	Attend.
S5	LIBERTY	W	33-20	57,950
S12	E. CAROLINA	W	35-20	59,216
S19	at Auburn	L	30-41	87,451
O1	COLORADO	W	35-24	60,055
O10	at Syracuse	W	34-13	40,144
O17	MARSHALL	W	24-7	54,432
O24	CONNECTICUT	W	28-24	58,106
O30	at USF	L	19-30	56,328
N7	LOUISVILLE	W	17-9	55,334
N13	at #5 Cincinnati	L	21-24	35,105
N27	#8 PITT	W	19-16	56,123
D5	at RUTGERS	W	24-21	52,534
J1	vs. Florida State	L	21-33	84,129

\* - BIG EAST Conference Game  
 ^ - 2010 Konica Minolta Gator Bowl

Team Statistics	WVU	OPP
<b>SCORING</b> .....	<b>340</b>	<b>282</b>
Points Per Game .....	26.2	21.7
<b>FIRST DOWNS</b> .....	<b>243</b>	<b>219</b>
Rushing.....	122	95
Passing.....	109	112
Penalty.....	12	12
<b>RUSHING YARDAGE</b> .....	<b>2,423</b>	<b>1,647</b>
Yards gained rushing .....	2,827	1,995
Yards lost rushing .....	404	348
Rushing Attempts.....	508	442
Average Per Rush .....	4.8	3.7
Average Per Game .....	186.4	126.7
TDs Rushing.....	29	9
<b>PASSING YARDAGE</b> .....	<b>2,484</b>	<b>2,728</b>
Comp-Att-Int .....	220-347-10	224-423-17
Average Per Pass.....	7.2	6.4
Average Per Catch .....	11.3	12.2
Average Per Game .....	191.1	209.8
TDs Passing .....	12	19
<b>TOTAL OFFENSE</b> .....	<b>4,907</b>	<b>4,375</b>
Total Plays .....	855	865
Average Per Play.....	5.7	5.1
Average Per Game .....	377.5	336.5
<b>KICK RETURNS: #-Yards</b> .....	<b>55-1,209</b>	<b>57-1,380</b>
<b>PUNT RETURNS: #-Yards</b> .....	<b>24-231</b>	<b>28-245</b>
<b>INT RETURNS: #-Yards</b> .....	<b>17-235</b>	<b>10-84</b>
<b>KICK RETURN AVERAGE</b> .....	<b>22.0</b>	<b>24.2</b>
<b>PUNT RETURN AVERAGE</b> .....	<b>9.6</b>	<b>8.8</b>
<b>INT RETURN AVERAGE</b> .....	<b>13.8</b>	<b>8.4</b>
<b>FUMBLES-LOST</b> .....	<b>25-15</b>	<b>14-6</b>
<b>PENALTIES-Yards</b> .....	<b>66-572</b>	<b>72-593</b>
Average Per Game .....	44.0	45.6
<b>PUNTS-Yards</b> .....	<b>64-2,844</b>	<b>66-2,676</b>
Average Per Punt .....	44.4	40.5
Net punt average .....	38.4	34.9
<b>TIME OF POSSESSION/Game</b> ...	<b>30:15</b>	<b>29:45</b>
<b>3RD-DOWN Conversions</b> .....	<b>73/173</b>	<b>63/195</b>
3rd-Down Pct .....	42%	32%
<b>4TH-DOWN Conversions</b> .....	<b>3/12</b>	<b>7/16</b>
4th-Down Pct .....	25%	44%
<b>SACKS BY-Yards</b> .....	<b>29-185</b>	<b>24-209</b>
<b>MISC YARDS</b> .....	<b>0</b>	<b>0</b>
<b>TOUCHDOWNS SCORED</b> .....	<b>43</b>	<b>30</b>
<b>FIELD GOALS-ATTEMPTS</b> .....	<b>13-15</b>	<b>24-35</b>
<b>ON-SIDE KICKS</b> .....	<b>0-1</b>	<b>0-1</b>
<b>RED-ZONE SCORES</b> .....	<b>37-43 86%</b>	<b>31-37 84%</b>
<b>RED-ZONE TOUCHDOWNS</b> ...	<b>30-43 70%</b>	<b>17-37 46%</b>
<b>PAT-ATTEMPTS</b> .....	<b>41-42 98%</b>	<b>28-29 97%</b>
<b>ATTENDANCE</b> .....	<b>401,216</b>	<b>271,562</b>
Games/Avg Per Game.....	7/57,317	5/54,312
Neutral Site Games .....		1/84,129

Scoring By Quarters	1 <sup>st</sup>	2 <sup>nd</sup>	3 <sup>rd</sup>	4 <sup>th</sup>	Total
West Virginia	110	77	74	79	340
Opponents	67	76	61	78	282

Rushing	GP	Att.	Net	Avg.	TD	Long
Devine, Noel.....	13	241	1,465	6.1	13	88
Brown, Jarrett.....	13	117	466	4.0	6	36
Clarke, Ryan.....	12	60	250	4.2	8	37
Sanders, Jock.....	13	35	175	5.0	1	19
Austin, Tavon.....	13	6	47	7.8	1	19
Alston, Shawne.....	5	6	18	3.0	0	8
Starks, Brad.....	12	4	10	2.5	0	13
Rodgers, Mark.....	13	7	9	1.3	0	4
Smith, Geno.....	5	17	7	0.4	0	13
White, Coley.....	1	3	7	2.3	0	13
Team.....	13	12	-31	-2.6	0	0
<b>Total</b> .....	<b>13</b>	<b>508</b>	<b>2,423</b>	<b>4.8</b>	<b>29</b>	<b>88</b>
<b>Opponents</b> .....	<b>13</b>	<b>442</b>	<b>1,647</b>	<b>3.7</b>	<b>9</b>	<b>53</b>

Passing	Cmp.-Att.-Int.	Pct.	Yards	TD	Long
Brown, Jarrett.....	187-296-9	63.2	2,144	11	58
Smith, Geno.....	32-49-1	65.3	309	1	33
Team.....	0-1-0	0.0	0	0	0
Starks, Brad.....	1-1-0	100.0	31	0	31
<b>Total</b> .....	<b>220-347-10</b>	<b>63.4</b>	<b>2484</b>	<b>12</b>	<b>58</b>
<b>Opponents</b> .....	<b>224-423-17</b>	<b>53.0</b>	<b>2728</b>	<b>19</b>	<b>88</b>

Total Offense	Plays	Rush/Pass	Total	Avg.
Brown, Jarrett.....	413	466/2,144	2,610	200.8
Devine, Noel.....	241	1,465/0	1,465	112.7
Smith, Geno.....	66	7/309	316	63.2
Clarke, Ryan.....	60	250/0	250	20.8
Sanders, Jock.....	35	175/0	175	13.5
Austin, Tavon.....	6	47/0	47	3.6
Starks, Brad.....	5	10/31	41	3.4
Alston, Shawne.....	6	18/0	18	3.6
Rodgers, Mark.....	7	9/0	9	0.7
White, Coley.....	3	7/0	7	7.0
Team.....	13	-31/0	-31	-2.4
<b>Total</b> .....	<b>855</b>	<b>2,423/2,484</b>	<b>4,907</b>	<b>377.5</b>
<b>Opponents</b> .....	<b>865</b>	<b>1,647/2,728</b>	<b>4,375</b>	<b>336.5</b>

Receiving	No.	Yards	Avg.	TD	Long
Sanders, Jock.....	72	688	9.6	3	38
Arnett, Alric.....	43	586	13.6	3	46
Starks, Brad.....	29	405	14.0	2	58
Devine, Noel.....	22	177	8.0	1	20
Lyons, Wes.....	20	263	13.1	0	29
Austin, Tavon.....	15	151	10.1	1	58
Urban, Tyler.....	10	117	11.7	1	33
Johnson, Will.....	6	78	13.0	1	33
Clarke, Ryan.....	2	15	7.5	0	9
Rodgers, Mark.....	1	4	4.0	0	4
<b>Total</b> .....	<b>220</b>	<b>2484</b>	<b>11.3</b>	<b>12</b>	<b>58</b>
<b>Opponents</b> .....	<b>224</b>	<b>2728</b>	<b>12.2</b>	<b>19</b>	<b>88</b>

Punt Returns	No.	Yds	Avg	TD	Long
Sanders, Jock.....	17	146	8.6	0	35
Hogan, Brandon.....	7	85	12.1	0	49
<b>Total</b> .....	<b>24</b>	<b>231</b>	<b>9.6</b>	<b>0</b>	<b>49</b>
<b>Opponents</b> .....	<b>28</b>	<b>245</b>	<b>8.8</b>	<b>0</b>	<b>38</b>



Field Goals	Att.	20-29	30-39	40-49	50+	Lg	Blk
Bitancurt, Tyler...	13-15	2-2	6-7	5-6	0-0	45	0
<b>FG SEQUENCE</b>							
Liberty.....	(38),(35),(45),(36)			<b>Opponents</b>			
ECU.....	-			(32),(49)			
at Auburn.....	(28)			(37),23,(23)			
Colorado.....	-			40,45,(39),57			
at Syracuse.....	-			-			
MARSHALL.....	(32)			-			
CONNECTICUT.....	42			(38),27,44			
at USF.....	(33)			(30),(26),(44)			
LOUISVILLE.....	(42)			(37),(44),(29)			
at Cincinnati.....	-			34,(38)			
PITT.....	(20),(43),(39),(43)			46,(37),(30)			
Rutgers.....	(41)			(38),45,(27)			
Florida State.....	33			(26),37,(42)			
				(22),(37)			

Numbers in (parentheses) indicate field goal was made.

PUNTING	No.	Yds	Avg	Long	TB	FC	I20	Blkd
Kozlowski, Scott ..	64	2,844	44.4	63	7	12	17	0
<b>Total .....</b>	<b>64</b>	<b>2,844</b>	<b>44.4</b>	<b>63</b>	<b>7</b>	<b>12</b>	<b>17</b>	<b>0</b>
<b>Opponents.....</b>	<b>66</b>	<b>2,676</b>	<b>40.5</b>	<b>61</b>	<b>7</b>	<b>15</b>	<b>15</b>	<b>1</b>

Scoring	TD	FG	Kick	PAT			Pas	Pts
				Rush	Rec	Rec		
Devine, Noel.....	14	0-0	0-0	0-0	0-0	0-0	0-0	84
Bitancurt, Tyler...	0	13-15	41-42	0-0	0-0	0-0	0-0	80
Clarke, Ryan.....	8	0-0	0-0	0-0	0-0	0-0	0-0	48
Brown, Jarrett....	6	0-0	0-0	0-0	0-0	0-0	0-0	36
Sanders, Jock....	4	0-0	0-0	0-0	0-0	0-0	0-0	24
Austin, Tavon.....	3	0-0	0-0	0-0	0-0	0-0	0-0	18
Arnett, Alric.....	3	0-0	0-0	0-0	0-0	0-0	0-0	18
Starks, Brad.....	2	0-0	0-0	0-0	0-0	0-0	0-0	12
Johnson, Will.....	1	0-0	0-0	0-0	0-0	0-0	0-0	6
Glover, Sidney...	1	0-0	0-0	0-0	0-0	0-0	0-0	6
Urban, Tyler.....	1	0-0	0-0	0-0	0-0	0-0	0-0	6
Miller, Julian.....	0	0-0	0-0	0-0	0-0	0-0	0-0	2
Kash, Jeremy.....	0	0-0	0-0	0-1	0-0	0-0	0-0	0
<b>Total .....</b>	<b>43</b>	<b>13-15</b>	<b>41-42</b>	<b>0-1</b>	<b>0-0</b>	<b>0-0</b>	<b>0-0</b>	<b>340</b>
<b>Opponents.....</b>	<b>30</b>	<b>24-35</b>	<b>28-29</b>	<b>1-1</b>	<b>0-0</b>	<b>0-0</b>	<b>0-0</b>	<b>282</b>

Kick Returns	No.	Yds	Avg	TD	Long
Rodgers, Mark.....	27	619	22.9	0	51
Austin, Tavon.....	17	426	25.1	1	98
Devine, Noel.....	5	100	20.0	0	26
Kovatch, Ricky.....	2	20	10.0	0	12
Goulbourne, Ovid.....	1	8	8.0	0	8
Hogan, Brandon.....	1	0	0.0	0	0
Sanders, Jock.....	1	28	28.0	0	28
Urban, Tyler.....	1	8	8.0	0	8
<b>Total .....</b>	<b>55</b>	<b>1,209</b>	<b>22.0</b>	<b>1</b>	<b>98</b>
<b>Opponents.....</b>	<b>57</b>	<b>1,380</b>	<b>24.2</b>	<b>1</b>	<b>91</b>

Fumble Returns	No.	Yds	Avg	TD	Long
<b>Total .....</b>	<b>0</b>	<b>0</b>	<b>0.0</b>	<b>0</b>	<b>0</b>
<b>Opponents.....</b>	<b>1</b>	<b>18</b>	<b>18.0</b>	<b>0</b>	<b>18</b>

Interceptions	No.	Yds	Avg	TD	Long
Sands, Robert.....	5	9	1.8	0	9
Tandy, Keith.....	3	7	2.3	0	6
Glover, Sidney.....	2	44	22.0	1	24
Thomas, J.T.....	2	29	14.5	0	19
Taylor, Josh.....	1	8	8.0	0	8
Goulbourne, Ovid.....	1	13	13.0	0	13
Hogan, Brandon.....	1	17	17.0	0	17
Neild, Chris.....	1	1	1.0	0	1
Richardson, Kent.....	1	54	54.0	0	46
<b>Total .....</b>	<b>17</b>	<b>235</b>	<b>13.8</b>	<b>1</b>	<b>53</b>
<b>Opponents.....</b>	<b>10</b>	<b>84</b>	<b>8.4</b>	<b>1</b>	<b>22</b>

All-Purpose	Rush/Rec	PR/KR/IR	Total	Avg.
Devine, Noel.....	1,465/177	0/100/0	1,742	134.0
Sanders, Jock.....	175/688	146/28/0	1,037	79.8
Rodgers, Mark.....	9/4	0/619/0	632	48.6
Austin, Tavon.....	47/151	0/426/0	624	48.0
Arnett, Alric.....	0/586	0/0/0	586	45.1
Brown, Jarrett.....	466/0	0/0/0	466	35.8
Starks, Brad.....	10/405	0/0/0	415	34.6
Clarke, Ryan.....	250/15	0/0/0	265	22.1
Lyons, Wes.....	0/263	0/0/0	263	20.2
Urban, Tyler.....	0/117	0/8/0	125	9.6
Hogan, Brandon.....	0/0	85/0/17	102	7.8
Johnson, Will.....	0/78	0/0/0	78	6.0
Richardson, Kent.....	0/0	0/0/54	54	4.2
Lazear, Pat.....	0/0	0/0/53	53	4.1
Glover, Sidney.....	0/0	0/0/44	44	3.7
Thomas, J.T.....	0/0	0/0/29	29	2.2
Goulbourne, Ovid.....	0/0	0/8/13	21	1.6
Kovatch, Ricky.....	0/0	0/20/0	20	1.5
Alston, Shawne.....	18/0	0/0/0	18	3.6
Sands, Robert.....	0/0	0/0/9	9	0.7
Taylor, Josh.....	0/0	0/0/8	8	0.7
White, Coley.....	7/0	0/0/0	7	7.0
Tandy, Keith.....	0/0	0/0/7	7	0.5
Smith, Geno.....	7/0	0/0/0	7	1.4
Neild, Chris.....	0/0	0/0/1	1	0.1
Team.....	-31/0	0/0/0	-31	-2.4
<b>Total .....</b>	<b>2,423/2,484</b>	<b>231/1,209/2356</b>	<b>582</b>	<b>506.3</b>
<b>Opponents.....</b>	<b>1,647/2,728</b>	<b>245/1,380/84</b>	<b>6,084</b>	<b>468.0</b>

Kickoffs	No.	Yds	Avg	TB	OB	Retn	Net	YdLn
Lider, Josh.....	48	2,668	55.6	1	3			
Bitancurt, Tyler...	19	1,131	59.5	3	1			
<b>Total .....</b>	<b>67</b>	<b>3,799</b>	<b>56.7</b>	<b>4</b>	<b>4</b>	<b>1,380</b>	<b>34.9</b>	<b>35</b>
<b>Opponents.....</b>	<b>67</b>	<b>4,110</b>	<b>61.3</b>	<b>10</b>	<b>2</b>	<b>1,209</b>	<b>40.3</b>	<b>29</b>

Defense	GP	-----Tackles-----				--Sacks--  ----Pass Def.----			---Fumbles---		Blkd.	
		Solo	Ast.	Total	TFL/Yds	No./Yards	Int./Yards	BrUp.	Rcv./Yds.	FF	Kick	Saf.
31 Lazear, Pat	13	37	41	78	6/20	1/6	0/53	1	0	1	0	0
30 Thomas, J.T.	13	34	42	76	7/16	0.5/1	2/29	5	1/0	0	0	0
22 Hogan, Brandon	13	46	28	74	2/2	0	1/17	11	1/0	0	0	0
47 Williams, Reed	12	30	38	68	6/24	2/17	0	7	0	1	0	0
2 Sands, Robert	13	37	28	65	3.5/10	0	5/9	8	1/0	0	0	0
8 Tandy, Keith	13	43	18	61	4.0/12	0	3/7	4	1/0	0	0	0
11 Glover, Sidney	12	39	21	60	7/29	1.5/8	2/44	4	1/0	1	0	0
97 Miller, Julian	13	30	23	53	14/69	9/61	0	3	0	1	0	1
12 Sowers, Nate	12	29	14	43	5.5/16	0	0	2	0	1	0	0
90 Neild, Chris	13	13	22	35	2/2	0	1/1	1	0	0	0	0
17 Richardson, Kent	13	16	8	24	0	0	1/54	1	0	0	1	0
94 Taylor, Josh	12	11	12	23	3.5/12	2/9	1/8	0	0	0	0	0
45 Leonard, Anthony	9	13	10	23	3/7	1/3	0	0	0	0	0	0
20 Allen, Franchot	12	13	9	22	3/18	0	0	1	0	0	0	0
49 Goulbourne, Ovid	13	8	12	20	5.5/35	5.5/35	1/13	3	0	0	0	0
24 Smith, Eain	13	8	9	17	0	0	0	1	0	0	0	0
93 Berry, Scooter	8	8	7	15	2.5/15	1/7	0	0	0	0	0	0
13 Wood, Anthony	13	7	6	13	0	0	0	0	0	0	0	0
52 Goode, Najee	13	6	5	11	0	0	0	2	0	0	0	0
99 Wright, Jorge	9	8	2	10	2/4	1/2	0	0	0	0	0	0
1D Garvin, Terence	10	3	7	10	0	0	0	0	0	0	0	0
57 Cooper, Zac	13	5	5	10	3.5/29	3.5/29	0	0	0	1	0	0
3 Davis, Eddie	13	3	5	8	0	0	0	0	0	0	0	0
32 Clarke, Ryan	12	3	3	6	0	0	0	0	0	0	0	0
29 Hale, Trippe	11	2	3	5	0	0	0	0	0	0	0	0
38 Lindamood, Matt	12	4	1	5	0	0	0	0	0	0	0	0
28 Roberts, Jordan	13	.	5	5	0	0	0	0	0	0	0	0
23 Rodgers, Mark	13	3	1	4	0	0	0	0	0	1	0	0
46 Lider, Josh	11	1	2	3	0	0	0	0	0	0	0	0
10 Dervil, Guesly	11	1	2	3	0	0	0	0	0	0	0	0
87 Nutter, Cody	13	0	3	3	0	0	0	0	0	0	0	0
92 Ford, Larry	9	0	3	3	0	0	0	0	0	0	0	0
2C Smith, Lawrence	3	1	2	3	0	0	0	0	0	0	0	0
1 Austin, Tavon	13	2	0	2	0	0	0	0	0	0	0	0
6 Miller, Pat	9	2	0	2	0	0	0	1	0	0	0	0
33 Anderson, Max	11	1	1	2	0	0	0	0	0	0	0	0
64 Barclay, Don	13	1	0	1	0	0	0	0	0	0	0	0
41 Kovatch, Ricky	13	1	0	1	0	0	0	0	0	0	0	0
40 Bitancurt, Tyler	13	1	0	1	0	0	0	0	0	0	0	0
37 Kozlowski, Scott	13	1	0	1	0	0	0	0	0	0	0	0
TM Teams	13	1	0	1	0	0	0	0	1/0	0	0	0
82 Arnett, Alric	13	1	0	1	0	0	0	0	0	0	0	0
91 Lageman, J.B.	1	1	0	1	1/7	1/7	0	0	0	0	1	0
89 Urban, Tyler	13	1	0	1	0	0	0	0	0	0	0	0
7 Devine, Noel	13	1	0	1	0	0	0	0	0	0	0	0
9 Sanders, Jock	13	1	0	1	0	0	0	0	0	0	0	0
<b>Total</b>	<b>13</b>	<b>477</b>	<b>398</b>	<b>875</b>	<b>81-327</b>	<b>29/185</b>	<b>17/235</b>	<b>55</b>	<b>6/0</b>	<b>8</b>	<b>1</b>	<b>1</b>
<b>Opponents</b>	<b>13</b>	<b>-</b>	<b>-</b>	<b>-</b>	<b>-</b>	<b>24/209</b>	<b>10/84</b>	<b>24</b>	<b>15/18</b>	<b>12</b>	<b>0</b>	<b>0</b>

# 2010 Season Review

The West Virginia football program has shown consistency during Bill Stewart's head coaching tenure.

In 2010, the Mountaineers finished with a third straight nine-win season and posted a 5-2 mark in the BIG EAST.

However, Connecticut, Pitt and West Virginia finished with identical league marks and each claimed a piece of the league title.

That marked the sixth conference title won by West Virginia, most by any school in the league.

WVU earned its ninth straight bowl invitation, making a trip to the Champs Sports Bowl against NC State in Orlando, Fla.

West Virginia's nine victories came against Coastal Carolina, Marshall, Maryland, UNLV, USF, Cincinnati, Louisville, Pitt and Rutgers.

When summing up the Mountaineers' 2010 campaign success, it can be attributed to two things: the arm and leadership of sophomore quarterback Geno Smith and a physical, hard-nosed defense.

Smith, the third different starting WVU quarterback in as many years, threw for almost 2,800 yards, completed almost 65 percent of his passes and tossed 24 touchdown strikes.

He was second in single-season pass completions and touchdown passes and fourth in total offense. His 24 touchdowns marked the third time in school history that a passer threw for 20 or more touchdowns in a season.

Senior running back Noel Devine finished his outstanding career as the school leader in all-purpose yardage (5,761), No. 3 in career rushing yards (4,315) and 31 total touchdowns.

Senior wide receiver Jock Sanders finished as the school's career reception leader with 206 catches for 1,980 yards and 14 touchdowns.

The defense was the only one in the nation to not give up more than 23 points in a single game the entire season.

It held its opponents to 13.5 points a game, third-best nationally and was third in total defense, giving up an average of 261.1 yards per game.

The Mountaineers were No. 2 nationally in rushing defense (86.5) and No. 11 in pass defense (174.6).

WVU was second in the nation in third-down

efficiency defense and sacks (45), No. 6 in most amount of three-and-outs and No. 26 in tackles for loss.

Eleven players were named to the all-BIG EAST teams, led by first-teamers defensive lineman Chris Neild, cornerback Keith Tandy and safety Robert Sands.

Five All-America honors were given to Mountaineer players, led by Sands, who was named a first-teamer by The Sporting News. Tandy was named a second team member on one team and a third-teamer on another, and Neild was named a third team honoree.

Devine, Sidney Glover, Brandon Hogan, Neild, Sanders and J.T. Thomas were invited to senior all-star games and Devine, Hogan, Neild, Sands, Sanders and Thomas also were invited to attend the NFL Scouting Combine.

Defensive coordinator Jeff Casteel was named the BIG EAST defensive coordinator of the year by rivals.com, coach Bill Kirelawich was named national defensive line coach of the year by FootballScoop and Mike Kerin was





named the football operations director of the year by FootballScoop.

West Virginia opened its season with three straight wins over Coastal Carolina (31-0), at Marshall (24-21 OT) and against Maryland (31-17).

WVU's shutout of the Chanticleers was the first blanking of an opponent since Cincinnati in 2005.

In his first career start, Smith completed 20-of-27 for 216 yards and two touchdowns. Devine ran for 111 yards and a touchdown and Sanders finished with eight catches for 71 yards and a touchdown to lead the team offensively.

In his first career start, Terence Garvin led WVU with 10 tackles, and Sands collected 1.5 tackles for loss.

Game two saw the Mountaineers hit the road for the annual "Friends of Coal Bowl" against in-state opponent Marshall.

The Thundering Herd shut down the Mountaineers for the first three quarters. With its back against the wall down 21-6 at the beginning of the fourth quarter, Smith led West Virginia on a comeback for the ages.

The Herd had first and goal at the WVU six-yard line and was ready to put the final nail in the coffin, when Jorge Wright forced Marshall running back Tron Martinez to fumble.

West Virginia began its comeback with 8:28 left in the game, driving 96 yards in nine plays to cut the Thundering Herd lead to eight, 21-13, with 5:12 remaining.

After the defense held Marshall again, the offense started its final drive on the two-yard line and 3:09 left in the game.

Fifteen plays later, including a fourth down conversion, Smith found tight end Will Johnson running along the back of the end zone for the tying touchdown. Sanders caught the game-tying two-point conversion to knot the game at 21-21 and send it into overtime.

Tyler Bitancurt hit a 20-yard field goal, and Marshall kicker Tyler Warner missed a 39-yard field goal to give WVU the victory.

Smith completed 32-of-45 passes for 316 yards and a touchdown, Devine ran for 112 yards and a touchdown and had 10 catches for 62 yards. Linebacker Najee Goode led WVU with 10 tackles, including two for loss.

The annual border war between Maryland and West Virginia didn't disappoint the home faithful as the Mountaineers came out early and



left no doubt.

Smith completed 19-of-29 passes for 268 yards and four touchdowns, Devine ran for 131 yards and Tavon Austin finished with seven catches for 106 yards and two touchdowns to lead the WVU offense. Stedman Bailey finished with four catches for 60 yards, including two touchdowns.

The defense had a stellar effort against the Terps, holding their ground game to minus-10 yards and the offense to 227 total yards. The Mountaineers collected eight sacks, nine tackles for loss, two forced fumbles and four pass breakups.

Newcomer Bruce Irvin led the WVU defense with three sacks, and Scooter Berry finished with two. Anthony Leonard led with eight tackles.

WVU returned to the road to face LSU, one of the top teams in the Southeastern Conference and the nation.

The Mountaineer defense grabbed two interceptions and held the Tigers to 230 total yards, including 80 passing yards,

A big blow to the offense came early in the game when Devine was hit out of bounds, sustaining a toe injury that he didn't recover from until late in the season.

Down 17-0 midway through the second quarter, Smith guided WVU back into the game, throwing two touchdown passes to close the LSU lead to three points, 17-14, midway through the third quarter.

Smith threw a touchdown pass to Bailey, before halftime and then a second one to Sanders at the beginning of the third quarter.

The Tigers tacked on an early fourth-quarter field goal to push their lead to 20-14, the final outcome.

West Virginia had three drives in the fourth quarter to try and take the lead, but LSU's defense held its ground and stopped the WVU offense each time, giving the Mountaineers their first loss of the season.

Sands led West Virginia with nine tackles, including five solo stops and a tackle for loss. Neild finished with six tackles, including a sack and Tandy and Eain Smith each finished with an interception.



Julian Miller

West Virginia came home and regrouped, running off wins against UNLV (49-10) and USF (20-6) to push its record to 5-1 and 1-0 in the BIG EAST.

The Mountaineers stormed out to a 21-point lead and never looked back, posting a 35-0 halftime lead against UNLV.

Devine rushed for 84 yards on three carries, an average of 28.0 yards per run and two touchdowns.

Smith completed 12-of-16 passes for 220 yards and three touchdowns. Brad Starks finished with 100 yards receiving and three touchdowns. The three touchdowns marked the third time in school history that a Mountaineer scored three receiving touchdowns and the first time it happened since 1977.

The defense held the Rebels to 10 points, 276 total yards, including 96 yards rushing and registered three sacks and nine tackles for loss.

Tandy had two interceptions, and Pat Miller, Terence Garvin and Glover led WVU with seven tackles each.

In front of a national television Thursday night ESPN audience, WVU avenged last year's loss against USF, as the Mountaineer defense was stellar against the Bulls, holding them to one field goal in each half.

WVU registered five sacks, 10 tackles for loss and three interceptions, Tandy finished with 10 tackles, a forced fumble and an interception and Goode registered two sacks.

Sands had a key interception in the second quarter and returned it to the USF seven-yard line. On the next play, Smith hit Sanders with a pass, who in turn lateraled it back to Devine who ran in for the touchdown.

Smith led the Mountaineers, completing 24-of-31 passes for 219 yards and two touchdowns. Devine and Starks each had a receiving touchdowns and Sanders finished with 10 receptions to lead all receivers.

Turnovers plagued the Mountaineers for a two-game stretch, as WVU dropped games to Syracuse (19-14) and at Connecticut, (16-13 in overtime).

The WVU defense continued its trend, holding the Orange to 246 yards, including 63 passing yards.

Devine rushed for a season-high 122 yards, averaged 5.1 yards per play and tied with Austin for the team lead in receptions with five.

The game headed in the wrong direction from



the beginning, as Smith threw the first of his three picks on the third play.

Even with the mistake, the Mountaineers held a 14-10 lead at the end of the first quarter and appeared ready to tack on more points.

WVU had a first down at the Syracuse six-yard line, when Smith threw his second interception of the game.

The Orange scored on three Ross Krautman field goals to take the five point-lead at halftime, 19-14. The final field goal came with :37 seconds left in the half, set up by Smith's third interception.

Both defenses held the entire second half as neither team scored, giving the Orange the first win over West Virginia since 2001.

Six days later at Connecticut, WVU jumped to a 10-0 first quarter lead, but UConn used four Mountaineer fumbles to defeat West Virginia.

Starks put the Mountaineers on the board with a 53-yard run, and Bitancurt added a field goal to give WVU a 10-0 lead in the first quarter.

A Dave Teggart 39-yard field goal at the end



of the first half, and a Jordan Todman 24-yard run midway through the third quarter tied the game at 10-10.

WVU once again took the lead, 13-10, at the end of the third quarter on a second Bitancurt field goal.

Another West Virginia turnover gave the ball back to Connecticut, who tied the game five plays later at 13-13 on a 26-yard field goal by Teggart, early in the fourth quarter.

Both teams battled throughout the remainder of regulation but neither team could score so the game went to overtime.

West Virginia got the ball first and marched down to the one-yard line when the fourth fumble proved costly.

The Mountaineers scored a touchdown on its first run, but it was called back because of holding. WVU fumbled on the second play but recovered and retained possession. West Virginia ran for 15 more yards in next three plays down to the one-yard line.

UConn took over possession and in five plays kicked the winning field goal from 27-yards to pull off the upset.

WVU had four games left to complete its regular season and had its proverbial backs against the wall and no room for error.

As was done the year before, the Mountaineers played its best football of the season, winning all four games and earning a share of the regular-season title.

Behind 245 rushing yards and four passing touchdowns by Smith, WVU broke a two-year drought against Cincinnati, winning 37-10. That win enabled the Mountaineers to be bowl eligible for the ninth straight year.

Devine collected 77 yards and a touchdown, and Shawne Alston ran for 75 yards to lead the ground attack. Smith completed 15-of-25 passes for 174 yards and four touchdowns. Sanders led the WVU receivers with six catches for 95 yards and two touchdowns. Austin was on the other end of two touchdown passes.

The defense was stalwart once again, holding the Bearcats to 281 yards, including 60 yards rushing. WVU finished with five sacks, eight tackles for loss, two interceptions, two fumble recoveries and six pass breakups.

West Virginia then faced a much-improved Louisville squad on the road and escaped with a 17-10 win.

After the Cardinal defense stopped the



Najee  
Goode



Mountaineers on their first drive, UofL drove the ball down the field in eight plays and took the early 3-0 lead.

WVU regained the lead, 7-3, on its next drive behind 22 yards rushing by Devine and a 25 yard catch by Austin.

In the second quarter, Smith was sacked deep in Mountaineer territory and fumbled the ball in the end zone, where it was recovered by Daniel Brown for the Cardinal touchdown, giving Louisville the 10-7 lead.

WVU wasted little time moving the ball down the field to take the 14-10 halftime lead. A J.D. Woods reception for 13 yards and a 48-yard run by Devine set up the Mountaineer touchdown.

West Virginia pushed its lead to 17-10, the final outcome, in its first drive of the second half. The Mountaineers used mostly running plays to march down the field in 10 plays and kicked a 43-yard Bitancurt field goal.

Once again, the defense halted the Cardinals and kept them off balance and away from the end zone to preserve the victory.

The Mountaineers held the Cardinals to 171

total yards, including 26 yards rushing and 145 yards passing. They collected four sacks, eight tackles for loss, two pass breakups and an interception.

Leonard led the WVU defense with seven solo tackles, and Miller finished with six tackles, including two tackles for loss. Irvin finished with two sacks, and Garvin and Smith each had one.

West Virginia traveled to Pittsburgh the day after Thanksgiving for the annual Backyard Brawl. The Mountaineers had an outstanding performance on both sides of the ball and downed the rival Panthers, 35-10.

The defense once again didn't disappoint, as it held Pitt to 78 yards rushing. WVU finished with two sacks, three tackles for loss, five forced fumbles, three recoveries, an interception and six pass breakups.

Brandon Hogan intercepted quarterback Tino Sunseri on the first Pitt drive and returned it 53 yards to the Panther two-yard line. Big Ryan Clarke barreled in to give the Mountaineers the early 7-0 lead.

Pitt tied the game late in the first quarter, when Sunseri hit Devin Street for an eight-yard

Ricky Kovatch



touchdown.

After the Mountaineers recovered a Pitt fumble midway through the second stanza, Smith hit Devine with a swing pass and 48 yards later was set up on the goal line looking to re-take the lead.

Smith found Johnson in the back of the end zone for the touchdown, giving WVU the 14-7 halftime lead.

The Mountaineers hit the biggest play of the game on their opening drive of the second half, as Smith threw a season-long 71-yard bomb to Austin to give WVU a 21-7 lead.

Pitt scored a field goal in the second half to cut the West Virginia lead to 21-10.

The next drive, WVU extended its lead to 28-10, as the Mountaineers ran nine straight times, before Smith found Austin for a 12-yard touchdown along the side of the end zone.

The Mountaineers finished off their big day with another score to open the fourth quarter. Smith connected with Sanders for a 38-yard pass play, and then hit him for 13 more yards, before Clarke barrelled in from two yards out to give WVU a 35-10 lead.

Smith finished the game, completing 9-of-12 passes for 212 yards and three touchdowns. Alston ran for a game-high 71 yards, Sanders finished with four catches for 70 yards and Austin had two touchdowns catches for 83 yards.

Tandy led all tacklers for the game with nine stops, including eight unassisted stops. Hogan finished with six tackles, including five solo stops, forced and recovered a fumble, had a 53-yard interception return and a pass breakup.

In early December, West Virginia and Rutgers fought through cold conditions to close out the regular season for both squads.

The Mountaineers sent their seniors out the right way, defeating the Scarlet Knights, 35-14, marking the 16th straight defeat of Rutgers.

West Virginia took the early 14-0 lead in its first two drives with a 19-yard pass from Smith to Austin midway through the first quarter and followed that with a one-yard run by Clarke at the beginning of the second stanza.

Rutgers mounted a 12-play drive to dent the scoreboard at the end of first half to cut the WVU lead to 14-7.

West Virginia scored a touchdown midway through the third quarter on Clarke's second scoring run of the game, and Austin scored on



a 46-yard run for his second touchdown, giving WVU a 28-7 lead at the beginning of the fourth quarter.

Clarke scored his third touchdown of the game to close out the Mountaineers scoring with 4:32 left. Rutgers scored on a 44-yard pass play with two minutes left in the game to provide the final outcome.

Once again, the Mountaineer defense was outstanding, holding the Scarlet Knights to 203 total yards, including 63 rushing yards. WVU collected six sacks, 10 tackles for loss, a fumble recovery and three pass breakups.

Miller finished with a game-high three sacks and Irvin had two. Glover led in tackles with eight, including six solo stops and had 1.5 tackles for loss.

Smith connected on 23-of-28 passes for 352 yards and a touchdown. He also ran for 44 yards.

Austin led all receivers with six catches for 121 yards and a touchdown and had a team-high 46 yards rushing and a touchdown. Sanders finished with six catches for 81 yards.



The Mountaineers earned their ninth straight bowl bid against NC State in the Champs Sports Bowl in Orlando, Fla., marking the third straight ACC opponent that WVU would face in its bowl game.

As in West Virginia's other three losses in 2010, fumbles and missed opportunities once again played a key role in the outcome. The Mountaineers lost four fumbles, threw one interception and missed two field goals.

Smith threw for 196 yards on 22-of-39 passing and a touchdown and ran for a team-high 59 yards. Devine, in his last game as a Mountaineer ran for 50 yards and an average of 6.2 yards per carry. Sanders, also in his last game of his WVU career, finished with five catches for 58 yards and Austin had five catches for 30 yards.

NC State opened the scoring with a first quarter touchdown, taking the 7-0 lead. Mostly using the pass, the Wolfpack drove 86 yards in 10 plays and scored on a 16-yard pass from Russell Wilson to Mustafa Greene.

In the second quarter, West Virginia forced a Wolfpack fumble deep in their own territory

and drove it down to the NC State 26-yard line before missing the first field goal of the game.

The defense held, and then the offense tied the game with an eight-play 64-yard drive that finished with an acrobatic 32-yard touchdown reception by Stedman Bailey.

After a 46-yard kickoff return, NC State ran out the clock before halftime, driving the ball 20 yards and kicking a 45-yard field goal, giving the Wolfpack the 10-7 lead.

NC State tacked on two more field goals in the third quarter from 38 and 40 yards to take a 16-7 lead. The Mountaineers fumbled the ball, NC State drove down and kicked a field goal, WVU turned it over on downs, the Wolfpack would kick another field goal.

The fourth quarter was disastrous for West Virginia, as it fumbled on its first drive, threw an interception on the second drive, missed a 42-yard field goal on its third drive, fumbled a punt return and then fumbled on its final drive.

NC State added an insurance touchdown late in the game. WVU fumbled the ball on a punt on its seven-yard line, before the Wolfpack drove to paydirt three plays later to provide the final outcome.

WVU finished the 2010 season, winning nine games and a share of the BIG EAST title, with a new starting quarterback, and boasting a defense that was one of the best in the school history.





# 2010 Statistical Totals

Date	Opponent	Result	Score	Attend.
S4	Coastal Carolina	W	31-0	57,862
S10	at Marshall	W (OT)	24-21	41,382
S18	Maryland	W	31-17	60,122
S25	at (15) LSU	L	14-20	92,575
O9	UNLV	W	49-10	58,234
O14	*USF	W	20-6	54,955
O23	*Syracuse	L	14-19	58,122
O29	*at Connecticut	L (OT)	13-16	40,000
N13	*Cincinnati	W	37-10	56,593
N20	*at Louisville	W	17-10	51,772
N26	*at Pitt	W	35-10	60,562
D4	*Rutgers	W	35-14	48,386
D28	vs. NC State	L	7-23	48,962

\* - BIG EAST Conference Game

^ - Champs Sports Bowl, Orlando, Fla.

Team Statistics	WVU	OPP
<b>SCORING</b> .....	<b>327</b>	<b>176</b>
Points Per Game .....	25.2	13.5
<b>FIRST DOWNS</b> .....	<b>260</b>	<b>178</b>
Rushing.....	126	65
Passing.....	110	98
Penalty.....	24	15
<b>RUSHING YARDAGE</b> .....	<b>2,076</b>	<b>1,124</b>
Yards gained rushing.....	2,481	1,537
Yards lost rushing.....	405	413
Rushing Attempts.....	526	410
Average Per Rush.....	3.9	2.7
Average Per Game.....	159.7	86.5
TDs Rushing.....	18	3
<b>PASSING YARDAGE</b> .....	<b>2,769</b>	<b>2,270</b>
Comp./Att./Int.....	245/382/8	228/393/12
Average Per Pass.....	7.2	5.8
Average Per Catch.....	11.3	10.0
Average Per Game.....	213.0	174.6
TDs Passing.....	24	12
<b>TOTAL OFFENSE</b> .....	<b>4,845</b>	<b>3,394</b>
Total Plays.....	908	803
Average Per Play.....	5.3	4.2
Average Per Game.....	372.7	261.1
<b>KICK RETURNS: No./Yards</b> .....	<b>42/805</b>	<b>55/1,140</b>
<b>PUNT RETURNS: No./Yards</b> .....	<b>22/185</b>	<b>18/156</b>
<b>INT RETURNS: No./Yards</b> .....	<b>12/204</b>	<b>8/173</b>
<b>KICK RETURN AVERAGE</b> .....	<b>19.2</b>	<b>20.7</b>
<b>PUNT RETURN AVERAGE</b> .....	<b>8.4</b>	<b>8.7</b>
<b>INT RETURN AVERAGE</b> .....	<b>17.0</b>	<b>21.6</b>
<b>FUMBLES/LOST</b> .....	<b>30/20</b>	<b>25/11</b>
<b>PENALTIES/Yards</b> .....	<b>62/528</b>	<b>79/752</b>
Average Per Game.....	40.6	57.8
<b>PUNTS/Yards</b> .....	<b>67/2,802</b>	<b>84/3,531</b>
Average Per Punt.....	41.8	42.0
Net punt average.....	37.7	38.6
<b>TIME OF POSSESSION/Game</b> .....	<b>30:44</b>	<b>29:16</b>
<b>3RD-DOWN Conversions</b> .....	<b>89/199</b>	<b>49/186</b>
3rd-Down Pct.....	45%	26%
<b>4TH-DOWN Conversions</b> .....	<b>8/15</b>	<b>10/20</b>
4th-Down Pct.....	53%	50%
<b>SACKS BY/Yards</b> .....	<b>45-260</b>	<b>27/199</b>
<b>MISC YARDS</b> .....	<b>0</b>	<b>20</b>
<b>TOUCHDOWNS SCORED</b> .....	<b>42</b>	<b>17</b>
<b>FIELD GOALS/ATTEMPTS</b> .....	<b>10/17</b>	<b>19/23</b>
<b>ON-SIDE KICKS</b> .....	<b>0/0</b>	<b>0/1</b>
<b>RED-ZONE SCORES</b> .....	<b>(40/53) 75%</b>	<b>(19/25) 76%</b>
<b>RED-ZONE TDs</b> .....	<b>(31/53) 58%</b>	<b>(8/25) 32%</b>
<b>PAT-ATTEMPTS</b> .....	<b>(41/41) 100%</b>	<b>(17/17) 100%</b>
<b>ATTENDANCE</b> .....	<b>394,274</b>	<b>286,291</b>
Games/Avg. Per Game.....	7/56,325	5/57,258
Neutral Site Games .....	1/48,962	

	Scoring By Quarters					Total
	1 <sup>st</sup>	2 <sup>nd</sup>	3 <sup>rd</sup>	4 <sup>th</sup>	OT	
West Virginia	114	82	75	53	3	327
Opponents	41	52	43	37	3	176

Rushing	GP	Att.	Net	Avg.	TD	Long
Devine, Noel.....	13	208	934	4.5	6	50
Clarke, Ryan.....	13	80	291	3.6	8	23
Alston, Shawne.....	13	56	248	4.4	0	23
Smith, Geno.....	13	106	217	2.0	0	29
Austin, Tavon.....	13	16	161	10.1	1	46
Sanders, Jock.....	13	14	92	6.6	1	31
Starks, Brad.....	13	1	53	53.0	1	53
Lindamood, Matt.....	13	15	49	3.3	1	8
Johnson, Trey.....	5	15	42	2.8	0	9
Hargrett, Daquan.....	10	3	14	4.7	0	10
Brunetti, Barry.....	4	1	4	4.0	0	4
McCartney, Ivan.....	12	1	2	2.0	0	2
Team.....	13	10	-31	-3.1	0	0
<b>Total</b> .....	<b>13</b>	<b>526</b>	<b>2,076</b>	<b>3.9</b>	<b>18</b>	<b>53</b>
<b>Opponents</b> .....	<b>13</b>	<b>410</b>	<b>1,124</b>	<b>2.7</b>	<b>3</b>	<b>55</b>

Passing	Cmp.-Att.-Int.	Pct.	Yards	TD	Long
Smith, Geno.....	241-372-7	64.8	2,763	24	71
Brunetti, Barry.....	4-9-0	44.4	6	0	6
Sanders, Jock.....	0-1-1	0.0	0	0	0
<b>Total</b> .....	<b>245-382-8</b>	<b>64.1</b>	<b>2,769</b>	<b>24</b>	<b>71</b>
<b>Opponents</b> .....	<b>228-393-12</b>	<b>58.0</b>	<b>2,270</b>	<b>12</b>	<b>96</b>

Total Offense	Plays	Rush/Pass	Total	Avg.
Smith, Geno.....	478	217/2763	2980	229.2
Devine, Noel.....	208	934/0	934	71.8
Clarke, Ryan.....	80	291/0	291	22.4
Alston, Shawne.....	56	248/0	248	19.1
Austin, Tavon.....	16	161/0	161	12.4
Sanders, Jock.....	15	92/0	92	7.1
Starks, Brad.....	1	53/0	53	4.1
Lindamood, Matt.....	15	49/0	49	3.8
Johnson, Trey.....	15	42/0	42	8.4
Hargrett, Daquan.....	3	14/0	14	1.4
Brunetti, Barry.....	10	4/6	10	2.5
McCartney, Ivan.....	1	2/0	2	0.2
Team.....	10	-31/0	-31	-2.4
<b>Total</b> .....	<b>908</b>	<b>2,076/2,769</b>	<b>4,845</b>	<b>372.7</b>
<b>Opponents</b> .....	<b>803</b>	<b>1,124/2,270</b>	<b>3,394</b>	<b>261.1</b>

Receiving	No.	Yards	Avg.	TD	Long
Sanders, Jock.....	69	728	10.6	4	48
Austin, Tavon.....	58	787	13.6	8	71
Devine, Noel.....	34	258	7.6	1	48
Bailey, Stedman.....	24	317	13.2	4	32
Starks, Brad.....	19	317	16.7	4	48
Woods, J.D.....	18	205	11.4	1	21
Johnson, Will.....	9	107	11.9	2	37
Alston, Shawne.....	4	8	2.0	0	9
Urban, Tyler.....	3	7	2.3	0	4
Clarke, Ryan.....	2	16	8.0	0	9
White, Coley.....	2	3	1.5	0	5
Johnson, Trey.....	1	6	6.0	0	6
Lindamood, Matt.....	1	6	6.0	0	6
McCartney, Ivan.....	1	4	4.0	0	4
<b>Total</b> .....	<b>245</b>	<b>2,769</b>	<b>11.3</b>	<b>24</b>	<b>71</b>
<b>Opponents</b> .....	<b>228</b>	<b>2,270</b>	<b>10.0</b>	<b>12</b>	<b>96</b>

Punt Returns	No.	Yds	Avg	TD	Long
Hogan, Brandon .....	12	93	7.8	0	18
Sanders, Jock.....	8	86	10.8	0	66
Bell, Travis.....	1	0	0.0	0	0
Woods, J.D.....	1	6	6.0	0	6
<b>Total .....</b>	<b>22</b>	<b>185</b>	<b>8.4</b>	<b>0</b>	<b>66</b>
<b>Opponents.....</b>	<b>18</b>	<b>156</b>	<b>8.7</b>	<b>1</b>	<b>60</b>

Field Goals	Att.	Pct.	20-29	30-39	40-49	Lg	Blk
Bitancurt, Tyler.....	10-17	58.8	5-6	3-4	2-7	43	4

FG SEQUENCE	West Virginia	Opponents
Coastal Carolina .....	(21)	47,42
Marshall.....	(34),(33), 45,(20)	39
Maryland.....	(23)	(35)
LSU.....	28,48	(49),(23)
UNLV.....	-	(39)
USF.....	(27),(24)	(36),(47)
Syracuse.....	-	(28),(19), (33),(22)
Connecticut.....	(36),(42)	(39),(26), (27)
Cincinnati.....	-	(49)
LOUISVILLE .....	(43),41	(43)
PITT.....	-	(42)
RUTGERS.....	37	-
NC State	43,42	(45),(38), (40),27

Numbers in (parentheses) indicate field goal was made.

PUNTING	No.	Yds	Avg	Long	TB	FC	I20	Blkd
Pugnetti, Gregg .....	67	2,802	41.8	71	6	23	24	0
<b>Total .....</b>	<b>67</b>	<b>2,802</b>	<b>41.8</b>	<b>71</b>	<b>6</b>	<b>23</b>	<b>24</b>	<b>0</b>
<b>Opponents.....</b>	<b>84</b>	<b>3,531</b>	<b>42.0</b>	<b>73</b>	<b>5</b>	<b>28</b>	<b>33</b>	<b>0</b>

Scoring	TD	FG	Kick	PAT			Pts
				Rush	Rec	Pas	
Bitancurt, Tyler.....	0	10-17	41-41	0-0	0	0-0	71
Austin, Tavon.....	9	0-0	0-0	0-0	0	0-0	54
Clarke, Ryan.....	8	0-0	0-0	0-0	0	0-0	48
Devine, Noel.....	7	0-0	0-0	0-0	0	0-0	42
Sanders, Jock.....	5	0-0	0-0	0-0	1	0-0	32
Starks, Brad.....	5	0-0	0-0	0-0	0	0-0	30
Bailey, Stedman....	4	0-0	0-0	0-0	0	0-0	24
Johnson, Will.....	2	0-0	0-0	0-0	0	0-0	12
Lindamood, Matt... 1	0-0	0-0	0-0	0-0	0	0-0	6
Woods, J.D.....	1	0-0	0-0	0-0	0	0-0	6
Team.....	0	0-0	0-0	0-0	0	0-0	2
Smith, Geno.....	0	0-0	0-0	0-0	0	1-1	0
<b>Total .....</b>	<b>42</b>	<b>10-17</b>	<b>41-41</b>	<b>0-0</b>	<b>1</b>	<b>1-1</b>	<b>327</b>
<b>Opponents.....</b>	<b>17</b>	<b>19-23</b>	<b>17-17</b>	<b>0-0</b>	<b>0</b>	<b>0-0</b>	<b>176</b>

Kick Returns	No.	Yds	Avg	TD	Long
Austin, Tavon .....	12	230	19.2	0	50
Sanders, Jock.....	12	299	24.9	0	60
Hogan, Brandon .....	6	133	22.2	0	28
Devine, Noel.....	4	62	15.5	0	25
Davis, Eddie .....	3	47	15.7	0	22
Clarke, Ryan.....	3	33	11.0	0	18
Johnson, Will.....	1	1	1.0	0	1
Alston, Shawne.....	1	0	0.0	0	0
<b>Total .....</b>	<b>42</b>	<b>805</b>	<b>19.2</b>	<b>0</b>	<b>60</b>
<b>Opponents.....</b>	<b>55</b>	<b>1,140</b>	<b>20.7</b>	<b>0</b>	<b>55</b>

Fumble Returns	No.	Yds	Avg	TD	Long
Garvin, Terrence.....	1	29	29.0	0	29
Thomas, J.T.....	1	12	12.0	0	
<b>Total .....</b>	<b>2</b>	<b>41</b>	<b>20.5</b>	<b>0</b>	<b>29</b>
<b>Opponents.....</b>	<b>2</b>	<b>10</b>	<b>5.0</b>	<b>1</b>	<b>7</b>

Interceptions	No.	Yds	Avg	TD	Long
Tandy Keith.....	6	51	8.5	0	26
Hogan, Brandon .....	3	78	26.0	0	53
Smith, Eain .....	1	38	38.0	0	38
Sands, Robert.....	1	28	28.0	0	28
Bowser, Brantwon.....	1	4	4.0	0	4
<b>Total.....</b>	<b>12</b>	<b>204</b>	<b>17.0</b>	<b>0</b>	<b>53</b>
<b>Opponents.....</b>	<b>8</b>	<b>173</b>	<b>21.6</b>	<b>0</b>	<b>53</b>

All-Purpose	Rush/Rec	PR/KR/IR	Total	Avg.
Devine, Noel.....	934/258	0/62/0	1,254	96.5
Sanders, Jock.....	92/728	86/299/0	1,205	92.7
Austin, Tavon.....	161/787	0/230/0	1,178	90.6
Starks, Brad.....	53/317	0/0/0	370	28.5
Clarke, Ryan.....	291/16	0/33/0	340	26.2
Bailey, Stedman....	0/317	0/0/0	317	24.4
Hogan, Brandon .....	0/0	93/133/78	304	27.6
Alston, Shawne.....	248/8	0/0/0	256	19.7
Smith, Geno.....	217/0	0/0/0	217	16.7
Woods, J.D.....	0/205	6/0/0	211	16.2
Johnson, Will.....	0/107	0/1/0	108	8.3
Lindamood, Matt....	49/6	0/0/0	55	4.2
Tandy, Keith.....	0/0	0/0/51	51	3.9
Johnson, Trey.....	42/6	0/0/0	48	9.6
Davis, Eddie .....	0/0	0/47/0	47	3.6
Smith, Eain .....	0/0	0/0/38	38	3.2
Sands Robert.....	0/0	0/0/28	28	2.2
Hargrett, Daquan....	14/0	0/0/0	14	1.4
Urban, Tyler.....	0/7	0/0/0	7	0.6
McCartney, Ivan.....	2/4	0/0/0	6	0.5
Garvin, Terrence....	0/0	0/0/5	5	0.4
Brunetti, Barry.....	4/0	0/0/0	4	1.0
Bowser, Brantwon....	0/0	0/0/4	4	0.3
White, Coley .....	0/3	0/0/0	3	1.0
Team.....	-31/0	0/0/0	-31	-2.4
<b>Total .....</b>	<b>2,076/2,769</b>	<b>185/805/204</b>	<b>6,039</b>	<b>464.5</b>
<b>Opponents.....</b>	<b>1,124/2,270</b>	<b>156/1,140/173</b>	<b>4,863</b>	<b>374.1</b>

KICKOFFS	No.	Yds	Avg	TB	OB	Retn	Net YdLn
Smith, Corey	64	3,984	62.2	8	0		
<b>Total .....</b>	<b>64</b>	<b>3,984</b>	<b>62.2</b>	<b>8</b>	<b>0</b>	<b>1,140</b>	<b>41.9 28</b>
<b>Opponents.....</b>	<b>47</b>	<b>2,849</b>	<b>60.6</b>	<b>3</b>	<b>2</b>	<b>805</b>	<b>42.2 27</b>

Defense	GP	-----Tackles-----				--Sacks-- ----Pass Def.----			---Fumbles---		Blkd.	
		Solo	Ast.	Total	TFL/Yds	No./Yards	Int./Yards	BrUp.	Rcv./Yds.	FF	Kick	Saf.
28 Garvin, Terrence	13	41	35	76	4.5/17	1/8	0/5	4	2/29	1	0	0
30 Thomas, J.T.	13	36	37	73	7/28	2.5/12	0	4	2/12	2	0	0
45 Leonard, A.	13	42	28	70	6.5/17	1/9	0	3	0	1	0	0
4 Glover, Sidney	13	43	20	63	7/27	4/23	0	5	2/0	1	0	0
8 Tandy, Keith	13	38	19	57	2.0/3	0	6/51	11	0	1	0	0
97 Miller, Julian	13	28	26	54	14.0/47	9/33	0	3	0	1	0	0
2 Sands, Robert	13	34	19	53	6.5/35	1.5/7	1/28	0	0	1	0	0
52 Goode, Najee	13	26	21	47	8.5/35	3/18	0	4	0	1	0	0
22 Hogan, Brandon	11	25	12	37	0	0	3/78	6	1/0	1	0	0
90 Neild, Chris	13	17	18	35	4/15	3/12	0	0	0	0	0	0
93 Berry, Scooter	13	15	20	35	4.5/38	4/36	0	0	2/0	0	0	0
31 Lazear, Pat	10	14	11	25	1/5	1/5	0	1	0	0	0	0
24 Smith, Eain	12	15	8	23	1/9	1/9	1/38	2	0	0	0	0
11 Irvin, Bruce	13	18	3	21	14.0/88	14/88	0	1	0	2	0	0
6 Miller, Pat	13	14	6	20	1/4	0	0	4	0	0	0	0
23 Jenkins, Brodrick	13	17	1	18	0	0	0	2	0	0	0	0
47 Rigg, Doug	13	8	6	14	0.5/0	0	0	0	0	0	0	0
94 Taylor, Josh	11	3	10	13	0	0	0	0	0	1	0	0
18 Bowser, Brantwon	13	3	8	11	0	0	1/4	2	0	0	0	0
99 Wright, Jorge	12	3	7	10	1.5/4	0	0	0	0	1	0	0
25 Cook, Darwin	13	8	1	9	0	0	0	0	1/0	0	0	0
43 Vance, Casey	12	5	3	8	0	0	0	0	0	1	0	0
33 Dorsey, Mike	13	7	0	7	2/4	0	0	0	1/0	0	0	0
53 Anderson, Tyler	13	3	3	6	0	0	0	0	0	0	0	0
35 Smith, Lawrence	13	4	2	6	0	0	0	0	0	0	0	0
26 Bell, Travis	13	4	1	5	0	0	0	0	0	0	0	0
91 Lageman, J.B.	3	1	3	4	0.5/1	0	0	0	0	0	0	0
29 Hale, Trippe	12	3	1	4	0	0	0	0	0	0	0	0
10 Bailey, Stedman	13	3	1	4	0	0	0	0	0	1	0	0
44 Smith, Corey	13	2	1	3	0	0	0	0	0	0	0	0
17 Busick, Branko	2	1	2	3	0	0	0	0	0	0	0	0
6 Johnson, Will	13	1	2	3	0	0	0	0	0	0	0	0
3 Davis, Eddie	13	1	2	3	0	0	0	0	0	0	0	0
2 Starks, Brad	13	2	0	2	0	0	0	0	0	0	0	0
87 Nutter, Cody	13	0	2	2	0	0	0	0	0	0	0	0
81 Woods, J.D.	13	2	0	2	0	0	0	0	0	0	0	0
98 Clarke, Will	4	1	1	2	0.5/2	0	0	0	0	0	0	0
57 Braun, Jeff	13	1	1	2	0	0	0	0	0	0	0	0
32 Clarke, Ryan	13	1	0	1	0	0	0	0	0	0	0	0
1 Austin, Tavon	13	1	0	1	0	0	0	0	0	0	0	0
12 Smith, Geno	13	0	1	1	0	0	0	0	0	0	0	0
38 Lindamood, Matt	13	0	1	1	0	0	0	0	0	0	0	0
7 Devine, Noel	13	1	0	1	0	0	0	0	0	0	0	0
92 Ford, Larry	5	0	1	1	0	0	0	0	0	0	0	0
9 Sanders, Jock	13	1	0	1	0	0	0	0	0	0	0	0
78 Huffman, C.J.	1	0	1	1	0.5/1	0	0	0	0	0	0	0
TM Team	13	0	0	0	0	0	0	0	0	0	0	1
<b>Total</b>	<b>13</b>	<b>493</b>	<b>345</b>	<b>838</b>	<b>87/380</b>	<b>45/260</b>	<b>12/204</b>	<b>52</b>	<b>11/41</b>	<b>16</b>	<b>0</b>	<b>1</b>
<b>Opponents</b>	<b>13</b>	<b>-</b>	<b>-</b>	<b>-</b>	<b>-</b>	<b>27/199</b>	<b>8/173</b>	<b>28</b>	<b>20/10</b>	<b>20</b>	<b>4</b>	<b>0</b>



---

# 2011 Season Review

---

“Adversity doesn’t build character, it reveals it” – a statement that has been used numerous times to describe the manner in which victory is achieved against adverse conditions.

But never has a statement been more true about one group than it was about the 2011 West Virginia football program.

The Mountaineers were faced with a tremendous amount of adversity throughout the season. It presented itself early and often, in different ways and at the most inopportune times.

However, by season’s end, WVU overcame the adversity, and its character was revealed. The final result was filled with sunshine, oranges and championships.

Turn the clock back to the spring, a new offense had to be installed, and the defense had to replace eight starters off of one the school’s best units. Josh Jenkins, a two-year starter on the offensive line, suffered a knee injury during the spring game and was out for the season.

Dana Holgorsen, who was brought to Morgantown in December 2010, to serve as offensive coordinator for a year, before becoming the head coach, took over the top post six months earlier than planned.

Taking over the reins of the Mountaineer football program was thrust on him in early

June, at one of the worst times. He had to organize a plan for the season, along with the responsibility of trying to heal a torn-apart fan base in less than two months.

Not one to make excuses, Holgorsen took on the challenge. He spread his philosophy that no one person was bigger than the team; and through hard work, dedication, teamwork and fulfilling your responsibility on and off the field, the West Virginia football program will continue to achieve success.

The Mountaineers started the season with a promising 3-0 start, and once again, adversity showed itself in each of those games.

In the Marshall contest, lightning caused several long delays and finally forced the game to be called in the fourth quarter, giving the Mountaineers the 34-13 victory.

Geno Smith completed 26 passes to nine different receivers for 249 yards and two touchdowns. Najee Goode finished with a game-high seven tackles.

In the third quarter, West Virginia had just taken a 27-13 lead off of Tavon Austin’s 100-yard kickoff return, when the first delay occurred, halting play for three hours and three minutes. When play resumed, WVU held Marshall on three plays, and then marched down the field once again to increase its lead to 34-13. Lightening halted the game for a second



Keith Tandy



time, this time for one hour and 19 minutes, when the game was finally called at 10:24 p.m.

Norfolk State came to town for game two and showed that because they competed at the FCS level didn't mean they would be intimidated. The Spartans raced out to a 6-0 lead at the beginning of the second quarter and came back to hold a 12-10 lead at the half.

After a lackluster 143-yard halftime performance, West Virginia exploded in the second half for 45 points and 446 yards to win the game, 55-12. Smith had a stellar performance throwing for 371 yards and four touchdowns. Senior transfer Devon Brown collected 109 yards on four catches and Austin hauled in a team-high six passes for 82 yards and a touchdown. Ivan McCartney also finished with a score. Darwin Cook finished with a game-high 11 tackles, marking his first double-figure tackle performance of his career.

West Virginia travelled to Maryland for its first road test of the season in the annual border war. The Terps took the early 3-0 lead in the first quarter, before the Mountaineers ran off 24-straight points to take a commanding 24-3

lead in the second quarter. The highlight of the run was Terence Garvin's 37-yard interception return for a touchdown at the end of the first-quarter.

Even though Maryland came back with a touchdown with 2:32 left till the half, cutting its deficit to 14 points, WVU marched down the field and kicked a second field goal to stake a 17-point halftime lead.

Stedman Bailey caught a 34-yard touchdown pass from Smith to open the third quarter, giving WVU a 24-point lead and looked like it was going to cruise to an easy win. The Terps had other ideas as it ran off three straight touchdowns to cut the Mountaineer lead to three points, 34-31, and completely take the momentum.

A 14-play drive, eating up 5:47 on the clock led to the third Bitancurt field goal to stem the tide and force Maryland to go the length of the field in order to win the game. The Terps started their drive with 4:36 left in the game drove to the WVU 36, before Eain Smith saved the game with a timely interception.

The Mountaineers were paced by a trio of wide receivers who went down in the WVU record book, marking the first time three receivers finished with 100 or more yards. Austin finished with 11 catches for 122 yards, Bailey had eight catches for 113 yards and a touchdown and McCartney had 101 yards on eight catches. Smith completed 36 passes for 388 yards and a touchdown.

Three WVU defensive players collected double-figure tackles, Goode with 13, Pat Miller with 11 and Keith Tandy with 10.

Attention then turned to No. 2-ranked LSU as it was the Tigers turn to come to town, and ESPN GameDay came to Morgantown for the first time, making the atmosphere even more electric. The excitement of the Mountaineer faithful was at an all-time high as the sellout crowd waited all week for the game to kickoff.

Unfortunately, adversity paid a visit once again, as WVU knew it was going to have to play a superb game to unseat the highly-ranked Tigers. The Mountaineers posted 241 yards of total offense in the first half but was down 20 points because of costly mistakes.

LSU missed a field goal to start the third quarter, then six plays later, West Virginia cut the Tigers' lead to 13, when Smith completed a



12-yard strike to Tyler Urban. After the Mountaineer defense held LSU for two more drives, the offense drove down the field, keyed by a 72-yard pass play from Smith to Austin. Four plays later, WVU pulled within six points of LSU, when Dustin Garrison rushed in from one-yard out, cutting the LSU lead to 27-21 and clearly taking the momentum.

The Tigers took the momentum right back, as Morris Clairborne took the ensuing kickoff and raced 99 yards to the end zone, pushing the LSU lead to 13 points at the end of the third quarter. LSU scored twice more to put the game out of reach and hand WVU its first loss of the season.

West Virginia put up 533 yards of total offense against the vaunted Tiger defense. Smith completed a school record 38-of-65 passes for 463 yards and two touchdowns. Austin collected 11 catches for 187 yards, and Bailey finished with eight receptions for 115 yards and a touchdown. Garrison, in his first real action of the season, finished with 10 carries for 46 yards and a touchdown. Linebackers Doug Rigg and Goode paced the WVU defense with nine and



eight tackles, respectively.

The Mountaineers responded to the loss with two home wins, 55-10, over Bowling Green, and opened BIG EAST play with a 43-16 win over Connecticut.

Against Bowling Green, Garrison put up a career and national season high rushing total of 291 yards and two touchdowns, and Shawne Alston, in his first action of the season after coming back from a neck injury, finished with two touchdowns. Smith threw for three scores, and Bailey finished with a school-record third straight 100-yard plus receiving performance of the season.

Jewone Snow, in his first career start, finished with a team-high nine tackles. Tandy collected a game-high two interceptions and had two pass breakups.

Against Connecticut, the Mountaineers held a slim 10-9 halftime lead, once again being held in check, fumbling once, punting twice and losing a possession on downs.

With West Virginia holding a one-point lead in the third quarter, UConn was driving deep in WVU territory, when Pat Miller forced quarterback Johnny McEntee to fumble the ball. The ball bounced to Snow, who rumbled down the field 83 yards to set up a Smith to Austin touchdown on the next play.

WVU put the game out of reach in the second half, outscoring the Huskies, 33-7, including a 23-0 advantage in the third quarter.

Smith put on a show, throwing for 450 yards and four touchdowns. Bailey added to his school record with his fourth 100-yard plus receiving effort, finishing with 178 yards on seven catches and scored two touchdowns. McCartney collected his career-high with 131 yards on six catches. Garrison ran for 80 yards and scored a touchdown.

The Mountaineer defense collected a season high five sacks, led by Bruce Irvin, who collected 1.5 for the game. Eain Smith and Cook led the team with eight tackles.

West Virginia travelled to Syracuse in week seven, looking to avenge last year's home loss to the Orange. In front of a national ESPN Friday night audience, the Mountaineers let adversity get the best of them on that night in a big way.

Syracuse came out the aggressor, blitzing the Mountaineers from the minute they got off



the bus. The Orange took an early 14-3 lead in the second quarter and looked like they were going to run away with it. The Mountaineers fought their way back, as Smith threw a pass down the sideline, and Bailey fought off a Syracuse defender to make the grab and run it into the end zone for the 64-yard score.

When it looked like the Mountaineers were gaining some momentum, Syracuse distanced themselves once again, when Dorian Graham took the ensuing kickoff and ran it 98 yards for a touchdown, giving them a 21-9 halftime lead.

The Mountaineers regrouped and scored out of halftime, cutting the Orange lead once again to five points, 21-16, on a one-yard run by Alston.

Three straight passing touchdowns from Ryan Nassib gave the Orange a 42-16 lead at the early part of the fourth quarter. WVU scored a late touchdown but dropped the game, by 26 points, 49-23, when the final horn sounded. Snow finished with a game-high eight tackles, including six solo stops.

Smith threw for 338 yards and two touchdowns, and Bailey ran his school-record 100-

yard plus receiving performances to five with his seven catch, 130 yard and one touchdown effort. Tandy and Eain Smith each contributed seven stops.

With its back against the wall and knowing it had to win to stay in the championship hunt, West Virginia hit the road for the second straight game to face a Rutgers squad that was hungry for a win against the Mountaineers.

Once again, as with each game so far, the Mountaineers faced adversity. A blizzard was spreading up the east coast with a wintry mix of freezing rain and snow that made the field conditions treacherous.

With those weather conditions, most would think that scoring would be at a premium. This game was like a track meet, both sides combining for 52 first half points.

Rutgers took the early 3-0 lead, before Alston broke through the line and like a bus with a set of winter treads, rumbled down the field for 52 yards to give WVU the 7-3 lead. Not to be outdone, the Scarlet Knights scored their first touchdown of the game three plays later to take a 10-7 lead. West Virginia gave its answer on the first play of the drive with Austin taking a reverse handoff 80 yards for a touchdown to give the Mountaineers a 14-10 advantage.

The scoring went back and forth once again with Rutgers' Mark Harrison making a 45-yard pass reception, before Alston rumbled in for a two-yard score, his second touchdown of the game, giving WVU a four-point lead, 21-17. Two Jawan Jamison touchdown runs gave the Scarlet Knights a 10-point halftime lead.

The Mountaineers fought adversity once again, outscoring Rutgers, 20-0 in the second half to win the game, 41-31. Smith's two touchdown passes to Bailey and Austin, and his first career rushing touchdown led WVU to the win.

Alston ran for a career-high 110 yards and two touchdowns, and Smith threw for 218 yards and two touchdowns. Cook collected his second double-figure tackle performance of his career with 11, Eain Smith and Snow each finished with eight tackles, Julian Miller had two fumble recoveries and Brodrick Jenkins had two interceptions in his first collegiate start.

West Virginia knew Louisville's visit was going to be a tough, hard-fought game, but was going to be a key contest for both teams in the conference championship battle.



Casey Vance



The game started fast as both teams traded touchdowns three times to leave the game tied at 21-21 at the half. Mistakes were starting to cost West Virginia as a shanked punt with less than two minutes left in the first half gave Louisville field position that they took advantage of in tying the game.

The Mountaineers' mistakes continued throughout the third quarter with a missed field goal, a fumble that led to a Louisville field goal and a drive that ended on downs. Then WVU was attempting a 23-yard field goal at the beginning of the fourth quarter that was blocked and returned 82 yards for a touchdown to completely change the face of the game, giving the Cardinals a 10-point lead.

West Virginia once again fought adversity, stopping Louisville on its next drive and scoring with 8:53 left in the game on an Alston seven-yard run to pull within three points.

The Cardinals then sealed the game with a 13-play drive that ate up 7:11 on the clock and ended with a second Brown touchdown, giving Louisville a 10-point cushion once again with 1:42 left in the game. WVU scored a touchdown

with less than a minute left but it wasn't enough as Louisville won the game, 38-35.

Smith completed 31-of-44 passes for 410 yards and three touchdowns, and Bailey collected his sixth 100-yard receiving performance of the season, finishing with eight catches for 118 yards and two touchdowns. Austin had seven receptions for 90 yards and a touchdown, while Alston ran for two scores. Cook finished with a team-high 10 tackles, including six solo stops, and Bruce Irvin finished with two sacks and three tackles for loss.

It was down to a three-game season for WVU. The Mountaineers knew with two losses already that they had to run the table if they had any hopes of winning the league. Each game presented its own adversity that WVU had to overcome.

The Mountaineers travelled to Cincinnati for game 10. The Bearcats made their statement in their first drive, taking the early 7-0 lead in just three plays. Isaiah Peard burst through the line and ran 40 yards to the end zone. Four plays later, the Mountaineers answered with Smith once again finding one of his favorite targets, Bailey for a 59-yard scoring strike.

West Virginia controlled the second quarter, denting the scoreboard for 10 points to take a 17-7 halftime lead. Bitancurt nailed a 28-yard field goal, and Julian Miller recovered a Zach Collaros fumble in the end zone for a touchdown.

Cincinnati stormed back in the second half, scoring a touchdown at the end of the third quarter and one more at the beginning of the fourth to take a 21-17 lead with 13:20 left in the game.

Again the Mountaineers responded with a 12-play drive, taking a three-point lead, 24-21. Pass completions from Smith to Willie Milhouse of 24 yards, 13 to Bailey and 23 to Austin were the key plays in the drive to set up the one-yard Alston rush for the go-ahead score.

The Bearcats had one last drive with 2:01 left to pull out the win. Within three plays, Cincinnati was down to the WVU 21-yard line with a first down and things weren't looking good. The Mountaineer defense then responded, holding UC to seven yards on three plays and then sealed the win when Eain Smith shot up through the middle and blocked Tony Miliano's 31-yard field goal attempt with no time left.



Smith threw for 372 yards and a touchdown, Austin had a game-high nine catches for 126 yards and Bailey finished with 104 yards on six receptions and a touchdown. Goode had a team-high eight tackles, including five unassisted, three tackles for loss and a sack. Irvin finished with a sack, two tackles for loss, four solo tackles and forced a fumble. Julian Miller collected seven tackles, broke up a pass and recovered a fumble.

Pitt came to town for the annual Backyard Brawl and for Mountaineer senior night. Besides being a rivalry game, both teams had a lot riding on the outcome of the game.

WVU had its back against the wall from the start, giving up two touchdowns in the first quarter. The Mountaineers came back with a Smith to Bailey 63-yard pass play to cut the lead in half, only to give up another field goal to go into halftime down by 10 points.

The Panthers took advantage of a WVU fumble and added three points to their lead early in the second half, building a 13-point lead, 20-7. West Virginia responded on its next drive as Alston scored on an eight-yard run, cutting the

Pitt lead to six points.

Midway through the fourth quarter, the Mountaineers used an 11-play drive to eat up 83 yards to capture the lead with Alston barreling in from one-yard out to give WVU a slim 21-20 lead.

The Mountaineer defense dominated the Panther offense in their last two drives to seal the 21-20 victory. The Pitt offense was held to 23 yards on eight plays in the first drive, including a tackle for no gain by Julian Miller on second down and an Irvin sack of quarterback Tino Sunseri on third down. In their final drive, the Panthers were held to six yards on seven plays. The West Virginia defense sacked Sunseri the final three plays of the game, by Goode, Irvin and Julian Miller, forcing a fumble on the final play.

Smith completed 22-of-31 passes for 244 yards and a touchdown, Austin finished with 10 catches for 102 yards and Bailey finished with 80 yards on three catches and a touchdown. Garrison ran for 55 yards on 11 carries and Alston finished with 34 yards and two touchdowns. Garvin finished with a game-high 14 tackles, including nine unassisted, and Julian Miller collected 12 tackles, nine solo and tied the school record with four sacks. Irvin had two sacks, and Snow finished with one.

USF was all that stood between the Mountaineers and at least a share of the conference championship.

The Mountaineers took an early 10-0 lead midway through the second quarter after Pat Miller intercepted B.J. Daniels and returned it 52 yards for a touchdown. On its next drive, USF cut the WVU lead to three when a 20-yard pass from B.J. Daniels to Sterling Griffin that was ruled incomplete was overturned by the replay booth. A second field goal by WVU with 22 seconds left gave the Mountaineers a 13-7 halftime advantage.

West Virginia took a 10-point lead when Austin returned his second kickoff of the season 90 yards for a touchdown in the third quarter.

Then the momentum clearly swung in USF's favor as they scored 10 straight points to tie the game at 20-20. A USF field goal at the end of the third quarter and a Daniels rushing touchdown opened up the fourth quarter highlighted the Bulls scoring.

On the first play of West Virginia's next possession, JaQuez Jenkins stepped in front







of a Smith pass and returned the interception 24 yards for the go-ahead touchdown with just under 10 minutes left in the game.

The Mountaineers saw their chance of a BIG EAST title and the BCS bid withering away with that interception return. However, as they had done all season long, WVU fought the adversity beginning with its next drive. A fourth down completion to Bailey, then a fourth down personal foul penalty on USF before Garrison finished the drive with two straight runs for 21 yards, tying the game once again.

Then with 5:09 left in the game, USF started with outstanding field position after a 51-yard kickoff return. Three plays later, the Bulls had first down on the WVU 28-yard line and was looking like they were going to score the winning points.

Then luck struck for WVU as Goode stood Daniels up as he tried to run to the outside and forced him to fumble, giving the Mountaineers the ball back with three minutes left and the chance to win the game and the share of the championship.

Garrison rumbled for nine yards, then a completion to J.D. Woods for 10 more, then two more runs by Garrison for 3 and 10 yards. Then Smith was sacked followed by two incomplete passes. Next came the biggest play of the game as Smith found Bailey for 26 yards down to the 16 yard line with only seconds remaining. Bitancurt came on and calmly hit the game-

winning field goal from 28 yards to give West Virginia its second-straight BIG EAST championship, sixth since 2003 and seventh overall.

Two days later, Cincinnati defeated Connecticut to provide a three-way tie for the conference title. West Virginia won the tie breaker and was awarded the BCS bid to face the ACC Champion, Clemson, in the Orange Bowl.

As had been the case in West Virginia's other BCS bowl games, no one in the nation except the state of West Virginia and a small percentage of Mountaineer fans gave WVU the vote of confidence to pull off an upset win against Clemson.

And to add adversity to the mix once again, starting safety Terence Garvin, one of the team's top defensive players, hurt his knee in the USF game, had surgery and was out for the bowl game. Dustin Garrison, the team's starting running back, injured his knee during the first practice in Miami and was out for the bowl game.

The game started out like a track meet. Both team's traded touchdowns and Clemson added a field goal to take a three-point lead at the end of the first quarter, 17-14. Austin scored the second of his bowl record four receiving touchdowns to start off the second quarter, giving the Mountaineers a 21-17 lead.

Then the game-changing play of the season happened. With Clemson on the WVU goal line ready to retake the lead, Andre Ellington was

going down at the one-yard line, when Rigg stripped the ball away. Cook saw the ball out, picked it up and raced down the field 99 yards for a touchdown, giving WVU a 28-17 lead.

That was a knockout punch to the head in the title fight, as the Mountaineer offense exploded from there en-route to a 70-33 victory, setting the all-time bowl record for points in a game.

West Virginia tied or set 18 WVU individual or team bowl records, 28 individual, team or combined Orange Bowl records, 18 BCS Bowl records and 14 overall NCAA Bowl records.

Smith threw for a bowl-record 407 yards and six touchdowns, ran another in for a bowl-record seven total touchdowns responsible for. Austin finished with bowl records for catches (12) and touchdowns (4). Alston ran for 77 yards and two touchdowns, Bailey finished with five catches for 82 yards and a touchdown and Milhouse finished with 71 yards on three catches and a touchdown. Eain Smith collected 13 tackles, including 12 solo stops and Irvin, Goode and Will Clarke each finished with a sack.

In the end West Virginia achieved its goal, including a championship season with 10 wins, captured their sixth BIG EAST title since 2003 and seventh overall, won the Orange Bowl to run its BCS record to 3-0 and was heralded as



Willie Milhouse



Brantwon Bowser

the top program in the East.

Holgorsen was named the first year coach of the year award winner by the Football Writers Association and was one of seven coaches to lead his program to a BCS game in his first year as a head coach and one of three who won the game.

Ten players earned All-BIG EAST honors, and three players were named to seven All-America teams. West Virginia was one of the only two schools in the nation to have a quarterback throw for 4,000 yards and have two receivers finish with 1,000 or more yards. Smith completed 346-of-526 passes for 4,385 yards and 31 touchdowns. Austin finished with a school-record 101 passes for 1,186 yards and eight touchdowns, while Bailey caught 72 passes for a school-record 1,279 yards and tied the school record with 12 touchdowns.

Smith tied or broke 34 school or conference game, season or career records, and the receiving corps tied for broke 12 game, season or career WVU or conference marks.

Goode led the Mountaineers with 87 tackles, five sacks and 14 tackles for loss, while Cook finished with 85 tackles, including 51 solo stops. Irvin led the team with 8.5 sacks, 15 tackles for loss and three forced fumbles, while Julian Miller finished with six sacks and 11 tackles for loss. Tandy led the team with four interceptions and nine pass breakups.

Going into 2011, everyone talked about WVU football for the wrong reasons. By the end of the season, everyone was talking about the excitement surrounding the program and the promise of the Mountaineers' future.



# 2011 Statistical Totals

Date	Opponent	Result	Score	Attend.
S4	Marshall	W	34-13	60,758
S10	Norfolk State	W	55-12	51,911
S17	at Maryland	W	37-31	53,627
S24	(2) LSU	L	21-47	62,056
O1	Bowling Green	W	55-10	46,603
O8	*Connecticut	W	43-16	56,179
O21	*at Syracuse	L	23-49	45,265
O29	*at Rutgers	W	41-31	47,303
N5	*Louisville	L	35-38	57,287
N12	*at (18) Cincinnati	W	24-21	48,152
N25	*Pitt	W	21-20	60,932
D4	*at USF	W	30-27	41,743
J4	vs. (14) Clemson	W	70-33	67,563

\* - BIG EAST Conference Game  
 ^ - Discover Orange Bowl, Miami, Fla.

Team Statistics	WVU	OPP
<b>SCORING</b> .....	<b>489</b>	<b>348</b>
Points Per Game .....	37.6	26.8
<b>FIRST DOWNS</b> .....	<b>301</b>	<b>241</b>
Rushing .....	91	94
Passing.....	187	129
Penalty.....	23	18
<b>RUSHING YARDAGE</b> .....	<b>1,595</b>	<b>1,882</b>
Yards gained rushing.....	1,936	2,210
Yards lost rushing.....	341	328
Rushing Attempts .....	417	472
Average Per Rush .....	3.8	4.0
Average Per Game.....	122.7	144.8
TDs Rushing.....	25	21
<b>PASSING YARDAGE</b> .....	<b>4,509</b>	<b>2,645</b>
Comp-Att-Int .....	353-542-9	255-448-14
Average Per Pass.....	8.3	5.9
Average Per Catch .....	12.8	10.4
Average Per Game .....	346.8	203.5
TDs Passing .....	32	15
<b>TOTAL OFFENSE</b> .....	<b>6,104</b>	<b>4,527</b>
Total Plays .....	959	920
Average Per Play.....	6.4	4.9
Average Per Game.....	469.5	348.2
<b>KICK RETURNS: #-Yards</b> .....	<b>57-1,349</b>	<b>79-1,882</b>
<b>PUNT RETURNS: #-Yards</b> .....	<b>25-294</b>	<b>16-169</b>
<b>INT RETURNS: #-Yards</b> .....	<b>14-190</b>	<b>9-158</b>
<b>KICK RETURN AVERAGE</b> .....	<b>23.7</b>	<b>23.8</b>
<b>PUNT RETURN AVERAGE</b> .....	<b>11.8</b>	<b>10.6</b>
<b>INT RETURN AVERAGE</b> .....	<b>13.6</b>	<b>17.6</b>
<b>FUMBLES-LOST</b> .....	<b>27-13</b>	<b>22-9</b>
<b>PENALTIES-Yards</b> .....	<b>80-697</b>	<b>87-723</b>
Average Per Game.....	53.6	55.6
<b>PUNTS-Yards</b> .....	<b>56-2,148</b>	<b>79-3300</b>
Average Per Punt .....	38.4	41.8
Net punt average.....	34.6	37.3
<b>TIME OF POSSESSION/Game</b> ..	<b>28:20</b>	<b>30:33</b>
<b>3RD-DOWN Conversions</b> .....	<b>73/180</b>	<b>73/204</b>
3rd-Down Pct.....	41%	36%
<b>4TH-DOWN Conversions</b> .....	<b>9/18</b>	<b>8/17</b>
4th-Down Pct.....	50%	47%
<b>SACKS BY-Yards</b> .....	<b>31-180</b>	<b>26-198</b>
<b>MISC YARDS</b> .....	<b>0</b>	<b>94</b>
<b>TOUCHDOWNS SCORED</b> .....	<b>63</b>	<b>42</b>
<b>FIELD GOALS-ATTEMPTS</b> .....	<b>16-22</b>	<b>19-24</b>
<b>ON-SIDE KICKS</b> .....	<b>0-0</b>	<b>0-0</b>
<b>RED-ZONE SCORES</b> .....	<b>(54-61) 89%</b>	<b>(40-48) 83%</b>
<b>RED-ZONE TOUCHDOWNS</b> ..	<b>(41-61) 67%</b>	<b>(28-48) 58%</b>
<b>PAT-ATTEMPTS</b> .....	<b>(61-63) 97%</b>	<b>(37-38) 97%</b>
<b>ATTENDANCE</b> .....	<b>395,726</b>	<b>236,090</b>
Games/Avg Per Game .....	7/56,532	5/47,218
Neutral Site Games .....		1/67,563

## Scoring By Quarters

	1 <sup>st</sup>	2 <sup>nd</sup>	3 <sup>rd</sup>	4 <sup>th</sup>	Total
West Virginia	82	167	131	109	489
Opponents	115	87	62	84	348

Rushing	GP	Att.	Net	Avg.	TD	Long
Garrison, Dustin	12	136	742	5.5	6	42
Alston, Shawne	11	97	416	4.3	12	52
Austin, Tavon	13	16	182	11.4	1	80
Buie, Andrew	11	51	172	3.4	1	12
Roberts, Vernard	12	44	140	3.2	3	9
Johnson, Trey	2	3	8	2.7	0	6
Millard, Paul	4	2	3	1.5	0	2
Molinari, Mike	13	1	-8	-8.0	0	0
Team	8	11	-27	-2.5	0	0
Smith, Geno	13	56	-33	-0.6	2	20
<b>Total</b> .....	<b>13</b>	<b>417</b>	<b>1,595</b>	<b>3.8</b>	<b>25</b>	<b>80</b>
<b>Opponents</b> .....	<b>13</b>	<b>472</b>	<b>1,882</b>	<b>4.0</b>	<b>21</b>	<b>68</b>

Passing	Cmp.-Att.-Int.	Pct.	Yards	TD	Long
Smith, Geno	346-526-7	65.8	4,385	31	84
Millard, Paul	7-15-2	46.7	124	1	45
Team	0-1-0	0.0	0	0	0
<b>Total</b> .....	<b>353-542-9</b>	<b>65.1</b>	<b>4509</b>	<b>32</b>	<b>84</b>
<b>Opponents</b> .....	<b>255-448-14</b>	<b>56.9</b>	<b>2645</b>	<b>15</b>	<b>56</b>

Total Offense	Plays	Rush/Pass	Total	Avg.
Smith, Geno	582	-33/4,385	4,352	334.8
Garrison, Dustin	136	742/0	742	61.8
Alston, Shawne	97	416/0	416	37.8
Austin, Tavon	16	182/0	182	14.0
Buie, Andrew	51	172/0	172	15.6
Roberts, Vernard	44	140/0	140	11.7
Millard, Paul	17	3/124	127	31.8
Johnson, Trey	3	8/0	8	4.0
Molinari, Mike	1	-8/0	-8	-0.6
Team	12	-27/0	-27	-3.4
<b>Total</b> .....	<b>959</b>	<b>1,595/4,509</b>	<b>6,104</b>	<b>469.5</b>
<b>Opponents</b> .....	<b>920</b>	<b>1,882/2,645</b>	<b>4,527</b>	<b>348.2</b>

Receiving	No.	Yards	Avg.	TD	Long
Austin, Tavon	101	1,186	11.7	8	72
BAILEY, Stedman	72	1,279	17.8	12	84
McCartney, Ivan	49	585	11.9	3	51
Brown, Devon	29	404	13.9	1	55
Garrison, Dustin	24	201	8.4	0	36
Urban, Tyler	20	226	11.3	2	19
Starks, Brad	14	174	12.4	4	30
Milhouse, Willie	13	220	16.9	1	43
Buie, Andrew	13	85	6.5	0	20
Woods, J.D.	7	67	9.6	0	15
Nehlen, Ryan	5	64	12.8	1	21
Roberts, Vernard	4	12	3.0	0	9
Alston, Shawne	2	6	3.0	0	6
<b>Total</b> .....	<b>353</b>	<b>4,509</b>	<b>12.8</b>	<b>32</b>	<b>84</b>
<b>Opponents</b> .....	<b>255</b>	<b>2,645</b>	<b>10.4</b>	<b>15</b>	<b>56</b>



Punt Returns	No.	Yds	Avg	TD	Long
Austin, Tavon	19	268	14.1	0	64
Jenkins, Brodrick	2	12	6.0	0	7
Brown, Devon	2	-3	-1.5	0	0
Banks, Ishmael	1	1	1.0	0	0
Milhouse, Willie	1	16	16.0	0	0
<b>Total</b>	<b>25</b>	<b>294</b>	<b>11.8</b>	<b>0</b>	<b>64</b>
<b>Opponents</b>	<b>16</b>	<b>169</b>	<b>10.6</b>	<b>1</b>	<b>87</b>

Field Goals	Att.	Pct.	20-29	30-39	40-49	Lg	Blk
Bitancurt, Tyler	16-22	72.7	1-1	7-8	5-9	45	2

FG SEQUENCE	West Virginia	Opponents
Marshall	(27),(43)	(24),(21)
Norfolk State	35,(17),(21)	(50),(39),(39),(40)
Maryland	(35),(34),(21)	(25),48
LSU	-	30
BOWLING GREEN	(30),(45)	(21)
CONNECTICUT	(31),(33)	42,(40),(53),(22)
Syracuse	(27)	-
Rutgers	-	(40)
LOUISVILLE	32,23	(39)
Cincinnati	(28),39,47	42,31
PITT	-	(30),(27)
USF	38,(23),(42),(28)	(32),(20)
Clemson	-	(42),(43)
		(40),27

Numbers in (parentheses) indicate field goal was made.

PUNTING	No.	Yds	Avg	Long	TB	FC	I20	Blkd
Molinari, Mike	30	1,116	37.2	58	2	5	11	0
Smith, Corey	26	1,032	39.7	62	0	1	6	0
<b>Total</b>	<b>56</b>	<b>2,148</b>	<b>38.4</b>	<b>62</b>	<b>2</b>	<b>6</b>	<b>17</b>	<b>0</b>
<b>Opponents</b>	<b>79</b>	<b>3,300</b>	<b>41.8</b>	<b>63</b>	<b>3</b>	<b>22</b>	<b>25</b>	<b>1</b>

Scoring	TD	FG	Kick	PAT			Pts
				Rush	Rec	Pas	
Bitancurt, Tyler	0	16-22	61-63	0-0	0	0-0	109
Bailey, Stedman	12	0-0	0-0	0-0	0	0-0	72
Alston, Shawne	12	0-0	0-0	0-0	0	0-0	72
Austin, Tavon	11	0-0	0-0	0-0	0	0-0	66
Garrison, Dustin	6	0-0	0-0	0-0	0	0-0	36
Starks, Brad	4	0-0	0-0	0-0	0	0-0	24
McCartney, Ivan	3	0-0	0-0	0-0	0	0-0	18
Roberts, Vernard	3	0-0	0-0	0-0	0	0-0	18
Smith, Geno	2	0-0	0-0	0-0	0	0-0	12
Urban, Tyler	2	0-0	0-0	0-0	0	0-0	12
Miller, Julian	1	0-0	0-0	0-0	0	0-0	6
Buie, Andrew	1	0-0	0-0	0-0	0	0-0	6
Milhouse, Willie	1	0-0	0-0	0-0	0	0-0	6
Garvin, Terence	1	0-0	0-0	0-0	0	0-0	6
Nehlen, Ryan	1	0-0	0-0	0-0	0	0-0	6
Miller, Pat	1	0-0	0-0	0-0	0	0-0	6
Brown, Devon	1	0-0	0-0	0-0	0	0-0	6
Cook, Darwin	1	0-0	0-0	0-0	0	0-0	6
Team	0	0-0	0-0	0-0	0	0-0	2
<b>Total</b>	<b>63</b>	<b>16-22</b>	<b>61-63</b>	<b>0-0</b>	<b>0</b>	<b>0-0</b>	<b>489</b>
<b>Opponents</b>	<b>42</b>	<b>19-24</b>	<b>37-38</b>	<b>1-1</b>	<b>0</b>	<b>0-3</b>	<b>348</b>

Kick Returns	No.	Yds	Avg	TD	Long
Austin, Tavon	36	938	26.1	2	100
Starks, Brad	9	223	24.8	0	62
Brown, Devon	5	81	16.2	0	24
Bailey, Stedman	4	67	16.8	0	26
Jenkins, Brodrick	2	38	19.0	0	19
Roberts, Vernard	1	2	2.0	0	2
<b>Total</b>	<b>57</b>	<b>1,349</b>	<b>23.7</b>	<b>2</b>	<b>100</b>
<b>Opponents</b>	<b>79</b>	<b>1,882</b>	<b>23.8</b>	<b>2</b>	<b>99</b>

Fumble Returns	No.	Yds	Avg	TD	Long
Cook, Darwin	1	99	99.0	1	99
Goode, Najee	1	4	4.0	0	4
Snow, Jewone	1	83	83.0	0	83
Miller, Julian	0	0	0.0	1	0
<b>Total</b>	<b>3</b>	<b>186</b>	<b>62.0</b>	<b>2</b>	<b>99</b>
<b>Opponents</b>	<b>1</b>	<b>-15</b>	<b>-15.0</b>	<b>1</b>	<b>0</b>

Interceptions	No.	Yds	Avg	TD	Long
Tandy, Keith	4	63	15.8	0	18
Jenkins, Brodrick	2	0	0.0	0	0
Cook, Darwin	2	21	10.5	0	21
Miller, Pat	2	58	29.0	1	52
Garvin, Terence	2	32	16.0	1	37
Smith, Eain	1	1	1.0	0	1
Goode, Najee	1	15	15.0	0	15
<b>Total</b>	<b>14</b>	<b>190</b>	<b>13.6</b>	<b>2</b>	<b>52</b>
<b>Opponents</b>	<b>9</b>	<b>158</b>	<b>17.6</b>	<b>2</b>	<b>48</b>

All-Purpose	Rush/Rec	PR/KR/IR	Total	Avg.
Austin, Tavon	182/1,186	268/938/0	2,574	198.0
Bailey, Stedman	0/1,279	0/67/0	1,346	103.5
Garrison, Dustin	742/201	0/0/0	943	78.6
McCartney, Ivan	0/585	0/0/0	585	45.0
Brown, Devon	0/404	-3/81/0	482	37.1
Alston, Shawne	416/6	0/0/0	422	38.4
Starks, Brad	0/174	0/223/0	397	49.6
Buie, Andrew	172/85	0/0/0	257	23.4
Milhouse, Willie	0/220	16/0/0	236	18.2
Urban, Tyler	0/226	0/0/0	226	17.4
Roberts, Vernard	140/12	0/2/0	154	12.8
Woods, J.D.	0/67	0/0/0	67	7.4
Nehlen, Ryan	0/64	0/0/0	64	4.9
Tandy, Keith	0/0	0/0/63	63	4.8
Miller, Pat	0/0	0/0/58	58	4.5
Jenkins, Brodrick	0/0	12/38/0	50	3.8
Garvin, Terence	0/0	0/0/32	32	2.9
Cook, Darwin	0/0	0/0/21	21	1.6
Goode, Najee	0/0	0/0/15	15	1.2
Johnson, Trey	8/0	0/0/0	8	4.0
Millard, Paul	3/0	0/0/0	3	0.8
Banks, Ishmael	0/0	1/0/0	1	0.1
Smith, Eain	0/0	0/0/1	1	0.1
Molinari, Mike	-8/0	0/0/0	-8	-0.6
Team	-27/0	0/0/0	-27	-3.4
Smith, Geno	-33/0	0/0/0	-33	-2.5
<b>Total</b>	<b>1,595/4,509</b>	<b>294/1,349/190</b>	<b>7,937</b>	<b>610.5</b>
<b>Opponents</b>	<b>1,882/2,645</b>	<b>169/1,882/158</b>	<b>6,736</b>	<b>518.2</b>

KICKOFFS	No.	Yds	Avg	TB	OB	Retn	Net YdLn
Smith, Corey	73	4,577	62.7	5	2		
Bitancurt, Tyler	16	883	55.2	2	1		
<b>Total</b>	<b>89</b>	<b>5460</b>	<b>61.3</b>	<b>7</b>	<b>3</b>	<b>1882</b>	<b>38.6 31</b>
<b>Opponents</b>	<b>72</b>	<b>4363</b>	<b>60.6</b>	<b>9</b>	<b>5</b>	<b>1349</b>	<b>39.4 30</b>

Defense	GP	-----Tackles-----				--Sacks-- ----Pass Def.----			---Fumbles---		Blkd.	
		Solo	Ast.	Total	TFL/Yds	No./Yards	Int./Yards	BrUp.	Rcv./Yds.	FF	Kick	Saf.
52 Goode, Najee	13	44	44	88	15/47	5/34	1/15	1	1/4	1	0	0
25 Cook, Darwin	13	51	34	85	1/1	0	2/21	4	2/99	0	0	0
24 Smith, Eain	13	55	21	76	3/13	0	1/1	6	0	2	1	0
28 Garvin, Terence	11	43	29	72	5.5/13	3.5/6	2/32	3	0	0	0	0
6 Miller, Pat	13	50	16	66	1.5/1	0	2/58	3	0	1	0	0
8 Tandy, Keith	13	50	14	64	2/9	0	4/63	9	0	0	0	0
97 Miller, Julian	13	31	26	57	11/30	6/24	0	2	3/0	2	0	0
56 Snow, Jewone	11	18	24	42	2/7	1.5/6	0	0	1/83	0	0	0
11 Irvin, Bruce	13	27	13	40	15/91	8.5/71	0	0	0	3	0	0
99 Wright, Jorge	13	21	17	38	3.5/12	1.5/10	0	0	0	0	0	0
98 Clarke, Will	13	19	15	34	5/25	2/16	0	1	0	0	0	0
47 Rigg, Doug	11	11	19	30	4/14	1/8	0	0	1/0	1	0	0
43 Vance, Casey	11	9	21	30	2.5/3	0.5/1	0	0	0	0	0	0
23 Jenkins, Brodrick	13	22	5	27	2/10	0	2/0	8	0	0	0	0
33 Barber, Jared	12	13	10	23	2/6	0	0	3	0	0	0	0
53 Anderson, Tyler	13	9	8	17	4/9	0	0	0	0	0	0	0
34 Banks, Ishmael	13	9	2	11	0	0	0	1	0	0	0	0
45 Level, Cecil	13	7	4	11	0	0	0	0	0	0	0	0
26 Bell, Travis	11	4	6	10	0	0	0	1	1/0	0	0	0
42 Miles, Donovan	12	4	6	10	0	0	0	0	0	0	0	0
17 Francis, Josh	8	7	2	9	0	0	0	0	0	0	0	0
94 Taylor, Josh	9	2	7	9	0.5/2	0.5/2	0	0	0	0	0	0
36 Petteway, Shaq	12	5	3	8	0	0	0	0	0	0	0	0
90 Rowell, Shaq	10	2	6	8	0	0	0	0	0	0	0	0
46 Moro, Matt	7	4	2	6	0	0	0	0	0	0	0	0
49 Gloster, Troy	10	2	3	5	0	0	0	0	0	0	0	0
18 Bowser, Brantwon	12	3	2	5	0	0	0	0	0	0	0	0
85 Milhouse, Willie	13	2	3	5	0	0	0	0	0	0	1	0
3 Bailey, Stedman	13	5	0	5	0	0	0	0	0	0	0	0
91 Lageman, J.B.	7	2	2	4	0	0	0	0	0	0	0	0
87 Nutter, Cody	13	4	0	4	0	0	0	0	0	0	0	0
37 Tonkery, Wes	9	4	0	4	1/3	0	0	0	0	0	0	0
22 Williams, Avery	5	2	1	3	0	0	0	0	0	0	0	0
19 Marable, Will	6	2	1	3	0	0	0	0	0	0	0	0
92 Demko, Trevor	4	0	3	3	0	0	0	0	0	0	0	0
41 Kovatch, Ricky	13	2	0	2	0	0	0	0	0	0	0	0
50 Redman, Taige	13	1	1	2	0	0	0	0	0	0	0	0
32 Clarke, Ryan	12	1	0	1	0	0	0	0	0	0	0	0
10 Dorsey, Mike	5	0	1	1	0	0	0	0	0	0	0	0
55 Rader, Tyler	13	1	0	1	0	0	0	0	0	0	0	0
81 Woods, J.D.	9	1	0	1	0	0	0	0	0	0	0	0
89 Urban, Tyler	13	1	0	1	0	0	0	0	0	0	0	0
2 Starks, Brad	8	1	0	1	0	0	0	0	0	0	0	0
5 McCartney, Ivan	13	1	0	1	0	0	0	0	0	0	0	0
44 Smith, Corey	13	1	0	1	0	0	0	0	0	0	0	0
1 Austin, Tavon	13	1	0	1	0	0	0	0	0	0	0	0
TM Team	13	0	0	0	0	0	0	0	0	0	0	1
<b>Total</b>	<b>13</b>	<b>553</b>	<b>372</b>	<b>925</b>	<b>80/295</b>	<b>31/180</b>	<b>14/190</b>	<b>42</b>	<b>9/186</b>	<b>10</b>	<b>2</b>	<b>1</b>
<b>Opponents</b>	<b>13</b>	<b>-</b>	<b>-</b>	<b>-</b>	<b>79/324</b>	<b>26/198</b>	<b>9/158</b>	<b>57</b>	<b>13/-15</b>	<b>19</b>	<b>2</b>	<b>.</b>





---

**WEST VIRGINIA**



Professional  
Football  
1920-2011

# WVU Players In The Draft

Player	Round	Team
<b>1936 ...</b>		
Joe Stydahar .....	1st.....	Chicago Bears
<b>1937 ...</b>		
Herb Barna .....	7th .....	Philadelphia Eagles
<b>1938 ...</b>		
Kelly Moan.....	5th .....	New York Giants
<b>1939 ...</b>		
Alex Atty.....	18th .....	Cleveland Browns
<b>1940 ...</b>		
Harry Clarke .....	11th.....	Chicago Bears
Mike Gussie.....	13th .....	Brooklyn
<b>1941 ...</b>		
John Shonk.....	17th .....	Philadelphia Eagles
<b>1943 ...</b>		
Vic Peelish.....	17th .....	Detroit Lions
Quentin Barnette ...	19th .....	Brooklyn
<b>1944 ...</b>		
Eddie Kulakowski ...	19th .....	Philadelphia Eagles
Dick McElwee .....	28th .....	Detroit Lions
<b>1945 ...</b>		
Leo Benjamin.....	27th .....	Philadelphia Eagles
<b>1946 ...</b>		
Russ Lopez.....	17th .....	Pittsburgh Steelers
<b>1948 ...</b>		
Tom Keene .....	2nd.....	Los Angeles Rams/NFL
Gene Corum.....	9th .....	Chicago Cardinals/NFL
Jim Walthall .....	11th.....	Philadelphia/NFL
Jim Walthall .....	16th .....	Buffalo/AAFC
Gene Corum.....	26th .....	Chicago Rockets/AAFC
<b>1950 ...</b>		
Pete Zinach .....	9th .....	San Francisco 49ers
Fred Stuvek .....	11th.....	Los Angeles Rams
Jack Morton.....	13th .....	New York Bulldogs
Dave Stephenson...	15th .....	Los Angeles Rams
<b>1951 ...</b>		
Jack Bove .....	19th .....	Philadelphia Eagles
Frank Kazmierski....	26th .....	Detroit Lions
<b>1952 ...</b>		
Paul Bischoff.....	15th .....	New York Giants
<b>1953 ...</b>		
Bob Orders .....	13th .....	Green Bay Packers
<b>1954 ...</b>		
Tommy Allman .....	4th .....	Green Bay Packers
Bill Marker.....	8th .....	Washington Redskins
Ralph Starkey.....	8th .....	New York Giants
Ben Dunkerly.....	12th .....	Washington Redskins
Jerry Cooper.....	21st.....	Los Angeles Rams
Bill Jarrett.....	24th .....	Chicago Bears
Ed Brookman.....	24th .....	Los Angeles Rams
Jack Stone.....	29th .....	Philadelphia Eagles
<b>1955 ...</b>		
Gene Lamone.....	5th .....	Philadelphia Eagles
Bill Hillen.....	11th.....	New York Giants
Clyde Sweeney.....	18th .....	Los Angeles Rams
Chuck Donaldson ...	23rd .....	Washington Redskins
<b>1956 ...</b>		
Joe Marconi.....	1st.....	Los Angeles Rams
Bruce Bosley .....	2nd.....	San Francisco 49ers

Player	Round	Team
Sam Huff.....	3rd .....	New York Giants
Fred Wyant.....	3rd .....	Washington Redskins
Bobby Moss.....	4th .....	Cleveland Browns
Bill Underdonk .....	11th.....	Cleveland Browns
<b>1957 ...</b>		
Tony Hosek.....	15th .....	Chicago Bears
Joe Kopnisky .....	21st.....	Chicago Cardinals
Ron Klim.....	24th .....	Chicago Cardinals
Bill Trozzo.....	29th .....	Cleveland Browns
<b>1958 ...</b>		
Chuck Howley.....	1st.....	Chicago Bears
Larry Krutko .....	2nd.....	Pittsburgh Steelers
Joe Nicely .....	3rd .....	Baltimore Colts
Mickey Trimarki.....	13th .....	Philadelphia Eagles
Bill Chancey.....	19th .....	Chicago Bears
<b>1959 ...</b>		
Dick Guessman .....	6th .....	Detroit Lions
Bill Lopasky .....	13th .....	San Francisco 49ers
Mel Reight .....	21st.....	Washington Redskins
Glenn Shamblin....	22nd.....	Chicago Cardinals
<b>1960 ...</b>		
Ray Peterson.....	14th .....	Philadelphia Eagles
Ray Peterson.....		Buffalo Bills (AFL)
Bill Lopasky .....		Los Angeles Chargers
<b>1962 ...</b>		
Bill Winter .....	6th .....	San Francisco 49ers
Bill Winter .....	12th .....	New York Titans (AFL)
<b>1963 ...</b>		
Tom Woodeshick ....	4th .....	Buffalo Bills (AFL)
Gene Heeter .....	8th .....	San Diego Chargers
Tom Woodeshick ....	8th .....	Philadelphia Eagles
Jim Moss .....	13th .....	New York Giants
Jim Moss .....	16th .....	Oakland Raiders (AFL)
Steve Berzansky.....	19th .....	Baltimore Colts
Steve Berzansky.....	28th .....	San Diego Chargers (AFL)
<b>1964 ...</b>		
Pete Goimarac.....	5th .....	San Diego Chargers (AFL)
Pete Goimarac.....	7th .....	Philadelphia Eagles
Glenn Holton.....	10th .....	Detroit Lions
<b>1965 ...</b>		
Joe Pabian.....	15th .....	San Francisco 49ers
<b>1966 ...</b>		
Dick Leftridge.....	1st.....	Pittsburgh Steelers
Dick Leftridge.....	4th .....	Miami Dolphins (AFL)
Bob Dunlevy .....	6th .....	Dallas Cowboys
Bill Sullivan .....	15th .....	Detroit Lions
Bob Dunlevy .....	19th ..	Kansas City Chiefs (AFL)
<b>1968 ...</b>		
Garrett Ford.....	3rd .....	Denver Broncos
John Mallory .....	10th .....	Philadelphia Eagles
Ron Williams.....	14th .....	Dallas Cowboys
Dan Williamson.....	14th .....	Philadelphia Eagles
<b>1970 ...</b>		
Carl Crennel .....	9th .....	Pittsburgh Steelers
<b>1971 ...</b>		
Jim Braxton.....	3rd .....	Buffalo Bills
Dale Farley .....	3rd .....	Miami Dolphins
Bob Gresham .....	8th .....	New Orleans Saints

Player	Round	Team	Player	Round	Team
<b>1972 ...</b>			Major Harris .....	12th .....	Los Angeles Raiders
Leon Jenkins .....	16th .....	Detroit Lions	<b>1992 ...</b>		
<b>1973 ...</b>			Jim Gray .....	7th .....	New England Patriots
Ed Williams .....	14th .....	Baltimore Colts	Steve Grant .....	10th .....	Indianapolis Colts
<b>1975 ...</b>			<b>1993 ...</b>		
Danny Buggs .....	3rd .....	New York Giants	Mike Compton .....	3rd .....	Detroit Lions
John Adams .....	8th .....	St. Louis Cardinals	Adrian Murrell .....	5th .....	New York Jets
Charles Miller .....	8th .....	Cleveland Browns	<b>1994 ...</b>		
Marshall Mills .....	10th .....	Atlanta Falcons	Rich Braham .....	3rd .....	Arizona Cardinals
Jeff Merrow .....	11th .....	Atlanta Falcons	Jay Kearney .....	6th .....	Green Bay Packers
Kerry Marbury .....	16th .....	New England Patriots	Darren Studstill .....	6th .....	Dallas Cowboys
<b>1976 ...</b>			<b>1995 ...</b>		
Ron Lee .....	3rd .....	Baltimore Colts	Todd Sauerbrun .....	2nd .....	Chicago Bears
Artie Owens .....	4th .....	San Diego Chargers	<b>1996 ...</b>		
Charles Braswell .....	8th .....	Detroit Lions	Aaron Beasley .....	3rd .....	Jacksonville Jaguars
Al Gluchoski .....	14th .....	New York Jets	John Browning .....	3rd .....	Kansas City Chiefs
Rich Lukowski .....	17th .....	Minnesota Vikings	Kantroy Barber .....	4th .....	New England Patriots
Scott MacDonald .....	17th .....	New Orleans Saints	Lovett Purnell .....	7th .....	New England Patriots
<b>1978 ...</b>			<b>1997 ...</b>		
Tom Pridemore .....	9th .....	Atlanta Falcons	Mike Logan .....	2nd .....	Jacksonville Jaguars
Dave Riley .....	11th .....	New Orleans Saints	Canute Curtis .....	6th .....	Cincinnati Bengals
<b>1981 ...</b>			<b>1998 ...</b>		
Delbert Fowler .....	5th .....	Houston Oilers	Henry Slay .....	7th .....	Atlanta Falcons
Fulton Walker .....	6th .....	Miami Dolphins	<b>1999 ...</b>		
Robert Alexander .....	10th .....	Los Angeles Rams	Charles Fisher .....	2nd .....	Cincinnati Bengals
<b>1982 ...</b>			Solomon Page .....	2nd .....	Dallas Cowboys
Oliver Luck .....	2nd .....	Houston Oilers	John Thornton .....	2nd .....	Tennessee Titans
<b>1983 ...</b>			Gary Stills .....	3rd .....	Kansas City Chiefs
Darryl Talley .....	2nd .....	Buffalo Bills	Amos Zereoue .....	3rd .....	Pittsburgh Steelers
Mark Raugh .....	11th .....	Pittsburgh Steelers	Kevin Landolt .....	4th .....	Jacksonville Jaguars
<b>1984 ...</b>			<b>2000 ...</b>		
Jeff Hostetler .....	3rd .....	New York Giants	Anthony Becht .....	1st .....	New York Jets
Rich Hollins .....	9th .....	Detroit Lions	Jerry Porter .....	2nd .....	Oakland Raiders
Steve Hathaway .....	12th .....	Indianapolis Colts	Barrett Green .....	2nd .....	Detroit Lions
<b>1985 ...</b>			Marc Bulger .....	6th .....	New Orleans Saints
Ron Wolfley .....	4th .....	St. Louis Cardinals	<b>2003 ...</b>		
Willie Drewrey .....	11th .....	Houston Oilers	Lance Nimmo .....	4th .....	Tampa Bay Buccaneers
Paul Woodside .....	12th .....	Buffalo Bills	James Davis .....	5th .....	Detroit Lions
<b>1986 ...</b>			<b>2004 ...</b>		
Brian Jozwiak .....	1st .....	Kansas City Chiefs	Quincy Wilson .....	7th .....	Atlanta Falcons
Fred Smalls .....	7th .....	San Diego Chargers	<b>2005 ...</b>		
Derek Christian .....	12th .....	Buffalo Bills	Adam Jones .....	1st .....	Tennessee Titans
<b>1987 ...</b>			Chris Henry .....	3rd .....	Cincinnati Bengals
John Holifield .....	12th .....	Cincinnati Bengals	Rasheed Marshall .....	5th .....	San Francisco 49ers
<b>1988 ...</b>			<b>2007 ...</b>		
David Grant .....	4th .....	Cincinnati Bengals	Dee McCann .....	6th .....	Detroit Lions
<b>1989 ...</b>			<b>2008 ...</b>		
Bo Orlando .....	6th .....	Houston Oilers	Steve Slaton .....	3rd .....	Houston Texans
Craig Taylor .....	6th .....	Cincinnati Bengals	Owen Schmitt .....	5th .....	Seattle Seahawks
Undra Johnson .....	7th .....	Atlanta Falcons	Ryan Mundy .....	6th .....	Pittsburgh Steelers
Chris Parker .....	8th .....	Detroit Lions	<b>2009 ...</b>		
Anthony Brown .....	8th .....	New York Jets	Pat White .....	2nd .....	Miami Dolphins
Alvoid Mays .....	8th .....	Houston Oilers	Ellis Lankster .....	7th .....	Buffalo Bills
Pat Marlatt .....	9th .....	New York Jets	Pat McAfee .....	7th .....	Indianapolis Colts
Brian Smider .....	11th .....	Houston Oilers	<b>2010 ...</b>		
<b>1990 ...</b>			Selvish Capers .....	7th .....	Washington Redskins
Renaldo Turnbull .....	1st .....	New Orleans Saints	<b>2011 ...</b>		
Reggie Rember .....	2nd .....	New York Jets	Brandon Hogan .....	5th .....	Carolina Panthers
Mike Fox .....	2nd .....	New York Giants	Robert Sands .....	5th .....	Cincinnati Bengals
Basil Proctor .....	7th .....	New York Jets	J.T. Thomas .....	6th .....	Chicago Bears
Jack Linn .....	9th .....	Detroit Lions	Chris Neild .....	7th .....	Washington Redskins
Lonnie Brockman .....	9th .....	New Orleans Saints			



# WVU Players In The Pro Ranks

1 9 2 0 - 2 0 1 1

Name (Years Lettered at WVU)		Name (Years Lettered at WVU)	
Team/League	Years	Team/League	Years
Alexander, Robert (77-78-79-80)		Braxton, Jim (68-69-70)	
Los Angeles Rams (NFL)	1981-83	Buffalo Bills (NFL)	1971-78
Los Angeles Express (USFL)	1985	Miami Dolphins (NFL)	1978
Anderson, William (43)		Brewster, Walter (27-28)	
Boston Yanks (NFL)	1945	Buffalo Bisons (NFL)	1929
Atty, Alexander (36-37-38)		Briggs, Tom (91-92)	
New York Giants (NFL)	1948	Anaheim Piranhas (AFL)	1997
Bailey, Russell (15-16-17-19)		Portland Forest Dragons (AFL)	1997-99
Akron Pros (APFA)	1920-21	Oklahoma Wranglers (AFL)	2000-01
Baisi, Albert (37-38-39)		Dallas Desperados (AFL)	2002-03
Chicago Bears (NFL)	1940-41,46	Austin Wranglers (AFL)	2004-06
Philadelphia Eagles (NFL)	1947	Tampa Bay Storm (AFL)	2007-08
Baker, Mike (90-91-93)		Brown, Anthony (87-88)	
St. Louis Stampede (AFL)	1996	New York Jets (NFL)	1989-92
Albany Firebirds (AFL)	1997	Brown, Antonio (98-99-2000-01)	
Grand Rapids Rampage (AFL)	1998-2002	Buffalo Bills (NFL)	2003
Barber, Kantroy (94-95)		Washington Redskins (NFL)	2004-05
New England Patriots (NFL)	1996	Brown, Tim (92-93)	
Carolina Panthers (NFL)	1997	Anaheim Piranhas (AFL)	1997
Miami Dolphins (NFL)	1998-99	Albany Firebirds (AFL)	1998-2000
Barnum, Pete (22-23-25-26)		Chicago Rush (AFL)	2001
Columbus Tigers (NFL)	1926	Browning, John (93-94-95)	
Barrows, Scott (82-83-84)		Kansas City Chiefs (NFL)	1996-2005
Detroit Lions (NFL)	1986-87	Bruder, Woodruff (24)	
Baumann, Charlie (85-86-87-88)		Buffalo Bisons (NFL)	1925
Orlando Thunder (WLAF)	1991	Frankford Yellowjackets (NFL)	1925-26
Miami Dolphins (NFL)	1991	Buggs, Danny (72-73-74)	
New England Patriots (NFL)	1991-92	New York Giants (NFL)	1975-76
Orlando Predators (AFL)	1996-97	Washington Redskins (NFL)	1976-79
Beasley, Aaron (92-93-94-95)		Edmonton Eskimos (CFL)	1980
Jacksonville Jaguars (NFL)	1996-2001	Tampa Bay Bandits (USFL)	1983
New York Jets (NFL)	2002-03	San Antonio Gunslingers (USFL)	1984-85
Atlanta Falcons (NFL)	2004	Bulger, Marc (96-97-98-99)	
Becht, Anthony (96-97-98-99)		St. Louis Rams (NFL)	2001-09
New York Jets (NFL)	2000-04	Baltimore Ravens (NFL)	2010
Tampa Bay Buccaneers (NFL)	2005-07	Bumgardner, Rex (46-47)	
St. Louis Rams (NFL)	2008	Buffalo Bills (AAFC)	1948-49
Arizona Cardinals (NFL)	2009	Cleveland Browns (NFL)	1950-52
Kansas City Chiefs (NFL)	2010	Burke, Mark (73-74-75)	
Beck, Carl (20)		Philadelphia Eagles (NFL)	1976
Buffalo All-Americans (APFA)	1921	Campbell, Todd (79-80-81-82)	
Bell, Grantis (85-86-87-88)		Arizona Wranglers (USFL)	1983
Orlando Thunder (WLAF)	1992	Carliss, John (38-39-40)	
Detroit Drive (AFL)	1993	Richmond Rebels (DFL)	1941
Massachusetts Marauders (AFL)	1994	Clarke, Harry (37-38-39)	
Tampa Bay Storm (AFL)	1994	Chicago Bears (NFL)	1940-43
Bischoff, Paul (50-51-52)		San Diego Bombers (PCFL)	1945
Hamilton Tiger-Cats (CFL)	1955	Los Angeles Dons (AAFC)	1946-48
Bosley, Bruce (52-53-54-55)		Chicago Rockets (AAFC)	1948
San Francisco 49ers (NFL)	1956-68	Cobourne, Avon (99-2000-01C-02C)	
Atlanta Falcons (NFL)	1969	Detroit Lions (NFL)	2003
Bove, John (48-49-50)		Cologne Centurions (NFLE)	2004
Ottawa Rough Riders (CFL)	1951-53,55, 58-59	Montreal Alouettes (CFL)	2006-09
Braham, Rich (90-91-92-93)		Collins, Mike (90-91-92-93C)	
Arizona Cardinals (NFL)	1994	St. Louis Stampede AFL)	1995
Cincinnati Bengals (NFL)	1994-2006		

<b>Name (Years Lettered at WVU)</b>	<b>Team/League</b>	<b>Years</b>	<b>Name (Years Lettered at WVU)</b>	<b>Team/League</b>	<b>Years</b>
Compton, Mike (89-90-91-92)	Detroit Lions (NFL)	1993-2000	Farley, Dale (68-69-70)	Miami Dolphins (NFL)	1971
	New England Patriots (NFL)	2001-03		Buffalo Bills (NFL)	1972-73
	Jacksonville Jaguars (NFL)	2004		Toronto Argonauts (CFL)	1974
Crennel, Carl (67-68-69)	Pittsburgh Steelers (NFL)	1970	Fisher, Charles (95-96-97-98)	Cincinnati Bengals (NFL)	1999-2000
	Winnipeg Blue Bombers (CFL)	1971	Ford, Garrett (65-66-67)	Denver Broncos (AFL)	1968
	Montreal Alouettes (CFL)	1972-79	Ford, Larry (2009-10)	Florida Tarpons (UIFL)	2011-12
	Edmonton Eskimos (CFL)	1979	Foreman, Shawn (95-96-97-98)	Oklahoma Wranglers (AFL)	2001
	Hamilton Tiger-Cats (CFL)	1980		Dallas Desperados (AFL)	2002
	Saskatchewan Roughriders (CFL)	1981	Fowler, Delbert (77-78-79-80)	Montreal Alouettes (CFL)	1982-83
Curtis, Canute (93-94-95-96)	Cincinnati Bengals (NFL)	1997-2002		Winnipeg Blue Bombers (CFL)	1984, 86-89
Curtis, Travis (83-84-85-86)	St. Louis Cardinals (NFL)	1987	Fowlkes, Dennis (79-80-81-82)	Minnesota Vikings (NFL)	1983-85
	Phoenix Cardinals (NFL)	1988	Fox, Mike (86-87-88-89)	New York Giants (NFL)	1990-94
	Minnesota Vikings (NFL)	1989		Carolina Panthers (NFL)	1995-98
	New York Jets (NFL)	1990	Frazier, Lance (2000-01-02-03C)	Dallas Cowboys (NFL)	2004
	Barcelona Dragons (WLAF)	1992		Cologne Centurions (NFLE)	2006
Davis, Carl (22-23-24-25)	Newark Bears (AFL)	1926		Saskatchewan Rough Riders (CFL)	2007-11
	Frankford Yellowjackets (NFL)	1927	Fryer, Kenneth (40-43)	Newport News (DFL)	1941
Davis, James (99-2000-01-02C)	Detroit Lions (NFL)	2003-05		Brooklyn Tigers (NFL)	1944
Davis, Jason (1999-2000-01-02)	Berlin Thunder (NFLE)	2006	Gilliam, Rick (97-98-99-2000)	Indiana Firebirds (AFL)	2002
De Groh, Eric (95-96-97-98)	Tampa Bay Buccaneers (NFL)	1999	Gist, Andre (80-81-82)	Tampa Bay Bandits (USFL)	1983
Devine, Noel (2007-08-09-10C)	Omaha Nighthawks (UFL)	2011	Goodman, Henry (40-41)	Detroit Lions (NFL)	1942
Doggette, Cecil (90-91)	Detroit Drive (AFL)	1993	Goodwin, Charles Tod (32-33-34)	New York Giants (NFL)	1935-36
	Arizona Rattlers (AFL)	1995, 97-2002		Wilmington Clippers (DFL)	1937
	Grand Rapids Rampage (AFL)	2003-05		Wilmington Clippers (AA)	1938-40
	Columbus Destroyers (AFL)	2006	Graham, Frederick (21-22-23-24)	Frankford Yellowjackets (NFL)	1926
Dolly, Richard (37-38-39)	Pittsburgh Steelers (NFL)	1941,45		Providence Steam Rollers (AFL)	1926
Drewrey, Willie (81-82-83-84)	Houston Oilers (NFL)	1985-88	Grant, David (84-85-86-87)	Cincinnati Bengals (NFL)	1988-92
	Tampa Bay Buccaneers (NFL)	1989-92		Tampa Bay Buccaneers (NFL)	1992
	Houston Oilers (NFL)	1993		Green Bay Packers (NFL)	1993
Durrette, Mike (80-81)	Los Angeles Express (USFL)	1983-85	Grant, Stephen (88-89-90-91)	Indianapolis Colts (NFL)	1992-97
	San Francisco 49ers (NFL)	1986-87	Green, Anthony (96-97-98-99)	New York Giants (NFL)	2001
Easley, Walter (76-77-79-80)	San Francisco 49ers (NFL)	1981-82	Green, Barrett (96-97-98-99)	Detroit Lions (NFL)	2000-03
	Chicago Blitz (USFL)	1983		New York Giants (NFL)	2004-05
	Pittsburgh Maulers (USFL)	1984	Gresham, Bob (68-69-70)	New Orleans Saints (NFL)	1971-72
Eckberg, Gustavus (22-23-24)	Cleveland Bulldogs (NFL)	1925		Houston Oilers (NFL)	1973-74
Edmonds, Chris (1997-98-99-2000)	Cincinnati Bengals (NFL)	2002-03		New York Jets (AFL)	1975-76
Eller, Charlie (36-37-38)	Newark Bears (AA)	1939-41	Guseman, Richard (56-57-58)	New York Titans (AFL)	1960-62
Emanuel, Charles (93-94-95-96)	Minnesota Vikings (NFL)	1997		New York Jets (AFL)	1963
	Philadelphia Eagles (NFL)	1997		Denver Broncos (AFL)	1964
	Rhein Fire (NFLE)	1999			
Estrada, Angel (2002-03)	Ohio Valley Greyhounds (NIFL)	2004			
	New York Dragons (AFL)	2005-08			

Name (Years Lettered at WVU)	Team/League	Years
Gussie, Michael (37-38-39)	Brooklyn Dodgers (NFL)	1940
Haering, Chris (86-87-88-89)	New York/New Jersey Knights (WLAF)	1991
Hagberg, Rudolph (27-28)	Buffalo Bisons (NFL)	1929
	Brooklyn Dodgers (NFL)	1930
Harris, Chuck (81)	Denver Dynamite (AFL)	1987
	Los Angeles Cobras (AFL)	1988
	Maryland Commandos (AFL)	1989
	Washington Commandos (AFL)	1990
	Albany Firebirds (AFL)	1991
	Chicago Bears (NFL%)	1987
Harris, Kay-Jay (2004-05)	St. Louis Rams (NFL)	2006-07
	New York Giants (NFL)	2008
Harris, Harry (17)	Akron Pros (APFA)	1920
Harris, Major (87-88-89)	British Columbia Lions (CFL)	1990
	Columbus Thunderbolts (AFL)	1991
	Cleveland Thunderbolts (AFL)	1992
Hathaway, Steve (81-82-83)	Indianapolis Colts (NFL)	1984
Hedrick, Olan (35-36-37)	Newark Bears (AA)	1939
Heeter, Eugene (60-61-62)	New York Jets (AFL)	1963-65
Henry, Chris (2003-04)	Cincinnati Bengals (NFL)	2005-09
Herock, Kenneth (60-61-62)	Oakland Raiders (AFL)	1963-67
	Cincinnati Bengals (AFL)	1968
	Boston Patriots (AFL)	1969
Hill, Ed (90-91-92-93)	St. Louis Stampede (AFL)	1995-96
	Milwaukee Mustangs (AFL)	1997
Holifield, John (84-85-86)	Cincinnati Bengals (NFL)	1989
Holmes, Jerry (78-79)	New York Jets (NFL)	1980-83
	Pittsburgh Maulers (USFL)	1984
	New Jersey Generals (USFL)	1985
	New York Jets (NFL)	1986-87
	Detroit Lions (NFL)	1988-89
	Green Bay Packers (NFL)	1990-91
Hostetler, Jeff (82-83)	New York Giants (NFL)	1984-92
	Oakland Raiders (NFL)	1993-96
	Washington Redskins (NFL)	1997-98
Howley, Chuck (55-56-57)	Chicago Bears (NFL)	1958-59
	Dallas Cowboys (NFL)	1961-73
Huff, Sam (52-53-54-55)#	New York Giants (NFL)	1956-63
	Washington Redskins (NFL)	1964-67,69
Hunter, Ernest (2002-03-04-05)	Wilkes-Barre/Scranton Pioneers (AFL2)	2007
	Los Angeles Avengers (AFL)	2008

Name (Years Lettered at WVU)	Team/League	Years
Igono, David (2005)	Central Valley Coyotes (AFL2)	2008
Ivy, Khori (1997-98-99-2000C)	Barcelona Dragons (NFL)	2002
	Los Angeles Avengers (AFL)	2005
Ivy, Mortty (2005-06-07-08)	Carolina Panthers (NFL)	2009
	Pittsburgh Steelers (NFL)	2011
Jenkins, Leon (69-70-71)	Detroit Lions (NFL)	1972
	Shreveport Steamers (WFL)	1975
Jett, James (89-90-91-92)	Oakland Raiders (NFL)	1993-2002
Johnson, Undra (85-86-87-88)	Atlanta Falcons (NFL)	1989
	San Antonio Riders (WLAF)	1991
Johnston, Chad (94-95-96)	Orlando Predators (AFL)	1998
Jones, Adam (2002-03-04)	Tennessee Titans (NFL)	2005-06
	Dallas Cowboys (NFL)	2008
	Cincinnati Bengals (NFL)	2010-11
Jones, Greg (88-90)	London Monarchs (WFL)	1992
Jozwiak, Brian (83-84-85-86)	Kansas City Chiefs (NFL)	1986-88
Karr, William (30-31-32)	Chicago Bears (NFL)	1933-38
Keane, Thomas (46-47)	Los Angeles Rams (NFL)	1948-51
	Dallas, Texans (NFL)	1952
	Baltimore Colts (NFL)	1953-54
	Chicago Cardinals (NFL)	1955
Kelchner, Jake (92-93)	Las Vegas Posse (CFL)	1994
	Tampa Bay Storm (AFL)	1995
	Milwaukee Mustangs (AFL)	1996
	Florida Bobcats (AFL)	1996-97
	Grand Rapids Rampage (AFL)	1998
Kidd, Harold (91-92-93-94)	Orlando Predators (AFL)	1996
Kimble, Frank (41)	Pittsburgh Steelers (NFL)	1945
King, Andrew (15-16-17-19)	Akron Pros (APFA)	1920-22
	Milwaukee Badgers (NFL)	1922
	Chicago Cardinals (NFL)	1923-24
	Hammond Pros (NFL)	1925
Krutko, Lawrence (55-56-57)	Pittsburgh Steelers (NFL)	1958-60
Lake, Antwan (98-99-2000-01)	Detroit Lions (NFL)	2002
	Atlanta Falcons (NFL)	2004-05
	New Orleans Saints (NFL)	2006-08
Lambert, Gordon (64-65)	Denver Broncos (AFL)	1968-69
Landolt, Kevin (95-96-97-98)	Jacksonville Jaguars (NFL)	1999
Lankster, Ellis (2007-08)	Buffalo Bills (NFL)	2009
	New York Jets (NFL)	2011



<b>Name (Years Lettered at WVU)</b>	<b>Team/League</b>	<b>Years</b>	<b>Name (Years Lettered at WVU)</b>	<b>Team/League</b>	<b>Years</b>	
Lee, Ron (72-74-75)	Baltimore Colts (NFL)	1976-78	McIntyre, Corey (1998-99-2000-01)	Cleveland Browns (NFL)	2005	
Leftridge, Dick (63-64-65)	Pittsburgh Steelers (NFL)	1966		Atlanta Falcons (NFL)	2006-07	
Lester, Ray (48)	Patterson Panthers (AFL)	1949		New Orleans Saints (NFL)	2006	
Linn, Jack (86-87-88-89)	Indianapolis Colts (NFL)	1991		Buffalo Bills (NFL)	2008-11	
	Detroit Lions (NFL)	1992-93		McLee, Boo (2003-04-05-06)	Green Bay Blizzard (AFL2)	2008
	Cincinnati Bengals (NFL)	1993		Meredith, Russell (17-20-21-22)	Louisville Brecks (NFL)	1923
Logan, Mike (93-94-95-96)	Jacksonville Jaguars (NFL)	1997-2000			Cleveland Bulldogs (NFL)	1925
	Pittsburgh Steelers (NFL)	2001-06		Merritts, Jim (82-83)	Indianapolis Colts (NFL%)	1987
Lopasky, William (58-59)	San Francisco 49ers (NFL)	1961		Morrow, Jeff (72-73-74)	Oakland Raiders (NFL)	1977
Lucas, Jeff (83-84-85-86)	Pittsburgh Steelers (NFL%)	1987			Atlanta Falcons (NFL)	1975-83
Lucente, John (43)	Pittsburgh Steelers (NFL)	1945		Moan, Emmett "Kelly" (35-36-37)	New Jersey Giants (AA)	1938
	Richmond Rebels (DFL)	1946			Cleveland Rams (NFL)	1939
	Wilmington Clippers (AA)	1947		Moran, James (46-47-48)	Wilkes-Barre Barons (AFL)	1949
Luck, Oliver (78-79-80-81)	Houston Oilers (NFL)	1982-86		Morrison, Edward (24-25-26)	Frankford Yellowjackets (NFL)	1927
Mahan, Walter (22-23-24-25)	Frankford Yellowjackets (NFL)	1926		Mullen, Gary (81-82-83-84)	Chicago Bears (NFL%)	1987
	Chicago Bulls (AFL)	1926			Denver Dynamite (AFL)	1987
Mahrt, Armin (22-23)	Dayton Triangles (NFL)	1924-25			Los Angeles Cobras (AFL)	1988
	Pottstown Maroons (NFL)	1925			Detroit Drive (AFL)	1989-92
Mallory, John (65-66-67)	Philadelphia Eagles (NFL)	1968			Cincinnati Rockers (AFL)	1993
	Atlantic Falcons (NFL)	1969-71			Tampa Bay Storm (AFL)	1994
	Houston Texans (WFL)	1974			Milwaukee Mustangs (AFL)	1995
	Shreveport Steamers (WFL)	1974-75		Mundy, Ryan (2007)	Pittsburgh Steelers (NFL)	2009-11
Mantooth, Billy Joe (71-72)	Philadelphia Eagles (NFL)	1973		Murrell, Adrian (90-91-92)	New York Jets (NFL)	1993-97
	Houston Oilers (NFL)	1974-75			Arizona Cardinals (NFL)	1998-99
Marbury, Kerry (71-72)	Toronto Argonauts (CFL)	1973			Washington Redskins (NFL)	2000
	Ottawa Rough Riders (CFL)	1974		Napoleon, Eugene (87-88-89)	Tampa Bay Storm (AFL)	1992
	Birmingham Vulcans (WFL)	1975			Orlando Predators (AFL)	1992
Marconi, Joe (52-53-54-55)	Los Angeles Rams (NFL)	1956-61		Nardacci, Nicholas (21-22-23-24)	Cleveland Bulldogs (NFL)	1925
	Chicago Bears (NFL)	1962-66		Nicely, Joseph (56-57)	Montreal Alouettes (CFL)	1958
Marker, Henry (29-30-31-32)	Pittsburgh Pirates (NFL)	1934		Neild, Chris (2007-08-09-10C)	Washington Redskins (NFL)	2011
Marlatt, Pat (85-86-87-88)	New York/New Jersey Knights (WLAF)	1991-92		Nimmo, Lance (99-2000-01-02)	Cologne Centurions (NFLE)	2004
Marshall, Rasheed (2001-02-03-04C)	San Francisco 49ers (NFL)	2005		Oliker, Aaron (24-25-26)	Pottsville Maroons (NFL)	1926
	Columbus Destroyers (AFL)	2007		Orlando, Bo (85-86-87-88)	Houston Oilers (NFL)	1990-94
Mays, Alvoid (88)	Washington Redskins (NFL)	1990-94			San Diego Chargers (NFL)	1995
	Pittsburgh Steelers (NFL)	1995			Cincinnati Bengals (NFL)	1996-97
	Tampa Bay Storm (AFL)	1998-2001			Pittsburgh Steelers (NFL)	1998
McAfee, Pat (2005-06-07-08)	Indianapolis Colts (NFL)	2009-11		Orr, Thomas (90-91-92-93)	Connecticut Coyotes (AFL)	1996
McCann, Dee (2004-05)	Detroit Lions (NFL)	2006			New York CityHawks (AFL)	1997

<b>Name (Years Lettered at WVU)</b>	<b>Years</b>
<b>Ours, Wes (98-98-200)</b>	
Indianapolis Colts (NFL).....	2001
Tennessee Titans (NFL).....	2001
Amsterdam Admirals (NFLE).....	2003
Los Angeles Avengers (AFL).....	2004-05
Philadelphia Soul (AFL).....	2006-08
<b>Owens, Artie (72-73-74-75)</b>	
San Diego Chargers (NFL).....	1976-78
Buffalo Bills (NFL).....	1980
New England Patriots (NFL).....	1980
Philadelphia Stars (USFL).....	1983
<b>Page, Solomon (96-97-98)</b>	
Dallas Cowboys (NFL).....	1999-2002
San Diego Chargers (NFL).....	2003
<b>Parriott, William (30-31-32)</b>	
Cincinnati Reds (NFL).....	1934
<b>Perkins, Steve (92-93-94)</b>	
St. Louis Stampede AFL).....	1996
<b>Porter, Jerry (97-98-99)</b>	
Oakland Raiders (NFL).....	2000-07
Miami Dolphins (NFL).....	2008
<b>Pridemore, Tom (75-76-77)</b>	
Atlanta Falcons (NFL).....	1978-85
<b>Proctor, Basil (88-89)</b>	
Sacramento Surge (WLAFL).....	1992
Saskatchewan Roughriders (CFL).....	1993
Sacramento Gold Miners (CFL).....	1993
Florida Bobcats (AFL).....	1996
Connecticut Coyotes (AFL).....	1996
New Jersey Red Dogs (AFL).....	1997
Grand Rapids Rampage (AFL).....	1998
Iowa Barnstormers (AFL).....	1999
New York Dragons (AFL).....	2002
<b>Purnell, Lovett (93-94-95)</b>	
New England Patriots (NFL).....	1996-98
Baltimore Ravens (NFL).....	1999
Chicago Enforcers (XFL).....	2001
<b>Raugh, Mark (79-80-81-82)</b>	
Pittsburgh Maulers (USFL).....	1984
Memphis Showboats (USFL).....	1985
<b>Ray, John (89-90-91)</b>	
Indianapolis Colts (NFL).....	1993
<b>Rembert, Reggie (88-89)</b>	
Cincinnati Bengals (NFL).....	1990-93
<b>Reynaud, Darius (2005-06-07)</b>	
Minnesota Vikings (NFL).....	2008-09
New York Giants (NFL).....	2010
<b>Richardson, Kent (2006-07-08-09)</b>	
Philadelphia Soul (AFL).....	2011
<b>Riley, Dave (75-76-77)</b>	
Philadelphia Stars (USFL).....	1983-84
Baltimore Stars (USFL).....	1985
<b>Robsock, Tom (92-93-94)</b>	
Oakland Raiders (NFL).....	1995
<b>Russ, Bernard (95-96)</b>	
New England Patriots (NFL).....	1997-99
Scottish Claymores (NFLE).....	1999
<b>Ryan, Clarence (26-27-28)</b>	
Buffalo Bisons (NFL).....	1929
<b>Sands, Robert (2008-09-10)</b>	
Cincinnati Bengals (NFL).....	2011

<b>Name (Years Lettered at WVU)</b>	<b>Years</b>
<b>Sauerbrun, Todd (91-92-93-94)</b>	
Chicago Bears (NFL).....	1995-99
Kansas City Chiefs (NFL).....	2000
Carolina Panthers (NFL).....	2001-04
Denver Broncos (NFL).....	2005, 07
New England Patriots (NFL).....	2006
<b>Saunders, David (95-96-98)</b>	
New Jersey Red Dogs (AFL).....	2000
New Jersey Gladiators (AFL).....	2001
Tampa Bay Storm (AFL).....	2002-03, 2007-08
Columbus Destroyers (AFL).....	2004-06
<b>Schmitt, Owen (2005-06-07)</b>	
Seattle Seahawks (NFL).....	2008-09
Philadelphia Eagles (NFL).....	2010-11
<b>Seabright, Charles (38-39-40)</b>	
Cleveland Rams (NFL).....	1941
Pittsburgh Steelers (NFL).....	1946-50
<b>Setron, Joseph (19-20-21)</b>	
Cleveland Indians (NFL).....	1923
<b>Sheffey, Jeremy (2003-04-05-06)</b>	
New York Dragons (AFL).....	2008
Green Bay Blizzard (AFL2).....	2008
<b>Shonk, John (39-40)</b>	
Philadelphia Eagles (NFL).....	1941
<b>Slaton, Steve (2005-06-07)</b>	
Houston Texans (NFL).....	2008-11
Miami Dolphins (NFL).....	2011
<b>Slay, Henry (94-95-96-97)</b>	
Berlin Thunder (NFLE).....	1999
New Jersey Red Dogs (AFL).....	2000
New Jersey Gladiators (AFL).....	2001
New York/New Jersey Hitmen (XFL).....	2001
Florida Bobcats (AFL).....	2001
<b>Smalls, Fred (82-83-84-85)</b>	
Philadelphia Eagles (NFL%).....	1987
Pittsburgh Gladiators (AFL).....	1990
Washington Commandos (AFL).....	1990
Albany Firebirds (AFL).....	1991
<b>Smider, Brian (85-86-87-88)</b>	
San Antonio Riders (WLAFL).....	1991
<b>Smith, Derrick (2002)</b>	
Winnipeg Blue Bombers (CFL).....	2004
<b>Smith, Matt (83-84-85-86)</b>	
Denver Broncos (NFL%).....	1987
<b>Sniffen, Jeff 89-90)</b>	
Albany Firebirds (AFL).....	1991
<b>Sortet, Wilbur (30-31-32)</b>	
Pittsburgh Pirates (NFL).....	1933-40
<b>Stephenson, J. Davidson (48-40)</b>	
Los Angeles Rams (NFL).....	1950
Green Bay Packers (NFL).....	1951-55
<b>Stills, Gary (96-97-98)</b>	
Frankfurt Galaxy (NFLE).....	2001
Kansas City Chiefs (NFL).....	1999-2005
Baltimore Ravens (NFL).....	2006-07
St. Louis Rams (NFL).....	2008
Las Vegas Locomotives (UFL).....	2009
<b>Studstill, Darren (90-91-92-93)</b>	
Dallas Cowboys (NFL).....	1994
Jacksonville Jaguars (NFL).....	1995-96

Stydahar, Joseph (33-34-35)#	Woodeshick, Tom (60-61-62)
Chicago Bears (NFL) ..... 1936-42,45-46	Philadelphia Eagles (NFL) ..... 1963-71
Superick, Steve (82-83-84-85)	St. Louis Cardinals (NFL) ..... 1972
Houston Oilers (NFL%) ..... 1987	Woods, Harold (76-77)
Taffoni, Joseph (64-65)	Saskatchewan Roughriders (CFL) ..... 1978
Cleveland Browns (NFL) ..... 1967-70	Hamilton Tiger-Cats (CFL) ..... 1979-82
New York Giants (NFL) ..... 1972-73	Toronto Argonauts (CFL) ..... 1982
Talley, Darryl (79-80-81-82)	Montreal Alouettes (CFL) ..... 1983
Buffalo Bills (NFL) ..... 1983-94	Wyant, Fred (52-53-54-55)
Atlanta Falcons (NFL) ..... 1995	Washington Redskins (NFL) ..... 1956
Minnesota Vikings (NFL) ..... 1996	Toronto Argonauts (CFL) ..... 1957
Talley, John (85-86-87)	Young, Warren (2004-05-06)
Cleveland Browns (NFL) ..... 1990-91	Green Bay Blizzard (AFL2) ..... 2008
Tallman, Charles (21-22-23)	Zereoue, Amos (96-97-98)
Cleveland Indians (NFL) ..... 1924	Pittsburgh Steelers (NFL) ..... 1999-2003
Taylor, Craig (85-86-87-88)	Oakland Raiders (NFL) ..... 2004
Cincinnati Bengals (NFL) ..... 1989-91	New England Patriots (NFL) ..... 2005
Milwaukee Mustangs (AFL) ..... 1995-96	
New Jersey Red Dogs (AFL) ..... 1997-98	
Taylor, Jay (96-97-98-99)	
Orlando Rage (XFL) ..... 2001	# - Member of Pro Football Hall of Fame
Rhein Fire (NFLE) ..... 2003	% - Replacement Player during the 1987 NFL Strike
Orlando Predators (AFL) ..... 2004, 2006, 2008	
Tampa Bay Buccaneers (NFL) ..... 2004	
Terry, Nate (97-99)	<b>Abbreviations:</b>
Saskatchewan Rough Riders (CFL) ..... 2000	AAFC - All-American Football Conference (1946-49)
Scottish Claymores (NFLE) ..... 2001	AFL - American Football League (1926)
Calgary Stampeders (CFL) ..... 2004	AFL - American Football League (1936)
Thompkins, Gary (97-98-99-2000)	AFL - American Football League (1960-69)
Frankfurt Galaxy (NFLE) ..... 2001	APFA - American Professional Football Association (1920-21)
Thornton, John (95-96-97-98)	NFL - National Football League (1920-2011)
Tennessee Titans (NFL) ..... 1999-2002	USFL - United States Football League (1983-85)
Cincinnati Bengals (NFL) ..... 2003-08	WFL - World Football League (1974-75)
Trimarki, Mickey (55-56-57)	CFL - Canadian Football League
Hamilton Tiger-Cats (CFL) ..... 1958	AA - American Association (1936-41)
Turnbull, Renaldo (87-88-89)	AFL - American Football League (1937-41)
New Orleans Saints (NFL) ..... 1990-96	AFL - American Football League (1946-50)
Carolina Panthers (NFL) ..... 1997	DFL - Dixie Football League (1936-47)
Turner, Calvin (78-79-80-81)	NFLE - National Football League Europe (1998-2003)
Denver Gold (USFL) ..... 1983-85	PCFL - Pacific Coast Football League (1940-48)
Pittsburgh Galdiators (AFL) ..... 1988	AFL - Arena Football League (1987-2011)
Vanderjagt, Mike (91-92)	WLAFL - World League of American Football (1991-97)
Saskatchewan Roughriders (CFL) ..... 1993-95	AFL2 - Arena Football League2 (2000-09)
Minnesota Fighting Pike (AFL) ..... 1996	XFL - Xtreme Football League
Toronto Argonauts (CFL) ..... 1996-97	UFL - United Football League (2011)
Indianapolis Colts (NFL) ..... 1998-2005	UIFL - United Indoor Football League (2011-12)
Dallas Cowboys (NFL) ..... 2006	
Walker, Fulton (77-78-79-80)	
Miami Dolphins (NFL) ..... 1981-85	This list was compiled by the West Virginia University Sports
Los Angeles Raiders (NFL) ..... 1985	Communications Office. Any corrections or additions are requested.
Washington, Vann (93-94-95-96)	This list is complete through the 2011 professional football season.
Kansas City Chiefs (NFL) ..... 1997	Inclusion is based on at least one game of active service on the roster
White, Pat (2005-06-07-08)	of any professional football team recognized by the Pro Football
Miami Dolphins (NFL) ..... 2009	Researchers Association. Research on the Canadian Football
Williams, Dale (91-92-93)	League was supplied by independent researcher Jay Langhammer
Cleveland Thunderbolts (AFL) ..... 1994	of Fort Worth, Texas. Arena Football League listings were supplied
Williams, Edward (69-70)	by Jennifer Boehm and Neil Boudreaux.
Winnipeg Blue Bombers (CFL) ..... 1971-72	
Wilson, Quincy (1999-2001-02-03C)	
Cincinnati Bengals (NFL) ..... 2004, 2006	
Wolfley, Ron (81-82-83-84)	
St. Louis Cardinals (NFL) ..... 1985-87	
Phoenix Cardinals (NFL) ..... 1988-91	
Cleveland Browns (NFL) ..... 1992-93	