



FOOTBALL

WVU ATHLETIC COMMUNICATIONS
PO Box 877 | Morgantown, WV 26507-0877
304.293.2821

WVUSPORTS.com


2016


 **MISSOURI** **FS1**
September 3
Morgantown
W/26-11

 **YOUNGSTOWN STATE** **ROOT SPORTS**
September 10
Morgantown
W/38-21

 **BYU** **ESPN 2**
September 24
Landover, Md.
W/35-32

 **KANSAS STATE*** **KU**
October 1
Morgantown
W/17-16

 **TEXAS TECH*** **FS1**
October 15
Lubbock, Texas
W/48-17

 **TCU*** **abc**
October 22
Morgantown
3:30 p.m.


 **OKLAHOMA STATE*** **FOX Sports**
October 29
Stillwater, Okla.
12:00 p.m.

 **KANSAS****
November 5
Morgantown
TBA

 **TEXAS***
November 12
Austin, Texas
TBA

 **OKLAHOMA***
November 19
Morgantown
TBA

 **IOWA STATE***
November 26
Ames, Iowa
TBA

 **BAYLOR***
December 3
Morgantown
TBA

* BIG 12 CONFERENCE GAME
o HOMECOMING
▲ MOUNTAINEER WEEK

GAME 6 // No. 12/13 WEST VIRGINIA vs. TCU

SATURDAY, OCT. 22, 2016 | 3:30 P.M. (ET) | MILAN PUSKAR STADIUM (60,000) | MORGANTOWN, W.VA.



THE SERIES WITH TCU

All-Time Series TCU leads 3-2
 In Morgantown TCU leads 2-0
 In Fort Worth Tied 1-1
 At Neutral Site WVU leads 1-0
 Dana Holgorsen vs. TCU 1-3
 Holgorsen vs. Gary Patterson 1-3
 Patterson vs. West Virginia 3-1
 Patterson vs. Holgorsen 3-1



WEST VIRGINIA

2016 Record 5-0, 2-0 Big 12
 Head Coach Dana Holgorsen
 Alma Mater/Year Iowa Wesleyan ('93)
 Record at WVU 41-28 (6th)
 Overall Record 41-28 (6th)

TCU

2016 Record 4-2, 2-1 Big 12
 Head Coach Gary Patterson
 Alma Mater/Year Kansas State ('83)
 Record at TCU 147-49 (16th)
 Overall Record 147-49 (16th)



DaikielSHORTS JR.

DavidLONG

NOTES TO REMEMBER

- ✓ The 2016 season marks West Virginia's 125th year of football. WVU is No. 14 all-time in college football wins.
- ✓ West Virginia has won six games in a row and 10 of its last 11, dating back to November 7, 2015
- ✓ The WVU offense has had 10 touchdown drives of 80+ yards: Missouri (88), YSU (80, 86, 86), BYU (88, 96, 99) and Texas Tech: (91, 89, 83)
- ✓ Since 2000, WVU is 104-13 when scoring 30 or more points in a contest/53-4 when scoring 40 or more points in a game
- ✓ In the Dana Holgorsen era, WVU has produced 66 games with 300 or more yards of total offense, 50 games with 400 or more yards of total offense, 25 games with more than 500 yards and 13 with more than 600 yards
- ✓ In the Holgorsen era, WVU has scored 30 or more points in 47 games, 40 or more points in 24 games, 50 or more points in seven games and 60 or more points three times
- ✓ WVU is 77-11 since 2002 when winning the turnover battle

- ✓ Since 1980, West Virginia is 228-98-4 in games played on artificial turf surfaces/38-26 on turf in this decade/32-24 on turf under Holgorsen
- ✓ WVU's offense is ranked No. 4 nationally in fewest tackles for loss allowed, No. 7 in total offense, No. 10 in fewest sacks allowed, No. 15 in completion percentage, No. 16 in passing offense, and No. 25 in third down conversions
- ✓ WVU quarterback Skyler Howard is ranked No. 8 nationally in total offense, No. 11 in passing yards per game, No. 14 in completions per game, No. 15 in completion percentage, No. 16 in yards per pass attempt and No. 25 in passing efficiency
- ✓ WVU receiver Shelton Gibson is ranked No. 13 nationally in all-purpose yards, No. 14 in yards per reception and No. 19 in yards per game
- ✓ Receiver Daikiel Shorts Jr. is No. 36 nationally in receiving yards per game
- ✓ Kicker Mike Molina is No. 31 nationally in field goals made per game. Punter Billy Kinney is ranked No. 2 in Big 12 in punting
- ✓ Cornerback Rasul Douglas is tied for No. 3 in the Big 12 in interceptions and passes defended



GAME COVERAGE

TV ABC
 Dave Pasch (PBP), Greg McElroy (analysis),
 Tom Luginbill (sideline)
 Radio Tony Caridi (PBP), Dwight Wallace (analysis),
 Jed Drenning (sideline),
 Dan Zangrilli (pre and postgame host)
 Satellite Radio Broadcast Sirius Ch 136, XM Ch 199
 Live Statistics WVU.Statbroadcast.com
 Twitter Updates @WVUFootball, @WVUsports

NATIONAL RANKINGS

ASSOCIATED PRESS // (OCT. 16)

School	Record	Prev. Points	Rank
1. Alabama (60)	7-0	1524	1
2. Ohio State	6-0	1457	2
3. Michigan (1)	6-0	1368	4
4. Clemson	7-0	1337	3
5. Washington	6-0	1304	5
6. Texas A&M	6-0	1218	6
7. Louisville	5-1	1168	7
8. Nebraska	6-0	1037	10
9. Baylor	6-0	1021	11
10. Wisconsin	4-2	935	8
11. Houston	6-1	766	13
12. West Virginia	5-0	744	20
13. Florida State	5-2	733	14
14. Boise State	6-0	694	15
15. Florida	5-1	626	18
16. Oklahoma	4-2	612	19
17. Arkansas	5-2	584	22
18. Tennessee	5-2	550	9
19. Utah	6-1	479	21
20. Western Michigan	7-0	285	24
21. Auburn	4-2	277	23
22. North Carolina	5-2	254	NR
23. Ole Miss	3-3	188	12
24. Navy	4-1	163	25
25. LSU	4-2	123	NR

ARV: Colorado 110, Miami 69, Oklahoma State 47, Washington State 39, Virginia Tech 38, USF 31, Stanford 15, Iowa 7, Arizona State 6, USC 5, NC State 4, San Diego State 3, Pitt 2, TCU, Troy

USA TODAY COACHES POLL // (OCT. 16)

School	Record	Prev. Points	Rank
1. Alabama (61)	7-0	1597	1
2. Ohio State (2)	6-0	1524	2
3. Clemson (1)	7-0	1432	3
4. Michigan	6-0	1413	4
5. Washington	6-0	1366	5
6. Texas A&M	6-0	1287	6
7. Louisville	5-1	1207	7
8. Baylor	6-0	1130	8
9. Nebraska	6-0	1114	9
10. Wisconsin	4-2	874	10
11. Houston	6-1	841	12
12. Florida	5-1	830	14
13. West Virginia	5-0	781	18
14. Boise State	6-0	772	15
15. Florida State	5-2	709	16
16. Oklahoma	4-2	600	20
17. Arkansas	5-2	570	22
18. Utah	6-1	538	21
19. Tennessee	5-2	457	11
20. Western Michigan	7-0	317	23
21. North Carolina	5-2	250	NR
22. Ole Miss	3-3	182	13
23. LSU	4-2	176	25
24. Auburn	4-2	156	NR
25. Navy	4-1	133	NR

ARV: Colorado 121, USF 108, Miami, 74, Oklahoma State 51, Washington State 59, Virginia Tech 37, NCState 18, Stanford 16, Memphis 14, San Diego State 13, Troy 10, Pitt 7, Arizona State 6, USC 6, Iowa 4, Applachian State 2, BYU, Tulsa.



STATISTICAL COMPARISONS

West Virginia	WVU Opponents	TCU	TCU Opponents	
32.8	19.4	Scoring Offense	40.2	30.0
129	112	First Downs	144	122
216.2	159.8	Rushing Offense	168.2	150.7
318.0	250.8	Passing Offense	362.5	273.2
534.2	410.6	Total Offense	530.7	423.8
21.6	25.6	Kick Return Average	22.4	19.5
2.2	9.7	Punt Return Average	17.4	5.1
6-11.5	5-3.6	INT-Return Average	5-10.4	8-12.8
3-3	6-2	Fumbles/Lost	6-2	7-4
29-287	35-294	Penalties/Yards	50-478	33-266
37.3	37.4	Net Punting Avg.	39.6	38.1
8-11	7-10	Field Goal-Attempts	10-12	11-16
29:31	30:29	Time of Possession	27:22	32:38
33-70 (47%)	43-90 (48%)	3rd Down Conversion	45-94 (48%)	45-104 (43%)
4-6 (67%)	3-7 (43%)	4th Down Conversion	4-6 (67%)	3-5 (60%)
9-84	4-15	Sacks By-Yards	22-142	14-103
22-26 (85%)	15-19 (79%)	Red Zone Scoring	29-34 (85%)	24-27 (89%)
14-26 (54%)	8-19 (42%)	Red Zone TD	20-34 (59%)	14-27 (52%)

THE 2016 MOUNTAINEER ROSTER

- ✓ The 2016 roster currently consists of 128 players from 15 different states.
- ✓ Leading the way is West Virginia (35), followed by Ohio (24), Pennsylvania (16), Florida (14), Maryland (8), New Jersey (7), Texas (6), North Carolina (5), Georgia (3), Virginia (4), Illinois (2), Michigan (1), Mississippi (1), Missouri (1) and Tennessee (1).

AGAINST THE BIG 12 CONFERENCE

- ✓ WVU is 26-25 all-time against current members of the Big 12 Conference. WVU is 2-2 vs. Baylor; 3-1 against Iowa State; 4-1 against Kansas; 2-5 vs. Kansas State; 2-6 vs. Oklahoma; 4-3 vs. Oklahoma State; 3-2 vs. Texas; 2-3 vs. TCU and 4-2 vs. Texas Tech.

ON TURF

- ✓ Since 1980, West Virginia is 228-98-4 in games played on artificial turf surfaces. WVU was 57-29 on turf in the 1990s, 66-21 on turf in the 2000 decade and is 38-26 on turf in this decade.
- ✓ The Mountaineers are 32-24 on turf under Dana Holgorsen. West Virginia is 3-0 in 2016, was 8-3 in 2015, 6-6 in 2014, was 3-7 in 2013, 5-5 in 2012 and was 7-3 during the 2011 season.

NON-CONFERENCE PLAY

- ✓ West Virginia finished 3-0 in its three non-conference games in 2016. The Mountaineers defeated Missouri, 26-11, on Sept. 3 in the season opener.
- ✓ On Sept. 10, WVU defeated FCS opponent Youngstown State, 38-21, at home.
- ✓ WVU closed out its non-conference schedule' on Sept. 24 with a 35-32 win against BYU at FedExField in Landover, Md.

AT HOME

- ✓ The 2016 season marks the 37th season of competition for West Virginia at Milan Puskar Stadium.
- ✓ WVU holds a 165-61-4 (.726) all-time mark at the facility, which opened in 1980.
- ✓ A sellout crowd of 60,125 fans was in attendance for the season opener against Missouri. In week two, 56,261 fans were in attendance for the Youngstown State game and a sellout season high crowd of 61,701 was in attendance for Kansas State, giving WVU an average home attendance of 59,362 for the 2016 season
- ✓ A total of 12,599,076 fans all time have watched a game at Mountaineer Field.



Skyler HOWARD

Sean WALTERS

WVU'S LAST GAME: NO. 20/18 WEST VIRGINIA 48, TEXAS TECH 17

LUBBOCK, TEXAS. (Oct. 15, 2016) - West Virginia gained an important Big 12 road victory with a dominating 48-17 victory over Texas Tech at Jones AT&T Stadium.

Texas Tech entered the Big 12 matchup as the No. 1 passing team in the nation and No. 2 in total offense and scoring, but that was before the Red Raiders met West Virginia defensive coordinator Tony Gibson and his 3-3-5 defense.

The Mountaineer defense dominated the Red Raider offense, holding it to a season low in points, breaking its 50-point home scoring streak and limiting the Texas Tech rushing attack to just 34 yards.

Meanwhile, the Mountaineer offense clicked on many cylinders with a 100-yard receiver and rusher, the highest scoring output of the season and outgaining the Red Raiders by 271 yards.

The Mountaineer defense dominated the Red Raider offense, holding it to a season low in points, breaking its 50-point home scoring streak and limiting the Texas Tech rushing attack to just 34 yards.

Pregame hype predicted a high-scoring shootout between the two teams and first-quarter action did not do anything to dispel the thinking.

West Virginia got on the board at the 9:30 mark of the first quarter on tailback Justin Crawford's 10-yard run, ending an impressive 91-yard drive. A 53-yard pass from quarterback Skyler Howard to receiver Daikiel Shorts Jr. proved to be the big play in the drive.

After a missed WVU field goal, Texas Tech took advantage of the field position to complete a 74-yard scoring drive, highlighted by a 44-yard touchdown pass from quarterback Patrick Mahomes to receiver Jonathan Giles. The scoring play tied the game at 7-7 with 1:51 left in the quarter.

However, West Virginia was left with enough time to take a 10-7 lead after one quarter on a 34-yard field goal by kicker Mike Molina. A 51-yard pass play from Howard to Jovon Durante changed the field position and put the Mountaineers in field goal range.

After the Texas Tech touchdown, the West Virginia defense started to assert itself on the nation's No. 1 passing team. The Mountaineers held the Red Raiders to just three points on their next six possessions and 51 yards before a late fourth-quarter touchdown by Tech.

While the Mountaineer defense was putting the clamps on the Red Raiders, the offense kept clicking. Fourteen more points in the second quarter gave West Virginia a 24-7 halftime lead.

Crawford turned in his second touchdown on a five-yard pass play with Howard. Once again a big 47-yard pass play from Howard to Gary Jennings

set up the score, which completed an 89-yard drive.

Then Howard got in on the scoring action just over two minutes later with an eight-yard run. Howard's 20-yard run and his 27-yard completion to Shorts were the big plays.

Texas Tech took the opening possession of the third quarter and came away with a 42-yard field goal by Clayton Hatfield to pull the Red Raiders within 14 points at 24-10.

However, the Mountaineers went on to score 17 straight points to put the game away.

Before the third quarter ended, Molina added a 22-yard field goal, before Howard engineered an eight-play, 83-yard drive early in the fourth and capped it off with a one-yard run for his second

score of the afternoon. Freshman running back Kennedy McKoy provided the rushing spark in the second half, coming up with 56 yards on the ground in the drive.

The Mountaineers took advantage of a bad Tech snap on a punt to gain good field position, setting up a 14-yard touchdown run by Rushel Shell III.

The Red Raiders added a fourth quarter score, when backup quarterback Nic Shimonek hit Giles for a 16-yard touchdown reception.

In an effort to run out the fourth quarter clock, the Mountaineers turned in a 75-yard fourth quarter drive, which saw Shell add his second touchdown in the game. Between Shell and McKoy, WVU rushed the ball 10-straight times en-route to the end zone.

Howard turned in more than 400 yards of total offense with 318 yards passing and 89 yards rushing. Shorts reached 100 yards receiving on just three catches, while Shell finished with 104 yards rushing, just ahead of McKoy's 99 rushing yards.

Defensively, five Mountaineers turned in five tackles each, and the unit accumulated four sacks, eight tackles for a loss of 60 yards and one interception.

For Texas Tech, Mahomes finished with 305 yards passing, while Giles hauled in 136 yards receiving. The Red Raider defense was led by Jah'Shawn Johnson with 10 tackles.

Final totals showed West Virginia with 332 yards rushing and 318 passing for a balanced 650 yards of total offense. Texas Tech finished with 34 yards on the ground and 345 through the air for a final total of 379 yard of offense.

The win gave West Virginia its third straight victory over Texas Tech and raised its season record to 5-0 overall and 2-0 in Big 12 play. The Red Raiders fell to 3-3 overall and 1-2 in league play. Overall, the Mountaineers now lead the all-time series against the Red Raiders by a 4-2 count.

SCORING AND STATISTICAL SUMMARY

	1	2	3	4	Total
West Virginia	10	14	3	21	48
Texas Tech	7	0	3	7	17

1st	WVU - Justin Crawford 10 rush (Mike Molina kick)
	TTU - Jonathan Giles 44 pass from Patrick Mahomes (Clayton Hatfield kick)
	WVU - Molina 34 FG
2nd	WVU - Crawford 5 pass from Skyler Howard (Molina kick)
	WVU - Howard 8 rush
3rd	TTU - Hatfield 42 FG
	WVU - Molina 22 FG
4th	WVU - Howard 1 rush (Molina kick)
	WVU - Rushel Shell III 14 rush (Molina kick)
	TTU - Giles 16 pass from Nic Shimonek (Hatfield kick)
	WVU - Shell III 3 rush (Molina kick)

	WVU	TTU
First Downs	28	21
Rushes/Yards	46/332	27/34
Passing Yardage	318	345
Passes	21/31/0	32/50/1
Punts	1/45/45.0	4/146/36.5
Fumbles/Lost	0/0	1/0
Return Yardage	29	92
Penalties/Yards	9/95	10/103
Time of Possession	29:38	30:22

WVU RUSHING: Shell 21-104, McKoy 4-99, Howard 12-89; WVU PASSING: Howard 21-31-0-318; WVU RECEIVING: Shorts 3-100, White 7-67, Durante 4-83; WVU TACKLES (TFL/QS): White 5, Tyler 5, Benton 5, Long 5 (1/0), Arndt 5; WVU INTERCEPTIONS: Walters.

TTU RUSHING: Ward 6-27, Felton 5-18; TTU PASSING: Mahomes 28-44-1-305; TTU RECEIVING: Giles 8-136, Sadler 4-93; TTU TACKLES (TFL/QS): Johnson 10, Brooks 7 (1/0); TTU INTERCEPTIONS: None.

Attendance - 54,111



KJDILLON

WendellSMALL-

THE LAST TIME AGAINST TCU: NO. 5/3 TCU 40, WEST VIRGINIA 10

FORT WORTH, TEXAS (Oct. 29, 2015) - No. 5/3 TCU used 472 yards of total offense from senior quarterback Trevone Boykin to defeat West Virginia, 40-10, in a Thursday night encounter at Amon G. Carter Stadium.

Boykin completed 32 passes for 388 yards and three touchdowns, in addition to leading the Horned Frogs in rushing with 84 yards and one score.

Boykin was one half of the TCU dynamic duo, as receiver Josh Doctson continued to prove why he is one of the best receivers in the country. Doctson teamed with Boykin to be on the receiving end of 11 catches for 183 yards and two touchdowns, as the TCU offense was simply too much to handle on this pleasant fall night in Fort Worth.

TCU started the scoring with a 12-play, 91-yard drive that saw Doctson pull in a 17-yard touchdown pass from Boykin at the 8:46 mark of the first quarter.

The Horned Frogs added two more scores in the quarter to open up a 17-0 advantage. Boykin finished off an 81-yard drive with a two-yard rushing touchdown. The scoring run came after he had already turned in runs of 27 and 31 yards on the drive.

With 1:01 left in the quarter, kicker Jaden Oberkrom added a 20-yard field goal to close the scoring in the first 15 minutes of play.

West Virginia battled back early in the second quarter, when junior quarterback Skyler Howard found his favorite receiver, Shelton Gibson, for a 32-yard scoring toss.

The Mountaineers then closed the gap to just seven points at the 5:02 mark, when kicker Josh Lambert converted on a 51-yard field goal, putting the score at 17-10.

However, from that point on the scoring was all TCU. The Horned Frogs struck back with two more Oberkrom field goals to take a 23-10 lead at the half.

The kicker hit from 23 yards out with 1:05 left in the half, and then made good from 57 yards as time expired for the 13-point TCU advantage.

The bad news for West Virginia was that TCU got the ball first in the third quarter and took advantage of a 29-yard Boykin run and a 21-yard rush from tailback Aaron Green to set up a seven-yard touchdown pass from Boykin to Kyle Hicks. Before the home faithful got back in their seats to start the second half, the Horned Frogs had extended their lead to 30-10.

One more TCU score in the third quarter came at the 9:25 mark, when Boykin hooked

up with Doctson again, this time for a nine-yard scoring toss to end an 82-yard drive in 2:11.

The final points came off the leg of Oberkrom with 14:05 left. He connected on his fourth field goal, this one from 43 yards, to give the Horned Frogs a 40-10 advantage.

Aside from the impressive play from Boykin and Doctson, Oberkrom added 16 points in the win, and Ty Summers topped the Horned Frogs defensive effort with 10 tackles.

The Mountaineers were hurt by several dropped passes and nine penalties for 114 yards, but did find a bright spot in the rushing of tailback Wendell Smallwood, who had 113 yards. Defenders KJ Dillon, Nick Kwiatkoski and Noble Nwachukwu added seven tackles each and combined for four TFLs and one sack. Punter Nick O'Toole was solid with a 45.6 punting average on seven punts with a long of 54 yards.

Final totals in the game saw West Virginia with 167 yards rushing and 160 passing for 327 yards of total offense. TCU totaled 228 yards on the ground and 388 through the air for 616 yards of offense. TCU ran 88 plays compared to West Virginia's 76, while the Horned Frogs averaged 7.0 yards per play compared to WVU's 4.3.

The loss was the fourth straight for the Mountaineers on the season, and TCU now leads the overall series between the two teams at 3-2.

SCORING AND STATISTICAL SUMMARY

	1	2	3	4	F
West Virginia.....	0	10	0	0	10
TCU	17	6	14	3	40

- 1st TCU - Josh Doctson 17 pass from Trevone Boykin (Jaden Oberkrom kick)
TCU - Boykin 2 rush (Oberkrom kick)
TCU - Oberkrom 20 FG
- 2nd WVU - Shelton Gibson 32 pass from Skyler Howard (Josh Lambert kick)
WVU - Lambert 51 FG
TCU - Oberkrom 23 FG
TCU - Oberkrom 57 FG
- 3rd TCU - Kyle Hicks 7 pass from Boykin (Oberkrom kick)
TCU - Doctson 9 pass from Boykin (Oberkrom kick)
- 4th TCU - Oberkrom 43 FG

	WVU	TCU
First Downs	21	35
Rushes/Yards	37/167	40/228
Passing Yardage	160	388
Passes	16/39/1	32/48/0
Punts	7/319/45.6	4/135/33.8
Fumbles/Lost	0/0	0/0
Return Yardage	18	35
Penalties/Yards	9/114	9/100
Time of Possession	23:39	36:21

WVU RUSHING: Smallwood 20-113; WVU PASSING: Howard 16-39-1-160; WVU RECEIVING: Sills 3-42, Thompson 3-23;
WVU TACKLES (TFL/QS): Dillon 7 (2/0). Kwiatkoski 7, Nwachukwu 7 (2/1); WVU INTERCEPTIONS: None.

TCU RUSHING: Boykin 11-84, Green 15-67; TCU PASSING: Boykin 32-47-0-388; TCU RECEIVING: Doctson 11-183, Turpin 7-42, Listenbee 4-86; TCU TACKLES (TFL/QS): Summers 10, Johnson 9, Kindred 8; TCU INTERCEPTIONS: Howard.

Attendance - 45,947



TerrellCHESTNUT

MarioALFORD

THE LAST TIME AT WVU: No. 10/10 TCU 31, No. 20/22 WEST VIRGINIA 30

MORGANTOWN, W.Va. (Nov. 1, 2014) - No. 10/10 TCU and No. 20/22 West Virginia continued their string of exciting games, as the Horned Frogs used a last second field goal to down the Mountaineers, 31-30, in front of 61,190 fans at Milan Puskar Stadium.

Since the two teams joined the Big 12 three years ago, the games have been old-fashioned barnburners, as the prior two went to the wire in overtime before the 2014 version was won on the game's last play.

The chilly Nov. 1 Saturday got started in Morgantown early in the morning with ESPN's College GameDay making its first appearance at WVU since 2011. The Horned Frogs and Mountaineers then gave the ABC television audience a classic back-and-forth Big 12 game.

West Virginia started strong and made the most of the game's opening possession, marching 75 yards in 10 plays to score the game's first touchdown. Key plays were back-to-back 23-yard completions from quarterback Clint Trickett, first to Kevin White to keep the drive alive and then to Mario Alford for the game's first score and a 7-0 West Virginia lead. The score was Alford's seventh touchdown of the season.

The Mountaineers extended the lead to 10-0 on their next possession. Driving 51 yards in 14 plays, WVU used runs of 11 yards from Wendell Smallwood and 14 yards from Rushel Shell to set up a 21-yard field goal from Josh Lambert with 6:19 remaining in the quarter.

On the ensuing kickoff, West Virginia kicker Michael Molinari used a pooch on-sides kick that the Mountaineers recovered at the TCU 30-yard line.

Three plays later, the Mountaineer offense could not find the end zone, setting up Lambert's second field goal of the quarter, and his 44-yarder gave West Virginia a 13-0 advantage.

The Horned Frogs could have easily been down 21-0, but by holding West Virginia to two field goals, kept themselves in the game and then struck for their first score just before

the end of the quarter. Quarterback Trevone Boykin found receiver Deante' Gray for a 47-yard scoring toss, cutting the TCU deficit to 13-7 heading into the second stanza.

Turnovers and solid defensive play led to a scoreless second quarter, before TCU took the lead at the 9:18 mark of the third. Taking advantage of a Mountaineer fumble, the Horned Frogs drove 27 yards and grabbed a 14-13 lead on Boykin's two-yard run.

Trailing for the first time in the game, West Virginia answered TCU with a score of its own. Fueled by a Dreamius Smith 50-yard run, WVU turned in a 79-yard scoring drive that ended with a five-yard scoring run for

Smith and a 20-14 WVU advantage. Smith's 50-yard scamper was the team's longest run of the season, and the touchdown marked his third straight game with a rushing score.

Things continued to look good for the Mountaineers on TCU's next possession, when cornerback Terrell Chestnut forced and returned a Horned Frog fumble 35 yards for a 27-14 lead.

TCU didn't panic and answered before the end of the third by grabbing its second interception to set up a 23-yard run by B.J. Catalon for a 27-21 game heading into the fourth.

On its next possession, West Virginia used a 46-yard completion from Trickett to Alford to set up Lambert for a 23-yard field goal and a 30-21 lead.

However, the game's final 10 points were scored by the Horned Frogs. Catalon's second touchdown came off a six-yard run to pull the Horned Frogs to within two at 30-28, before the TCU defense turned in big stops to give the ball back to its offense.

TCU used the last 2:07 of the game to drive 56 yards, and Jaden Oberkrom's 37-yard field goal was good as time expired to lift the Horned Frogs to the 31-30 victory.

Before the final field goal, TCU trailed for all but 2:27 in the game, but its defense and five Mountaineer turnovers kept the Horned Frogs in position to win it at the end.

Final totals showed West Virginia with 195 yards rushing and 162 yards passing to total 357 yards of total offense. TCU's totals finished out at 223 yards rushing and 166 passing for 389 yards of offense.

Scoring and Statistical Summary

	1	2	3	4	F
TCU	7	0	14	10	31
West Virginia	13	0	14	3	30

1st	WVU - Mario Alford 23 pass from Clint Trickett (Josh Lambert kick)	
	WVU - Lambert 21 FG	
	WVU - Lambert 44 FG	
	TCU - Deante' Gray 47 pass from Trevone Boykin (Jaden Oberkrom kick)	
3rd	TCU - Boykin 2 rush (Oberkrom kick)	
	WVU - Dreamius Smith 5 rush (Lambert kick)	
	WVU - Terrell Chestnut 35 fumble recovery (Lambert kick)	
	TCU - B.J. Catalon 23 rush (Oberkrom kick)	
4th	WVU - Lambert 23 FG	
	TCU - Catalon 6 rush (Oberkrom kick)	
	TCU - Oberkrom 37 FG	

	TCU	WVU
First Downs	16	17
Rushes/Yards	42/223	54/195
Passing Yardage	166	162
Passes	12/30/1	15/26/2
Punts	9/317/35.2	7/318/45.4
Fumbles/Lost	4/1	5/3
Return Yardage	58	88
Penalties/Yards	5/40	6/40
Time of Possession	26:55	33:05

WVU RUSHING: Smith 12-70, Smallwood 15-64; WVU PASSING: Trickett 15-26-2-162; WVU RECEIVING: Alford 3-79, Thompson 7-39; WVU TACKLES (TFL/QS): Riddick 7 (1/0), Kwiatkoski 7, Joseph 6, Tonkery 6; WVU INTERCEPTIONS: Dillon.

TCU RUSHING: Catalon 20-105, Green 11-63; TCU PASSING: Boykin 12-30-1-166; TCU RECEIVING: Doctson 3-29, Gray 2-55, Listenbee 2-47; TCU TACKLES (TFL/QS): Dawson 12 (2/0), Kindred 11 (1/0); TCU INTERCEPTIONS: Dawson, Hackett.

Attendance - 61,190



COMPARING THE TWO NATIONALLY ...

	WVU	TCU
Scoring Offense	47	16
Rushing Offense	30	74
Scoring Defense	25	85
Rushing Defense	71	57
Passing Offense	16	6
Total Offense	7	9
Passes Had Intercepted	52	102
Pass Defense	90	103
Total Defense	71	84
Kickoff Returns	60	49
Punt Returns	119	4
Net Punting	69	36
Passing Efficiency	25	53
Turnover Margin	54	73
Interceptions	46	64
Pass Eff. Defense	15	88
First Downs	82	44
First Down Defense	30	48
Third Down Conv.	25	22
Opponent Third Down	119	97
Fourth Down Conv.	T19	T19
Opponent Fourth Down	T35	T93
Sacks By	T91	T7
Sacks Against	10	77
Tackles for Loss	100	21
Tackles for Loss Allowed	4	36
Penalties	14	108
Possession Time	69	101
Punt Return Defense	89	41
Kickoff Return Defense	114	46
Turnovers Gained	84	67
Fumbles Gained	103	52
Red Zone Offense	T61	T59
Red Zone Defense	42	93



RushelSHELL III

DarrienHOWARD

TRUE AND REDSHIRT FRESHMEN

- ✓ Seven true freshmen have seen saw action for the Mountaineers in 2016: Reese Donahue (DL), Adam Hensley (LB), Kennedy McKoy (RB), Zach Sandwisch (LB), Marcus Simms (WR), Steven Smothers (WR) and Jovanni Stewart (S).
- ✓ Eight redshirt freshmen have seen action for the Mountaineers in 2016: Jordan Adams (CB), Chris Chugunov (QB), Rob Dowdy (OL/TE), David Long (LB), Colton McKivitz (OL), Alec Shriner (DL), Adam Shuler II (DL) and Stone Wolfley (TE/FB).

FOR STARTERS

- ✓ In 2016, the Mountaineers have a total of 32 players with at least one game of starting experience.
- ✓ Tops on that list are senior offensive lineman Tyler Orlosky (34), senior defensive lineman Noble Nwachukwu (31), senior offensive lineman Adam Pankey (28) and senior receiver Daikiel Shorts Jr. (28).

FIRST-TIME STARTERS

- ✓ Ten Mountaineers earned their first career start during the 2016 season: Justin Arndt (LB), Elijah Battle (CB), Antonio Crawford (CB), Justin Crawford (RB), Maurice Fleming (CB), Darrien Howard (DL), David Long (LB), Colton McKivitz (OL), Sean Walters (LB) and Kyzir White (S).

FIRST-TIME PLAYERS

- ✓ There are 24 Mountaineers who have seen their first WVU action during the 2016 season: Jordan Adams (CB), Toyoy Avery (S), Elijah Battle (CB), Chris Chugunov (QB), Antonio Crawford (CB), Justin Crawford (RB), Mike Daniels (CB), Rob Dowdy (OL), Michael Ferns (TE/FB), Maurice Fleming (CB), Reese Donahue (DL), Adam Hensley (LB), Billy Kinney (P), David Long (LB), Colton McKivitz (OL), Kennedy McKoy (RB), Zach Sandwisch (LB), Marcus Simms (WR), Alec Shriner (DL), Adam Shuler II (DL), Steven Smothers (Wr), Jovanni Stewart (S), Kyzir White (S) and Stone Wolfley (TE/FB).

OVERTIME GAMES

- ✓ The 33-26 overtime loss to Oklahoma State in 2015 marked the 14th overtime game in West Virginia history. The Mountaineers own a 6-8 record in overtime games.
- ✓ West Virginia played its first overtime game against Pitt in 1997, dropping a three-overtime thriller, 41-38.

Overtime Games

Oct. 10, 2015	Oklahoma State 33, WVU 26, OT
Nov. 30, 2013	Iowa State 52, WVU 44, 3OT
Nov. 9, 2013	Texas 47, WVU 40, OT
Nov. 2, 2013	WVU 30, TCU 27, OT
Nov. 3, 2012	TCU 39, WVU 38 2OT
Oct. 29, 2010	UConn 16, WVU 13 OT
Sept. 10, 2010	WVU 24, Marshall 21 OT
Nov. 8, 2008	Cincinnati 26, WVU 23 OT
Sept. 18, 2008	Colorado 17, WVU 14 OT
Dec. 2, 2006	WVU 41, Rutgers 39, 3OT
Oct. 15, 2005	WVU 46, Louisville 44, 3OT
Sept. 18, 2004	WVU 19, Maryland 16 OT
Nov. 11, 2000	WVU 31, Rutgers 24, 2OT
Nov. 28, 1997	Pitt 41, WVU 38, 3OT

WVU'S RECORD WHEN WEARING ... (SINCE 2001)

- Blue Jersey - Gold Pants: 28-9
- Blue Jersey - White Pants: 6-5
- Blue Jersey - Blue Pants: 23-8
- White Jersey - Gold Pants: 12-9
- White Jersey - White Pants: 18-15
- White Jersey - Blue Pants: 16-8
- Gold Jersey - Blue Pants: 9-1
- Gold Jersey - Gold Pants: 5-3
- Gold Jersey - White Pants: 4-1
- Gold Jersey - Gray Pants: 0-1
- Gray Jersey - Gray Pants: 1-0
- Nike Pro Combat Uniforms: 1-1

WEEKLY MEDIA PLANNER (MONDAY, OCT. 17 - SUNDAY, OCT. 23)

MON (17)

Big 12 football conference call - 11:40 a.m. - 11:50 a.m.

TUE (18)

Dana Holgorsen Media Conference - 12 p.m. (Team Room)

FB Player/Assistant Coach Interviews Puskar Team Room 12:30 p.m.

WED (19)

VB at Robert Morris, 6 p.m.

THU (20)

Dana Holgorsen Statewide Radio Show 7 p.m. (Kegler's)

VB at Kansas, 7:30 p.m.

FRI (21)

WSOC at TCU, 8 p.m.

M&W Swim at Virginia Tech, 5 p.m.

SAT (22)

FB vs. TCU, ABC, 3:30 p.m.

MSOC at Akron, 7:30 p.m.

Rifle at Akron, 8 a.m.

VB at Kansas State, 7 p.m.

M&W Swim at Virginia Tech, 5 p.m.

WTN at Pitt, 10 a.m.

SUN (23)

Rifle at Ohio State, 8 a.m.

WTN at Penn State, 11 a.m.

WSOC at Texas, 6 p.m., FSN



FIFTH-YEAR SENIORS

- ✓ There are 17 fifth-year seniors on the 2016 roster: Justin Arndt (LB), Christian Brown (DL), Antonio Crawford (CB), Rasul Douglas (CB), Maurice Fleming (CB), Jarrod Harper (S), Nana Kyeremeh (CB), Josh Lambert (K), Devonte Mathis (WR), Tony Matteo (OL), Noble Nwachukwu (DL), Tyler Orlosky (OL), Adam Pankey (OL), Rushel Shell (RB), Khairi Shariff (S), Sylvester Townes (OL) and Sean Walters (LB)

COACHING STAFF ASSIGNMENTS

- ✓ Here's a breakdown of the WVU coaching staff assignments for the 2016 season:

Tony Gibson: DC/LB (Field)
 Joe Wickline: OC/TE-FB (Press Box)
 Blue Adams: CB (Field)
 Tyron Carrier: WR (Field)
 Matt Caponi: S (Field)
 Ron Crook: OL (Field)
 Mark Scott: Defense/Special Teams (Press Box)
 Ja'Juan Seider: RB (Field)
 Bruce Tall: DL (Field)

WVU vs. 2016 SLATE

- ✓ West Virginia owns a 32-28 record against its 2016 opponents
- ✓ The Mountaineers have winning records over BYU, Iowa State, Kansas, Oklahoma State, Texas, Texas Tech and Youngstown State and are even in their series with Baylor and Missouri.

2016 Opponent	Series Record
Baylor.....	2-2
BYU.....	1-0
Iowa State.....	3-1
Kansas.....	4-1
Kansas State.....	2-5
Missouri.....	3-3
Oklahoma.....	2-6
Oklahoma State.....	4-3
TCU.....	2-3
Texas.....	3-2
Texas Tech.....	4-2
Youngstown State.....	2-0

30 IS ENOUGH

- ✓ Dating back to 1980, the Mountaineers hold a 185-17-1 record when scoring 30 or more points in a game. During the 1990s, the Mountaineers were 42-4 when scoring 30 or more points in a contest and were 40-2-1 in the '80s when reaching that mark.
- ✓ WVU is 103-13 since 2000 when scoring 30 points or more in a contest.

SCORING 40 OR MORE POINTS

- ✓ Under Dana Holgorsen, West Virginia is 19-4 when scoring 40 or more points. Since 2000, the Mountaineers are 52-4 when hitting the 40-point plateau, and WVU is 182-4 all-time when scoring at least 40 points in a game

AVERAGE PER DOWN

- ✓ Here's a breakdown of how the 2016 West Virginia offense has operated on first, second, third and fourth down:
- ✓ On first down, the Mountaineers have run 181 plays and gained 1,226 yards for a 6.8 average. On second down, the Mountaineers have run 135 plays for 921 yards and a 6.8 average. On third down, the Mountaineers have run 70 plays for 491 yards and a 7.0 average gain. West Virginia has run six fourth down plays in 2016, gaining 33 yards for a 5.5 average.
- ✓ WVU's touchdowns have come nine times on first down (5 rushing/4 passing), three times on second down (1 rushing/2 passing), six times on third down (4 rushing/2 passing), and one touchdown on fourth down (1 rushing/0 passing).

OFFENSIVE ANALYSIS

- ✓ Breaking down the West Virginia offensive numbers for the 2016 season shows that the Mountaineers have run a total of 392 plays, 210 coming on the ground and 182 through the air. The rushing game has totaled 1,081 yards for an average of 5.1 yards per carry and 11 touchdowns. The passing attack has totaled 1,590 yards, eight touchdowns and an average of 13.4 yards per completion.
- ✓ Combine the two and the Mountaineers have turned in 2,671 yards of total offense, 19 touchdowns, an average of 6.8 yards per play, and an average of 32.8 points per game.
- ✓ Deeper analysis shows that the Mountaineer offense has gained 48 first downs by the run and 73 via the pass. On average, West Virginia has totaled 216.2 yards per game on the ground, 318.0 yards per game passing and 534.2 yards per game of total offense.

COMPARING THE TWO IN THE BIG 12 ...

	WVU	TCU
Scoring Offense	7	T4
Rushing Offense	3	6
Scoring Defense	2	5
Rushing Defense	5	3
Passing Offense	5	2
Total Offense	3	4
Passes Had Intercepted	4	9
Pass Defense	4	7
Total Defense	3	5
Kickoff Returns	5	4
Punt Returns	9	1
Net Punting	9	6
Passing Efficiency	4	7
Turnover Margin	4	5
Interceptions	4	7
Pass Eff. Defense	2	6
First Downs	8	T4
First Down Defense	2	4
Third Down Conv.	4	3
Opponent Third Down	10	8
Fourth Down Conv.	T2	T2
Opponent Fourth Down	5	7
Sacks By	10	2
Sacks Against	T1	T4
Tackles for Loss	10	5
Tackles for Loss Allowed	1	4
Penalties	5	9
Possession Time	5	9
Punt Return Defense	9	4
Kickoff Return Defense	10	6
Turnovers Gained	6	5
Fumbles Gained	8	5
Red Zone Offense	7	6
Red Zone Defense	4	8

AGAINST RANKED TEAMS

- ✓ Beginning with a 27-0 loss to Fordham on Oct. 18, 1941, West Virginia has played 147 games against nationally ranked teams. Of those, 41 have been Mountaineer victories.
- ✓ Since 2001, WVU has posted 19 victories over ranked teams.

NATIONAL POLLS

- ✓ In the Oct. 16 polls, WVU moved up in the rankings to No. 12 in the Associated Press Poll and No. 13 in the Coaches Poll.
- ✓ In the Oct. 10 polls, WVU was No. 20 in the AP Poll and No. 18 in the Coaches Poll.
- ✓ West Virginia entered both polls for the first time on Oct. 2, appearing at No. 22 in the Associated Press Poll and No. 20 in the Coaches Poll.
- ✓ Posting a 4-0 record to open the 2016 season, WVU started receiving votes in the coaches' poll on Sept. 18.
- ✓ That marked the first time the Mountaineers have been in the rankings since Sept. 27, 2015 when WVU was No. 23 in the AP Poll and No. 21 in the Coaches' Poll.
- ✓ Since 2011, Dana Holgorsen's squads have been ranked during five of his six years and have been among the Top 25 during 29 different weeks.



ON NETWORK TELEVISION

- ✓ The ABC telecast of the WVU-TCU game marks the 230th network television game for West Virginia.
- ✓ All-time WVU is 118-110-1 in nationally televised games.

MOST TOTAL WINS OVER THE LAST 14 YEARS (2003-16)

Rk.	School	Wins
1.	Boise State	152
2.	Oklahoma	139
3.	LSU	138
4.	Ohio State	135
5.	Oregon	130
	TCU	130
7.	Georgia	129
8.	Wisconsin	128
9.	Virginia Tech	125
	Clemson	125
11.	Florida	124
12.	Texas	122
	USC	122
	Utah	122
15.	Auburn	119
16.	Florida State	118
17.	West Virginia	117
18.	Alabama	116
19.	Navy	115
	Louisville	115
	Nebraska	115
	Northern Illinois	114

BEST WINNING PERCENTAGE AWAY FROM HOME (ROAD OR NEUTRAL) OVER THE LAST 14 YEARS (2003-16)

Rk.	School	W-L	Winning %
1.	Ohio State	52-16	.764
2.	Boise State	67-21	.761
3.	Oklahoma	56-22	.718
4.	Georgia	54-25	.684
	TCU	54-25	.684
6.	Texas	53-25	.679
7.	Oregon	53-26	.671
	Alabama	47-23	.671
9.	USC	52-27	.658
10.	Virginia Tech	51-27	.654
11.	LSU	45-24	.652
12.	Utah	53-30	.639
13.	Florida	43-27	.614
14.	Navy	47-32	.595
15.	West Virginia	46-32	.590
16.	Wisconsin	45-33	.577

BEST HOME WINNING PERCENTAGE OVER THE LAST 14 YEARS (2003-16)

Rk.	School	W-L	Winning %
1.	Boise State	85-4	.955
2.	Oklahoma	75-7	.915
3.	Ohio State	83-12	.874
4.	LSU	92-14	.868
5.	Wisconsin	82-14	.854
6.	USC	69-13	.841
7.	TCU	76-15	.835
8.	Oregon	77-18	.811
9.	Florida	74-18	.804
10.	Clemson	81-20	.802
11.	Alabama	68-19	.782
	Utah	68-19	.782
13.	West Virginia	71-22	.763
14.	Georgia	74-25	.747
15.	Iowa	69-24	.742
16.	Virginia Tech	71-25	.740
17.	Texas Tech	67-25	.728



Ka'Raun**WHITE.**

Kennedy**MCKOY**

WEST VIRGINIA OFFENSE

- ✓ WVU's offensive roster includes 19 true freshman, eight redshirt freshman, three sophomores, seven redshirt sophomores, one junior, eight redshirt juniors, two seniors and six redshirt seniors
- ✓ Twenty-one offensive players were used at Texas Tech, including one quarterback, three running backs, three tight ends/fullbacks, seven offensive linemen and seven wide receivers
- ✓ Four players saw action on 70 or more plays against Texas Tech, five with 60 or more plays and 10 with 50 or more plays
- ✓ Kennedy McKoy and Marcus Simms were the only true freshmen offensively who saw time against Texas Tech and redshirt freshmen Rob Dowdy and Colton McKivitz saw action.
- ✓ In the Holgorsen era, WVU has thrown for 300 or more yards 33 times, 400 or more 11 times and 500 or more three times
- ✓ In 2016, Skyler Howard has completed 51 passes for more than 10 yards, 24 for more than 20 and 10 for more than 40 yards
- ✓ WVU and Missouri combined for 185 plays, setting a game-high output by two teams at Milan Puskar Stadium, besting the previous mark of 180 vs. Baylor on Sept. 29, 2012
- ✓ The top games for amount of plays during the Holgorsen era:
 - 108 - Maryland (2014)
 - 98 - Oklahoma State (2015)
 - 96 - Maryland (2015)
 - 96 - Towson (2014)
 - 94 - Texas Tech (2014)
 - 91 - Texas Tech (2012)
 - 91 - Oklahoma State (2012)
 - 90 - Texas (2014)
 - 90 - Oklahoma State (2013)
 - 90 - TCU (2012)
- ✓ WVU ran for a season-high 332 yards at Texas Tech and has run for 150 or more yards in 16 of its last 19 games and 200 or more yards in seven of its last 11 games
- ✓ WVU is ranked No. 3 in the Big 12 and No. 30 nationally in rushing offense averaging 216.2 yards per game
- ✓ In the Holgorsen era, WVU has rushed for 200 or more yards 23 times, 300 or more seven times and 400 or more twice
- ✓ WVU finished with a season high 650 yards of total offense at Texas Tech, marking the ninth straight game with more than 400 yards of total offense and seven of the past nine with 450 or more yards of total offense

- ✓ WVU's 650 yards of total offense at Texas Tech was the No. 7 top total offensive performance in school history
- ✓ The Mountaineers are ranked No. 25 in passing efficiency nationally and No. 4 in the Big 12
- ✓ WVU ranked No. 7 nationally and No. 3 in the Big 12 in total offense, averaging 534.2 yards per game
- ✓ The Mountaineer offense has allowed four sacks in 2016, ranking No. 10 nationally, tied for No. 1 in the Big 12
- ✓ WVU has allowed an average of 3.4 tackles for loss a game, ranking No. 4 nationally and No. 1 in the Big 12
- ✓ The top games for total first downs in school history
 - 37 - Maryland (2015)
 - 36 - Washington & Lee (1923)
 - 35 - Syracuse (1993)
 - 34 - Colorado State (1980)
 - 33 - Maryland (2014)
 - 33 - Towson (2014)
 - 33 - Baylor (2014)
 - 33 - Baylor (2012)

Number of 40+ Yard Receptions since 2015

Name, School	2015	2016	Total
Taywan Taylor, Western Kentucky	11	7	18
Shelton Gibson, West Virginia	9	6	15
Carlos Henderson, Louisiana Tech	6	7	13
Cody Thompson, Toledo	5	8	13
James Washington, Oklahoma St.	8	5	13

Number of 50+ Yard Receptions since 2015

Name, School	2015	2016	Total
Shelton Gibson, West Virginia	6	4	10
Taywan Taylor, Western Kentucky	8	2	10
Carlos Henderson, Louisiana Tech	5	5	10
Nicholas Norris, Western Kentucky	6	2	8
Cody Thompson, Toledo	3	5	8
James Washington, Oklahoma State	5	3	8

Number of 40+ Yard Passes since 2015

Name, School	2015	2016	Total
Patrick Mahomes, Texas Tech	21	11	32
Skyler Howard, West Virginia	16	10	26
Nick Mullens, USM	17	7	24
Dane Evans, Tulsa	18	5	23
Mason Rudolph, Oklahoma State	16	7	23

Number of 50+ Yard Passes since 2015

Name, School	2015	2016	Total
Patrick Mahomes, Texas Tech	11	8	19
Skyler Howard, West Virginia	11	7	18
Nick Mullens, USM	9	7	16
Baker Mayfield, Oklahoma	7	7	14



Rasul DOUGLAS

Christian BROWN

WEST VIRGINIA OFFENSE

✓ When WVU has passed for 300 or more yards in the past 10 years, its record is 27-11.

300 or More Yards Passing (Last nine years)

656	Baylor (2012)	70-63/W
532	Arizona State (2015)	43-42/W
511	Maryland (2014)	40-37/W
469	Connecticut (2011)	43-16/W
463	LSU (2011)	21-47/L
448	James Madison (2012)	42-12/W
431	Norfolk State (2011)	55-12/W
410	Louisville (2011)	35-28/L
407	Kansas (2012)	59-10/W
407	Clemson (2011)	70-33/W
401	Oklahoma State (2012)	55-34/L
389	Youngstown State (2016)	38-21/W
388	at Maryland (2011)	37-31/W
376	Oklahoma (2014)	45-33/L
372	at Cincinnati (2011)	24-21/W
365	vs. Alabama (2014)	33-23/L
359	Georgia Southern (2015)	44-0/W
	Georgia State (2013)	41-7/W
355	Towson (2014)	54-0/W
356	Iowa State (2013)	44-52/L
352	Rutgers (2010)	35-10/W
346	Texas A&M (2014)	45-37/L
338	Maryland (2012)	31-21/W
338	at Syracuse (2011)	49-23/L
334	East Carolina (2009)	35-20/W
332	vs. BYU (2016)	35-32/W
332	North Carolina (2008)	31-30/W
324	Marshall (2012)	69-34/W
322	Baylor (2014)	41-27/W
320	Oklahoma State (2013)	30-21/W
320	Oklahoma (2012)	50-49/L
318	Texas Tech (2016)	48-17/W
316	Marshall (2010)	24-21/W (OT)
313	Liberty (2015)	41-17/W
310	Kansas State (2012)	26-20/L
302	Kansas (2014)	33-14/W
302	Auburn (2009)	30-41/L
301	Texas Tech (2014)	37-34/W

Bold = Holgorsen Era

- ✓ WVU has converted 47.1 percent of its third-down attempts in 2016, ranking No. 25 nationally and No. 4 in the Big 12
- ✓ WVU is averaging 318 passing yards per game in 2016, ranking No. 16 nationally and No. 5 in the Big 12
- ✓ WVU has had at least one receiver with more than 100 yards receiving in every game of 2016 and in the last eight games, dating back to Iowa State in 2015
- ✓ The Mountaineer offense has scored on 10 drives of 80 or more yards, including drives of 91, 89 and 83 at Texas Tech
- ✓ Shelton Gibson has eight catches of 30 yards or more in 2016. Seven of the eight have led to a WVU score, six touchdowns and one field goal.

- ✓ Senior Dakiel Shorts Jr. leads the team with at least one reception in each of the last 18 games. Rushel Shell III is second on the team with at least one reception in 14 straight games.
- ✓ The win over Kansas State marks the first time since 2005 that WVU has been shutout in the first half and came back to win the game.
- ✓ The 16 points scored against Kansas State marks the lowest amount of points that WVU has scored and still claimed victory in the Dana Holgorsen era.

WEST VIRGINIA DEFENSE

- ✓ WVU's defensive roster includes 20 true freshmen, 10 redshirt freshman, one sophomore, three redshirt sophomores, nine juniors, four redshirt juniors, two seniors and 10 redshirt seniors
- ✓ Twenty-four defensive players were used at Texas Tech, including seven defensive linemen, seven linebackers, four cornerbacks and five safeties
- ✓ Three players were used on 70 or more plays, six saw action on 60 or more plays and nine were used on 50 or more plays
- ✓ WVU had a season high four sacks at Texas Tech, marking the most sacks since finishing with five against Iowa State in 2015
- ✓ WVU has not allowed an opponent to complete more than 50 percent of its third-down attempts in 28 of the past 30 games. The streak was at 27 straight before the BYU game.
- ✓ West Virginia's defense allowed Texas Tech to complete 52 percent of its third-down attempts, marking the first Big 12 opponent to accomplish that in the past 23 games, dating back to the 2013 season
- ✓ The WVU defense is ranked No. 15 nationally and No. 2 in the Big 12 in pass efficiency defense
- ✓ WVU has held its opponent to less than 300 yards passing 21 times in the past 31 games, including nine of the last 11 games
- ✓ Since the beginning of the 2014 season, WVU held its opponents to less than 100 yards rushing nine times, 14 times under 150 yards and 21 times under 200 yards
- ✓ WVU held Texas Tech's running attack to just 34 yards, the fewest number of rushing yards since Kansas State finished with one in 2014
- ✓ During the past two seasons, WVU held its opponents to less than 35 percent on third down 21 times; less than 30 percent 11 times

- ✓ With a second quarter interception at Texas Tech, the WVU defense has forced a turnover in all five games in 2016 and 10 of the last 11 games,
- ✓ Dating back to 2014 under Tony Gibson, the defense has forced a turnover in 24 of 31 games.
- ✓ WVU's defense is giving up 19.4 points per game during the 2016 season, ranking No. 25 nationally and No. 2 in the Big 12 in scoring defense
- ✓ WVU's defense has six interceptions in 2016, ranking No. 46 nationally and No. 4 in the Big 12
- ✓ WVU has three cornerbacks, Rasul Douglas, Antonio Crawford and Maurice Flemming, that are ranked in the top six in the Big 12 in passes defended
- ✓ Douglas is tied for No. 3 in the league in interceptions
- ✓ The top games for amount of defensive plays during the Holgorsen era:
 1. 101 - Marshall (2012)
 2. 100 - Missouri (2016)
 3. 94 - Baylor (2013)
 4. 92 - Iowa State (2013)
 5. 92 - Baylor (2012)
 6. 90 - Iowa State (2014)
 7. 90 - Texas (2013)
 8. 89 - Syracuse (2012)
 9. 87 - Oklahoma State (2013)
 - 87 - TCU (2013)
 - 87 - Maryland (2011)

WEST VIRGINIA SPECIAL TEAMS

- ✓ In 2016, West Virginia featured a new long snapper (Nick Meadows), holder (Billy Kinney), kicker (Mike Molina) and punter (Billy Kinney)
- ✓ Key note about the new specialists is that all three hail from West Virginia. Meadows (Williamstown), Kinney (Morgantown) and Molina (Hurricane)
- ✓ Molina is 7-of-9 on field goals with a long of 34 yards
- ✓ Molina is No. 3 in the Big 12 Conference and No. 31 nationally in FGs made per game
- ✓ Molina is No. 4 in the Big 12 and No. 39 nationally in field goal percentage
- ✓ Molina ranks No. 9 in Big 12 scoring and No. 6 in Big 12 scoring by kickers
- ✓ Molina ranks No. 55 nationally in scoring
- ✓ Kinney is No. 2 in Big 12 punting, averaging 44.2 yards per punt. With only 17 punts on the season, he does not qualify for a national ranking heading into game six
- ✓ Shelton Gibson ranks No. 5 in the Big 12 in kickoff returns and No. 56 nationally (21.6)
- ✓ Gary Jennings ranks No. 7 in Big 12 punt returns
- ✓ The top national ranking for WVU in special teams categories is No. 60 in kickoff returns followed by No. 69 in net punting
- ✓ The top Big 12 ranking for the Mountaineers in special teams categories is No. 5 in kickoff returns
- ✓ Gibson and Jennings are the only two Mountaineers to register returns in 2016
- ✓ Special teams notes at Texas Tech showed a 45.0 punting avg., two made field goals, a 61.4 kickoff avg. and a long kickoff return of 25 yards
- ✓ Four Mountaineers recorded special teams tackles vs. Texas Tech. David Long, Nick Meadows, Antonio Crawford and Gary Jennings
- ✓ Marvin Gross, David Long and Nana Kyeremeh lead the team in special teams tackles with three each



PRONUNCIATION GUIDE

LAST NAMES

Arndt (Justin)	like Yarn-dt
Behrndt (Chase)	like parent
Buccigossi (Jacob)	Bootch-i-grose-E
Cajuste (Yodny)	ka-JUST
Carozza (D.J.)	kuh-rose-uh
Chugunov (Chris)	chug-uh-nov
Durante (Jovon)	duh-rant
Groh (John)	Grow
Gross (Marvin)	Grose
Kyeremeh (Nana)	Ky-rum
Lazard (Marcell)	Lah-zard
Mahone (Sean)	muh-hone
Matteo (Tony)	muh-TAY-O
Nwachukwu (Noble)	wah-Chew-coo
Orlosky (Tyler)	or-Losk-E
Pegues (Xavier)	pah-Geese
Sandwisch (Zach)	sandwich
Seider (Ja'HShaun)	Sy-der
Sharif (Khairi)	share-EEF
Thimons (Logan)	timmons
Vucelik (Matt)	Voo-selek

FIRST NAMES

Daikiel (Shorts)	da-Keel
Deamonte (Lindsay)	Dee-a-monty
Dontae (Angus)	Don-tay
Dravon (Henry)	Dray-vaughn
Hodari (Christian)	hoe-Darr-E
Jaleel (Fields)	jah-leel
Ja'HShaun (Seider)	Ja-Shaun
Jacquez (Adams)	Jock-ez
Jashawn (Banks)	Juh-shawn
Jovon (Durante)	Joe-vaughn
Ka'Raun (White)	kuh-ron
Khairi (Shariff)	kuh-harr-E
Kyzir (White)	KI-zeer
Rasul (Douglas)	Ra-sewell
Rushel (Shell)	rush-ell
Toyous (Avery)	Toy-es
Trevon (Wesco)	Trev-on
Xavier (Pegues)	X-zay-vee-err
Xavier (Preston)	X-zay-vee-err

Online Pronunciation Guide

✓ A pronunciation guide provided by TheNameEngine.com also can be found at WVUsports.com on the football roster page. To hear a pronunciation of these names, click on the ear icon beside the name and a correct pronunciation will be provided.

NCAA ALL-TIME LEADERS BY VICTORIES

Team	Years	Games	Record	Pct.
1. Michigan	138	1,297	941-331-36	.739
2. Notre Dame	129	1,253	894-317-42	.730
3. Texas	125	1,278	889-356-33	.709
4. Nebraska	129	1,294	886-368-40	.700
5. Ohio State	129	1,254	881-320-53	.724
6. Alabama	123	1,241	871-326-43	.719
7. Oklahoma	123	1,239	865-321-53	.720
8. Penn State	131	1,286	860-384-41	.685
9. Tennessee	121	1,251	825-373-53	.681
10. USC	124	1,206	816-336-54	.699
11. Georgia	124	1,260	790-416-54	.648
12. LSU	124	1,227	774-406-47	.650
13. Auburn	125	1,220	745-429-47	.630
14. West Virginia	125	1,259	732-482-45	.599
15. Texas A&M	123	1,237	723-466-48	.604
16. Virginia Tech	124	1,227	722-460-46	.607
17. Georgia Tech	125	1,250	719-488-43	.592
18. Pitt	128	1,270	710-517-43	.576



125 YEARS OF WVU FOOTBALL

- ✓ The 2016 football season marks the 125th year of football at West Virginia.
- ✓ As part of the 125th year celebration, fans can visit a website devoted to the special season – WVUsports.com/125 - which has special features, classic videos, interactive graphics and fan poll voting.
- ✓ Fans are also encouraged to use the hashtag #WVU125 when posting photos and videos throughout the season.

MOUNTAINEER ENERGIZERS

- ✓ When looking at career plays logged in by Mountaineer players, 12 players have seen action on more than 1,000 plays and four players have more than 2,000.
- ✓ Leading the group in career plays are senior offensive lineman Tyler Orlosky, who has recorded 2,923 plays over his career, 2,781 offensive plays and 142 on special teams. Senior offensive lineman Adam Pankey has seen action on 2,433 plays, 2,276 on offense and 157 on special teams. Senior wide receiver Daikiel Shorts Jr. has been used on 2,244 plays, 2,030 on offense and 214 on special teams.

NFL MOUNTAINEERS

✓ There are 21 former Mountaineers on NFL rosters in 2016, playing for 15 different teams.



Daryl Worley	Carolina Panthers
Nick Kwiatkoski	Chicago Bears
Kevin White	Chicago Bears
Will Clarke	Cincinnati Bengals
Adam Jones	Cincinnati Bengals
Don Barclay	Green Bay Packers
KJ Dillon	Houston Texans
Pat McAfee	Indianapolis Colts
Will Johnson	New York Giants
J.T. Thomas	New York Giants
Geno Smith	New York Jets
Bruce Irvin	Oakland Raiders
Karl Joseph	Oakland Raiders
Najee Goode	Philadelphia Eagles
Wendell Smallwood	Philadelphia Eagles
Mark Glowinski	Seattle Seahawks
Tavon Austin	St. Louis Rams
Charles Sims	Tampa Bay Buccaneers
Keith Tandy	Tampa Bay Buccaneers
Quinton Spain	Tennessee Titans
Terence Garvin	Washington Redskins

2016 HOME AND AWAY

Rushing	Att-Yds-Avg	Avg/Gm
Home (3-0)	129-600-4.7	200.0
Away (2-0)	81-481-5.9	240.5
Passing	Comp-Att-Yds-TD-Int	Avg/Gm
Home (3-0)	67-111-940-6-4	313.3
Away (2-0)	52-71-650-2-1	325.0
Total Offense	Rush-Pass-Total	Avg/Gm
Home (3-0)	600-940-1,540	513.3
Away (2-0)	481-650-1,131	565.5
Rush Defense	Att-Yds-Avg	Avg/Gm
Home (3-0)	130-485-3.7	161.7
Away (2-0)	67-314-4.7	157.0
Pass Defense	Comp-Att-Yds-TD-Int	Avg/Gm
Home (3-0)	49-115-668-2-2	227.7
Away (2-0)	55-86-586-4-4	293.0
Total Defense	Rush-Pass-Total	Avg/Gm
Home (3-0)	485-668-1,153	384.4
Away (2-0)	314-586-900	450.0



WEST VIRGINIA TOP OFFENSIVE PERFORMANCES

MOUNTAINEER TOP RUSHING MARKS

1. 569	Washington & Lee	November 10, 1923
2. 536	East Carolina	September 28, 2002
3. 517	Connecticut	November 24, 2007
4. 478	East Carolina	September 4, 2004
5. 457	Syracuse	October 14, 2006
6. 458	Oklahoma	November 17, 2012
7. 451	Pitt	November 24, 2005
8. 446	Syracuse	October 30, 1993
446	Rutgers	November 3, 2001
10. 437	Pitt	November 16, 2006
11. 427	Cincinnati	October 17, 1987
12. 426	Kansas	November 21, 2015
13. 397	East Carolina	September 22, 2007
14. 394	Eastern Washington	September 9, 2006
15. 382	Georgia	January 2, 2006
16. 379	Washington & Lee	November 10, 1923
379	East Carolina	November 7, 1992
18. 378	Pitt	September 29, 1990
19. 376	West Virginia Wesleyan	October 1, 1938
376	Louisville	November 22, 2008

MOUNTAINEER TOP PASSING MARKS

1. 656	Baylor	September 29, 2012
2. 532	Arizona State	January 2, 2016
3. 511	Maryland	September 13, 2014
4. 469	UConn	October 8, 2011
5. 463	LSU	September 24, 2011
6. 452	Missouri	December 26, 1998
7. 448	James Madison	September 15, 2012
8. 431	Norfolk State	September 10, 2011
9. 416	Pitt	September 28, 1968
10. 410	Louisville	November 5, 2011

12. 409	Pitt	November 27, 1998
13. 407	Kansas	December 1, 2012
407	Clemson	January 4, 2012
15. 401	Oklahoma State	November 10, 2012
16. 396	Pitt	October 15, 1994
17..390	Purdue	September 2, 1995
18. 389	Youngstown State	September 10, 2016
19. 388	Maryland	September 17, 2011
20. 380	Miami	October 24, 1998
21. 376	Oklahoma	September 20, 2014
22. 372	Cincinnati	November 12, 2011
23. 371	Rutgers	November 9, 1996
24. 365	Boston College	October 5, 1996
365	Alabama	August 31, 2014

MOUNTAINEER TOP TOTAL OFFENSE

1. 807	Baylor	September 29, 2012
2. 778	Oklahoma	November 17, 2012
3. 694	Maryland	September 13, 2014
4. 676	Arizona State	January 2, 2016
5. 674	Washington & Lee	November 10, 1923
6. 655	Marshall	September 1, 2012
7. 654	Syracuse	October 30, 1993
8. 650	Texas Tech	October 15, 2016
9. 647	Kansas	December 1, 2012
10. 643	Bowling Green	October 1, 2011
11. 641	Pitt	October 2, 1965
641	Pitt	November 16, 2006
13. 630	Kansas	November 21, 2015
14. 627	Rutgers	November 3, 2001
15. 624	Youngstown State	September 10, 2016
624	Connecticut	November 24, 2007
17. 623	Pitt	November 27, 1999
18. 621	East Carolina	September 4, 2004

CHARTING WVU PLAYERS OF THE WEEK

Game	O-Champ	D-Champ	ST-Champ	O-Scout	D-Scout	Big 12
Missouri	D. Shorts	J. Arndt	M. Molina	A. Marengo	C. Behrndt	
Youngstown State	S. Howard	K. Sharif	B. Kinney	W. Grier	A. Marengo	
vs. BYU	S. Gibson	M. Fleming	N. Meadows	B. Willis	O. Kamara	
Kansas State	J. Crawford	K. White	N. Kyeremeh	C. Parry	T. Lilly	
at Texas Tech	R. Shell III	S. Walters	M. Ferns	C. Watts	J. Pooler	S. Howard
TCU						
at Oklahoma State						
Kansas						
at Texas						
Oklahoma						
at Iowa State						
Baylor						

WEST VIRGINIA BESTS

Rushing Yards	569 vs. Washington & Lee	1923
Passing Yards	656 vs. Baylor	2012
Total Yards	807 vs. Baylor	2012
Total First Downs	37 vs. Maryland	2015
Low Rushing Yards All.	30 vs. Florida	1981
Low Passing Yards All.	0 vs. Pitt	1981
Low Total Yards Allowed	14 vs. Maryland	1919
Fewest First Downs All.	0 vs. Maryland	1919
Longest TD run	96 vs. N. Illinois	1986
Longest Non-TD Run	79 vs. Louisville	2008
Longest TD Reception	96 vs. Penn State	1973
Longest Non-TD Reception	84 vs. Miami	2003
Points (Game)	92 vs. Marshall	1916
Victory Margin	89 vs. Geneva	1951

WEST VIRGINIA BESTS - 2010 DECADE

Rushing Yards	458 vs. Oklahoma	'12
Passing Yards	659 vs. Baylor	'12
Total Yards	807 vs. Baylor	'12
Total First Downs	37 vs. Maryland	'15
First Downs Rushing	19 vs. Cincinnati	'10
First Downs Passing	23 vs. LSU	'11
Low Rushing Yards All.	10 vs. Maryland	'10
Low Passing Yards All.	29 vs. Ga. Southern	'14
Low Total Yards Allowed	122 vs. Towson	'14
Fewest First Downs All.	7 vs. Towson	'14
Fewest 1st Downs Rushing All.	0 vs. Kansas St.	'14
Fewest 1st Downs Passing All.	2 vs. KU '13, GSU	'15
Longest TD run	80 vs. Rutgers	'11
Longest Non-TD Run	70 vs. Marshall	'12
Longest TD Reception	87 vs. Baylor	'12
Longest Non-TD Reception	75 vs. Okla. St.	'12
Points (Game)	70 vs. Clemson '11, Baylor	'12
Points (Half)	49 vs. Clemson '11 (First Half)	
Points (Qtr)	35 vs. Clemson '11 (Second)	
Victory Margin	54 vs. Towson	'14

WEST VIRGINIA BESTS - HOLGORSÉN ERA

Rushing Yards	458 vs. Oklahoma	'12
Passing Yards	656 vs. Baylor	'12
Total Yards	807 vs. Baylor	'12
Total First Downs	37 vs. Maryland	'15
First Downs Rushing	18 vs. Kansas	'15
First Downs Passing	23 vs. LSU	'11
Low Rushing Allowed	1 vs. Kansas State	'14
Low Passing Yards Allowed	29 vs. Ga. Southern	'15
Low Total Yards Allowed	122 vs. Towson	'14
Fewest 1st Downs Allowed	7 vs. Towson	'14
Fewest 1st Downs Rushing All.	0 vs. Kansas St.	'14
Fewest 1st Downs Passing All.	2 vs. KU '13, GSU	'15
Longest TD run	80 vs. Rutgers	'11
Longest Non-TD Run	70 vs. Marshall	'12
Longest TD Reception	87 vs. Baylor	'12
Longest Non-TD Reception	75 vs. Okla. St.	'12
Points (Game)	70 vs. Clemson '11, Baylor	'12
Points (Half)	49 (First Half) vs. Clemson	'11
Points (Qtr)	35 (Second) vs. Clemson	'11
Victory Margin	54 vs. Towson	'14

2016 BIG 12 STANDINGS

	Big 12	Pct.	Overall	Pct.
Baylor	3-0	1.000	6-0	1.000
Oklahoma	3-0	1.000	4-2	.667
West Virginia	2-0	1.000	5-0	1.000
Oklahoma State	2-1	.667	4-2	.667
TCU	2-1	.667	4-2	.667
Kansas State	1-2	.333	3-3	.500
Texas	1-2	.333	3-3	.500
Texas Tech	1-2	.333	3-2	.600
Kansas	0-3	.000	1-5	.167
Iowa State	0-4	.000	1-6	.143



SPECIAL TEAMS/DEFENSIVE TOUCHDOWNS SINCE 2000

- 2016**
Rasul Douglas 54 interception return vs. BYU
- 2015**
Terrell Chestnut 32 interception return at Kansas
Jared Barber 42 fumble return vs. Texas
Shelton Gibson 100 kickoff return at Baylor
- 2014**
KJ Dillon 35 interception return vs. Texas A&M
Terrell Chestnut 35 fumble recovery vs. TCU
Dravon Henry 52 interception return at Oklahoma State
Mario Alford 94 kickoff return vs. Kansas
Mario Alford 100 kickoff return vs. Alabama
- 2013**
Karl Joseph 38 fumble return vs. Iowa State
Karl Joseph 0 fumble return at Baylor
Darwin Cook 32 interception return at Baylor
Ishmael Banks 58 interception return vs. Oklahoma State
- 2012**
Tavon Austin 76 punt return vs. TCU
Tavon Austin 100 kickoff return vs. Kansas State
Doug Rigg 51 fumble return vs. Maryland
Isaiah Bruce 43 fumble return vs. Marshall
- 2011**
Darwin Cook 99 fumble return vs. Clemson
Pat Miller 52 interception return at USF
Tavon Austin 90 kickoff return at USF
Julian Miller 0 fumble recovery at Cincinnati
Terence Garvin 37 interception return at Maryland
Tavon Austin 100 kickoff return vs. Marshall
- 2009**
Sidney Glover 24 interception return at Rutgers
Tavon Austin 98 kickoff return vs. UConn
- 2008**
Morty Ivy 29 interception return vs. Villanova
- 2007**
Reed Williams 0 fumble recovery vs. UConn
Eric Wicks 44 fumble return vs. Louisville
Keilen Dykes 19 interception return vs. Syracuse
- 2006**
Vaughn Rivers 50 punt return vs. Mississippi State
Darius Reynaud 96 kickoff return vs. Maryland
- 2005**
Jamille Addae 40 interception return vs. Pitt
Thandi Smith 1 punt return vs. Rutgers
Antonio Lewis 77 punt return vs. East Carolina
Eric Wicks 31 interception return vs. Syracuse
- 2004**
Mike Lorello 21 interception return vs. Connecticut
Eric Wicks 34 interception return vs. Virginia Tech
Adam Lehnortt 21 fumble return vs. James Madison
Adam Jones 76 punt return vs. East Carolina
- 2003**
Lance Frazier 64 punt return vs. Temple
Adam Jones 47 fumble return vs. Temple
Adam Jones 49 interception return vs. Boston College
Adam Jones 87 kickoff return vs. BC
Joe Hunter 0 punt return vs. UCF
- 2002**
Arthur Harrison 0 fumble recovery vs. East Carolina
Angel Estrada 43 interception return vs. Rutgers
- 2001**
Shawn Terry 100 kickoff return vs. Maryland
Shawn Hackett 10 fumble return vs. Rutgers
Shawn Hackett 50 interception return vs. Rutgers
- 2000**
Grant Wiley 22 interception return vs. Boston College
Shawn Hackett 41 interception return vs. Boston College
Grant Wiley 15 interception return vs. Idaho
Ben Meighan 36 fumble return vs. VT
Shawn Terry 100 kickoff return vs. Syracuse
Bryant 49 interception return vs. Rutgers
Jason Davis 0 fumble return vs. East Carolina
Shawn Terry 89 kickoff return vs. Pitt
Lance Frazier 32 interception return vs. Pitt
Shawn Terry 99 kickoff return vs. Ole Miss

ALREADY GRADUATED

✓ Eleven Mountaineers on the 2016 team already have earned their bachelor's degree; Christian Brown (DL), DJ Carozza (DL), Maurice Fleming (CB), Jarrod Harper (S), Skyler Howard (QB), Josh Lambert (K), Tony Matteo (OL), Tyler Orlosky (OL), Khairi Shariff (S), Sylvester Townes (OL) and Sean Walters (LB)

MOST GRADUATES ON ROSTER

1. Virginia 15
2. Pitt 13
3. West Virginia 11
 - Georgia Southern 11
 - Illinois 11
 - Northwestern 11
 - Temple 11
8. Iowa State 10
 - Middle Tennessee State 10
10. Alabama 9
 - Kansas 9
 - Michigan State 9

SCORING 20 OR MORE IN A QUARTER

✓ West Virginia scored 21 points in the fourth quarter at Texas Tech, marking the first time in 2016 in which WVU scored at least 20 points in a quarter.

✓ WVU has scored 20 or more points in a quarter 51 times since 2001 and has done it in two quarters of a game eight different times.

Game	Year	Points	Quarter
Texas Tech	2016	21	4th
Kansas	2015	28	1st
Maryland	2015	21	1st
Texas A&M	2014	20	1st
Iowa State	2014	20	2nd
Towson	2014	21	2nd
Baylor	2013	21	4th
Georgia State	2013	21	4th
Kansas	2012	21	2nd
TCU	2012	21	2nd
Baylor	2012	21	3rd
Baylor	2012	21	2nd
James Madison	2012	21	1st
Marshall	2012	21	3rd
Marshall	2012	21	2nd
vs. Clemson	2011	35	2nd
Connecticut	2011	23	3rd
Bowling Green	2011	21	2nd
Norfolk State	2011	28	3rd
UNLV	2010	21	1st
Auburn	2009	21	1st
North Carolina	2008	21	1st
Louisville	2008	21	3rd
UConn	2008	21	3rd
UConn	2007	21	4th
UConn	2007	21	3rd
Miss. State	2007	28	1st
at Marshall	2007	21	3rd
at Marshall	2007	21	4th
W. Michigan	2007	21	3rd
vs. Ga. Tech	2006	21	3rd
Cincinnati	2006	21	2nd
Cincinnati	2006	21	3rd
Syracuse	2006	21	3rd
at Miss. State	2006	21	4th
Maryland	2006	21	1st
vs. Georgia	2005	21	1st
Pitt	2005	21	4th
UConn	2005	21	2nd
at Maryland	2005	24	4th
James Madison	2004	21	2nd
East Carolina	2004	28	2nd
Temple	2003	21	1st
at East Carolina	2003	20	2nd
at East Carolina	2003	21	3rd
at Temple	2002	21	1st
UT-Chattanooga	2002	21	2nd
UT-Chattanooga	2002	21	4th
Rutgers	2001	28	1st
Rutgers	2001	31	2nd
Kent State	2001	21	3rd

MOUNTAINEER 250-YARD PASSING GAMES



Skyler HOWARD

A/C/Yds	Name	Opponent	Date
45/51/656	Geno Smith	Baylor	9/29/2012
28/51/532	Skyler Howard	Arizona State	1/2/2016
37/49/511	Clint Trickett	Maryland	9/13/2014
38/65/463	Geno Smith	LSU	9/24/2011
27/45/450	Geno Smith	Connecticut	10/8/2011
34/50/429	Marc Bulger	Missouri	12/26/98
27/37/416	Mike Sherwood	Pitt	9/28/68
34/39/411	Geno Smith	James Madison	9/15/2012
31/44/410	Geno Smith	Louisville	11/5/2011
26/37/409	Marc Bulger	Pitt	11/27/98
23/24/407	Geno Smith	Kansas	12/1/2012
32/43/407	Geno Smith	Clemson	1/4/2012
16/39/396	Chad Johnston	Pitt	10/15/94
22/35/390	Chad Johnston	Purdue	9/2/95
20/33/389	Skyler Howard	Youngstown State	9/10/2016
36/49/388	Geno Smith	Maryland	9/17/2011
32/43/380	Marc Bulger	Miami	10/24/98
25/41/376	Clint Trickett	Oklahoma	9/20/2014
29/43/372	Geno Smith	Cincinnati	11/12/2011
20/34/371	Geno Smith	Norfolk State	9/10/2011
29/45/365	Clint Trickett	Alabama	8/30/2014
36/54/364	Geno Smith	Oklahoma State	11/10/2012
34/48/360	Oliver Luck	Syracuse	11/21/81
16/25/359	Skyler Howard	Georgia Southern	9/5/2015
25/41/359	Ford Childress	Georgia State	9/14/2013
21/37/356	Clint Trickett	Iowa State	11/30/2012
24/36/354	Marc Bulger	Navy	10/3/98
18/31/354	Chad Johnston	Boston College	10/5/96
23/28/352	Geno Smith	Rutgers	12/4/2010
25/40/353	Marc Bulger	Georgia Tech	12/29/97
35/40/348	Clint Trickett	Towson	9/6/2014
26/43/348	Marc Bulger	Pitt	11/28/97
20/45/346	Skyler Howard	Texas A&M	12/29/2014
32/48/346	Marc Bulger	Miami	10/30/99

A/C/Yds	Name	Opponent	Date
21/37/341	Bernie Galiffa	Penn State	10/28/72
30/43/338	Geno Smith	Maryland	9/22/2012
24/41/338	Geno Smith	Syracuse	10/21/2011
24/31/334	Jarrett Brown	East Carolina	9/12/2009
16/21/334	Chad Johnston	Rutgers	11/4/95
31/40/332	Skyler Howard	BYU	9/24/2016
32/26/332	Pat White	North Carolina	12/27/2008
30/20/331	Marc Bulger	Pitt	11/27/99
32/36/323	Geno Smith	Marshall	9/1/2012
23/35/322	Clint Trickett	Baylor	10/18/2014
17/37/321	Jeff Hostetler	Oklahoma	9/11/82
20/35/320	Geno Smith	Oklahoma	11/17/2012
18/28/320	Allen McCune	Pitt	10/2/65
21/31/318	Skyler Howard	Texas Tech	10/15/2016
15/21/318	Brad Lewis	Mississippi	12/28/2000
32/45/316	Geno Smith	Marshall	9/10/2010
20/25/314	Oliver Luck	Temple	11/8/80
18/37/314	Bernie Galiffa	Pitt	11/4/72
20/28/312	Marc Bulger	Boston College	11/21/98
24/50/309	Clint Trickett	Oklahoma State	9/28/2013
21/34/309	Dan Kendra	Villanova	10/29/77
23/41/308	Darren Studstill	Miami, Fla.	10/31/92
20/33/306	Mike Sherwood	East Carolina	11/7/70
20/35/302	Clint Trickett	Kansas	10/4/2014
28/44/301	Clint Trickett	Texas Tech	10/11/2014
24/41/298	Skyler Howard	Kansas State	10/1/2016
13/19/298	Bernie Galiffa	Virginia	9/23/72
15/21/297	Major Harris	Boston College	10/22/88
15/18/296	Allen McCune	William & Mary	9/25/65
21/33/294	Skyler Howard	Maryland	9/26/2015
20/25/293	Marc Bulger	Maryland	9/19/98
28/45/293	Dan Kendra	Syracuse	11/25/75
17/25/291	Chad Johnston	Missouri	10/1/94
12/20/290	Brad Lewis	East Carolina	11/18/2000
27/34/286	Brad Lewis	Kent State	9/22/2001
21/40/285	Skyler Howard	Iowa State	11/29/2014
19/37/285	Jeff Hostetler	Maryland	9/18/82
19/42/281	Skyler Howard	Kansas State	12/5/2015
17/31/281	Bernie Galiffa	Syracuse	11/20/71
16/30/280	Kevin White	TCU	12/31/84
31/52/279	Brad Lewis	Maryland	9/29/2001
17/28/279	Jeff Hostetler	Rutgers	11/12/83
30/56/278	Geno Smith	Texas Tech	10/13/2012
17/28/274	Darren Studstill	Temple	11/13/93
18/29/273	Jeff Hostetler	Penn State	10/22/83
14/25/271	Rasheed Marshall	Syracuse	11/22/2003
15/19/270	Jake Kelchner	Maryland	9/13/93
12/20/269	Oliver Luck	Colorado State	9/13/80
25/35/268	Geno Smith	Texas	10/6/2012
19/29/268	Geno Smith	Maryland	9/18/2010
25/41/267	Clint Trickett	TCU	11/2/2013
11/18/267	Bernie Galiffa	Syracuse	11/18/72
29/16/266	Marc Bulger	Temple	10/23/99
17/27/265	Oliver Luck	Virginia Tech	10/17/81
21/26/263	Skyler Howard	Liberty	9/12/2015
32/54/260	Geno Smith	TCU	11/3/2012
16/32/259	Paul Millard	Texas	11/9/2013
13/28/257	Scott McBrien	Pitt	11/24/2000
15/31/257	Marc Bulger	Syracuse	11/7/98
14/20/257	Marc Bulger	Temple	10/10/98
21/32/257	Oliver Luck	East Carolina	10/31/81
17/35/256	Dan Kendra	Boston College	10/16/76
27/43/254	Clint Trickett	Texas Tech	10/19/2013
19/30/254	Richard Longfellow	Boston U.	10/11/58
23/35/253	Skyler Howard	Missouri	9/3/2016
21/36/253	Marc Bulger	Tulsa	9/26/98
13/31/252	Scott McBrien	Notre Dame	10/21/2000
12/23/250	Major Harris	Pitt	9/30/89
19/37/250	Jeff Hostetler	Penn State	10/23/82



MOUNTAINEER 100-YARD RECEIVERS

Name	Yards/Catches	Team/Year	Name	Yards/Catches	Team/Year
Stedman Bailey	303/13	Baylor/2012	Tavon Austin	123/12	Clemson/2012
Stedman Bailey	225/14	Oklahoma State/2012	Chris Henry	123/5	UCF/2003
Kevin White	215/13	Maryland/2014	Zach Abraham	122/3	Temple/1994
Mario Alford	215/8	Iowa State/2013	Tavon Austin	122/11	Maryland/2011
Tavon Austin	215/14	Baylor/2012	Jovon Durante	121/3	Georgia Southern/2015
Chris Henry	209/6	Syracuse/2003	Stedman Bailey	121/8	Syracuse/2012
Pat Greene	205/12	Pitt/1997	Tavon Austin	121/6	Rutgers/2010
Stedman Bailey	205/13	Oklahoma/2012	Ross Herron	121/7	Western Reserve/1950
Rahsaan Vanterpool	205/9	Pitt/1994	Chris Henry	119/4	Rutgers/2004
David Saunders	191/8	Boston College/1996	Shelton Gibson	118/6	Maryland/2015
Calvin Phillips	190/5	Cal-Fullerton/1988	Stedman Bailey	118/8	Louisville/2011
Oscar Patrick	190/10	Penn State/1968	Chris Henry	118/8	Boston College/2004
Shawn Foreman	189/11	Missouri/1998	Bob Dunlevy	118/4	Syracuse/1965
Tavon Austin	187/11	LSU/2011	Travis Garvin	117/3	Virginia Tech/2003
Zach Abraham	180/6	Pitt/1994	Phil Braxton	117/3	Pitt/2000
Tavon Austin	179/13	Maryland/2012	Ka'Rau White	116/4	Arizona State/2016
Antonio Brown	179/6	East Carolina/2000	Antonio Brown	116/8	Kent State/2001
Stedman Bailey	178/7	Connecticut/2011	Stedman Bailey	115/8	LSU/2011
David Saunders	178/11	Rutgers/1996	Jock Sanders	115/12	Auburn/2009
Chris Henry	176/4	Rutgers/2003	Shawn Foreman	115/5	Pitt/1998
Kevin White	173/10	Oklahoma/2014	Rahsaan Vanterpool	115/10	Ball State/1994
Stedman Bailey	173/13	James Madison/2012	Steve Lewis	115/5	California/1978
Mike Baker	172/8	Rutgers/1993	Danny Buggs	115/5	Pitt/1972
Shelton Gibson	171/6	Youngstown State/2016	Tom Yeater	115/3	Oregon State/1962
Shawn Foreman	164/6	Rutgers/1996	J.D. Woods	114/13	Baylor/2012
Stedman Bailey	159/11	Kansas/2012	Calvin Phillips	114/4	Penn State/1988
Antonio Brown	156/6	Ole Miss/2000	Tavon Austin	113/11	James Madison/2012
Shawn Foreman	158/9	Miami/1998	Stedman Bailey	113/8	Maryland/2011
Khori Ivy	155/7	Temple/2000	Khori Ivy	113/6	Pitt/1998
Shawn Foreman	153/10	Boston College/1997	David Saunders	113/7	Syracuse/1996
Rahsaan Vanterpool	152/9	Boston College/1996	John Talley	113/4	Syracuse/1987
Willie Drewrey	152/6	TCU/1984	Oscar Patrick	113/7	Virginia Tech/1968
Gary Mullen	152/7	Virginia/1984	Oscar Patrick	113/5	Penn State/1967
Danny Buggs	151/6	Illinois/1973	Stedman Bailey	112/4	Bowling Green/2011
Lovett Purnell	149/8	Purdue/1995	Steve Lewis	112/7	Colorado State/1978
David Saunders	149/8	Rutgers/1995	Rahsaan Vanterpool	111/3	Louisiana Tech/1994
Shelton Gibson	148/6	Iowa State/2015	Ed Hill	111/4	Temple/1993
Rich Hollins	148/6	Virginia Tech/1981	Danny Buggs	111/4	Boston College/1973
Rich Hollins	148/8	Maryland/1981	Oscar Patrick	111/7	Villanova/1968
Reggie Rembert	145/5	Pitt/1989	Tavon Austin	111/4	Kansas/2012
Shelton Gibson	144/4	BYU/2016	Darius Reynaud	110/5	East Carolina/2006
Kevin White	143/9	Alabama/2014	David Saunders	110/6	Syracuse/1998
Shelton Gibson	143/4	Arizona State/2016	Shawn Foreman	110/12	Georgia Tech/1997
Khori Ivy	142/9	Miami/1999	Rahsaan Vanterpool	110/8	Purdue/1996
Cedric Thomas	142/7	Temple/1980	Scott MacDonald	110/5	N.C. State/1975
Darrell Miller	141/8	Virginia/1981	Jordan Thompson	109/6	Texas Tech/2014
Danny Buggs	140/6	William & Mary/1972	Devon Brown	109/4	Norfolk State/2011
Jerry Porter	139/3	Pitt/1999	Jay Kearney	109/5	Penn State/1992
Bob Dunlevy	139/5	William & Mary/1965	Rich Hollins	109/4	Maryland/1983
Milt Clegg	139/8	Syracuse/1964	Oscar Patrick	109/5	Richmond/1968
Jim Braxton	138/5	East Carolina/1970	Oscar Patrick	109/5	Villanova/1967
Terry Fairbanks	138/4	Boston U./1958	Phil Braxton	108/2	Pitt/2002
Mario Alford	136/7	Oklahoma State/2014	Phil Braxton	108/4	Virginia/2002
Rahsaan Vanterpool	135/6	Temple/1995	Antonio Brown	108/10	Maryland/2001
James Jett	135/5	Cincinnati/1990	Zach Abraham	107/7	South Carolina/1994
Darius Reynaud	134/9	Marshall/2007	Tavon Austin	106/7	Maryland/2010
Lovett Purnell	134/3	Rutgers/1995	Miquelle Henderson	106/5	Wisconsin/2002
Reggie Rembert	134/5	Ball State/1989	Jay Kearney	106/4	Rutgers/1993
Kevin White	132/16	Texas/2014	Jay Kearney	106/5	Boston College/1993
Kevin White	132/8	Baylor/2014	Harvey Smith	106/4	Syracuse/1985
Kevin White	132/6	Kansas/2014	Charles Becca	106/3	Temple/1948
Chris Henry	132/5	Boston College/2003	Miquelle Henderson	105/8	Cincinnati/2002
Marshall Mills	132/7	Virginia/1972	Anthony Becht	105/5	Boston College/1999
Daikiel Shorts	131/8	Missouri/2016	David Saunders	105/8	East Carolina/1996
Mario Alford	131/11	Maryland/2014	Randy Swinson	105/7	Penn State/1977
Ivan McCartney	131/6	Connecticut/2011	Stedman Bailey	104/9	Marshall/2012
Shelton Gibson	130/3	Georgia Southern/2015	Stedman Bailey	104/6	Cincinnati/2011
Kevin White	130/7	Baylor/2013	Jay Kearney	104/3	Maryland/1993
Stedman Bailey	130/7	Syracuse/2011	Reggie Rembert	104/5	Syracuse/1989
Steve Slaton	130/6	Pitt/2006	Shelton Gibson	104/3	Kansas State/2016
David Saunders	130/9	North Carolina/1996	John Talley	104/7	Syracuse/1986
David Saunders	130/6	Purdue/1995	Danny Buggs	103/8	Temple/1974
Ed Hill	130/9	Miami/1992	Tavon Austin	102/10	Texas/2012
Cedric Thomas	130/7	Villanova/1977	James Jett	102/5	Maryland/1990
Kevin White	129/7	Texas A&M/2014	Tavon Austin	102/10	Pitt/2011
Greg Dykes	128/5	South Carolina/1989	Mario Alford	101/7	Oklahoma/2014
Jordan Thompson	127/5	Kansas State/2015	Kevin White	101/10	Towson/2014
Tavon Austin	126/9	Cincinnati/2011	Ivan McCartney	101/8	Maryland/2011
Shawn Foreman	126/7	East Carolina/1997	David Saunders	101/5	Temple/1998
Mike Baker	126/8	Maryland/1993	James Jett	101/3	Louisiana Tech/1992
Danny Buggs	126/7	Penn State/1972	Tavon Austin	101/11	TCU/2012
Bill Marker	126/5	Penn State/1953	Rich Hollins	101/3	Oklahoma/1982
Jay Kearney	125/3	Missouri/1993	Steve Lewis	101/5	Boston College/1976
Cedric Thomas	125/3	Colorado State/1980	Richard Rader	101/3	Pitt/1965
Nate Stephens	125/5	William & Mary/1971	Daikiel Shorts	100/3	Texas Tech/2016
Jerry Porter	124/4	Georgia Tech/1997	Darrell Miller	100/5	Florida State/1982
Kevin White	123/13	Texas Tech/2014	Brad Starks	100/4	UNLV/2010

WEST VIRGINIA DEPTH CHART

CAREER GAMES PLAYED/STARTS

	GP/GS	2016	2015	2014	2013
*Christian Brown, r-Jr., DL	45/19	5/5	13/13	12/1	4/0
Jarrod Harper, r-Jr. S	43/14	5/5	13/9	13/0	12/0
Daikiel Shorts, Jr., WR	43/28	5/5	13/10	13/4	12/9
Tyler Orlosky, r-Jr., OL	42/34	5/5	13/13	13/13	11/3
Justin Arndt, r-Jr., LB	40/5	5/5	13/0	13/0	9/0
Noble Nwachukwu, r-Jr., DL	40/31	5/5	13/13	13/13	9/0
Jeremy Tyler, Jr., S	38/6	5/5	12/0	13/0	8/1
Adam Pankey, r-Jr., OL	37/28	4/3	12/12	13/13	8/0
Sean Walters, r-Jr., LB	35/3	5/3	12/0	6/0	12/0
*Nana Kyeremeh, r-Jr., CB	35/1	5/0	13/0	4/0	0/0
Devonte Mathis, r-Jr., WR	31/2	5/0	10/2	8/0	8/0
Al-Rasheed Benton, r-So., LB	31/6	5/5	13/1	13/0	--
Shelton Gibson, r-So., WR	30/18	5/5	13/13	12/0	--
Darrien Howard, Sr., DL	30/5	5/5	13/0	8/0	4/0
Rushel Shell, r-Jr., RB	30/16	5/5	13/3	12/8	--
Elijah Wellman, r-So., RB/FB	30/5	5/0	13/5	12/0	--
Marvin Gross, r-So., LB	29/0	5/0	13/0	0/0	11/0
Dravon Askew-Henry, So., S	26/26	0/0	13/13	13/13	--
Xavier Preston, So., LB	26/0	4/0	13/0	9/0	--
Tony Matteo, r-Jr., OL	22/7	5/5	12/1	5/1	--
Skyler Howard, Jr., QB	22/20	5/5	13/13	4/2	--
Jon Lewis, r-So., DL	19/0	5/0	6/0	8/0	--
Marcell Lazard, r-So., OL	19/10	5/4	12/6	2/0	--
Kyle Bosch, r-So., OL	18/18	5/5	13/13	--	--
Gary Jennings, Fr., WR	18/0	5/0	13/0	--	--
Khairi Sharif, r-Jr., CB	18/0	5/0	13/0	--	--
Jovon Durante, Fr., WR	17/13	5/4	12/9	--	--
Grant Lingafelter, r-So., OL	17/0	3/0	9/0	5/0	--
Rasul Douglas, Jr., CB	16/4	5/3	11/0	--	--
William Crest, Jr., r-Fr., QB	14/0	2/0	11/0	1/0	--
Ka'Rau White, r-So., WR	14/7	5/5	9/2	--	--
Hodari Christian, r-So., LB	13/0	4/0	7/0	2/0	--
Mike Molina, r-So., K	10/0	5/0	3/0	2/0	--
Shane Commodore, r-So., S	10/0	5/0	5/0	--	--
Yodny Cajuste, r-Fr., OL	8/7	1/1	7/6	--	--
Nick Meadows, r-So., LS	8/0	5/0	2/0	1/0	--
Sylvester Townes, r-Jr., OL	5/0	2/0	3/0	--	--
Justin Crawford, Jr., RB	5/1	5/1	--	--	--
Rob Dowdy, r-Fr., TE/OL	5/0	5/0	--	--	--
Michael Ferns, r-So., TE/FB	5/0	5/0	--	--	--
Maurice Fleming, r-Sr., CB	5/2	5/2	--	--	--
Billy Kinney, r-So., P	5/0	5/0	--	--	--
David Long, r-Fr., LB	5/2	5/2	--	--	--
Colton McKivitz, r-Fr., OL	5/2	5/2	--	--	--
Kennedy McKoy, Fr., RB	5/0	5/0	--	--	--
Adam Shuler, r-Fr., DL	5/0	5/0	--	--	--
Kyzir White, Jr., S	5/5	5/5	--	--	--
Antonio Crawford, r-Sr., CB	4/3	4/3	--	--	--
Reese Donahue, Fr., DL	4/0	4/0	--	--	--
Jaleel Fields, r-Fr., DL	4/0	0/0	4/0	--	--
Toyous Avery, r-So., S	3/0	3/0	--	--	--
Elijah Battle, Jr., CB	3/1	3/1	--	--	--
Alec Shrinier, r-Fr., DL	3/0	3/0	--	--	--
Marcus Simms, Fr., WR	3/0	3/0	--	--	--
Jordan Adams, r-Fr., CB	2/0	2/0	--	--	--
Adam Hensley, Fr., LB	2/0	2/0	--	--	--
Ricky Rogers, r-Fr., WR	2/0	1/0	1/0	--	--
Trevon Wesco, r-So., TE/FB	2/0	2/0	--	--	--
Chris Chugunov, r-Fr., QB	1/0	1/0	--	--	--
Mike Daniels, Jr., CB	1/0	1/0	--	--	--
Zach Sandwisch, Fr., LB	1/0	1/0	--	--	--
Steve Smothers, Fr., WR	1/0	1/0	--	--	--
Stone Wolfley, r-Fr., TE/FB	1/0	1/0	--	--	--

* - includes 2012 totals for Nana Kyeremeh (13/1)

* - Includes 2012 totals for Christian Brown (11/0)

OFFENSE

Position	No.	Name	Ht.	Wt.	Cl.	GP	GS	Hometown
WR (X)	1	Shelton Gibson	5-11	195	r-Jr.	30	18	Cleveland, Ohio
	12	Gary Jennings	6-1	207	So.	18	0	Stafford, Va.
LT	57	Adam Pankey	6-5	316	r-Sr.	37	28	Hamilton, Ohio
	74	Sylvester Townes	6-6	310	r-Sr.	5	0	Memphis, Tenn.
LG	70	Tony Matteo	6-4	294	r-Sr.	22	7	Cinton, Ohio
	71	Rob Dowdy	6-4	290	r-Fr.	5	0	Westerville, Ohio
C	65	Tyler Orlosky	6-4	296	r-Sr.	42	34	Cleveland, Ohio
	79	Matt Jones	6-3	316	r-Fr.	0	0	Hubbard, Ohio
RG	*62	Kyle Bosch	6-5	310	r-Jr.	24	21	St. Charles, Ill.
	56	Grant Lingafelter	6-6	306	r-Jr.	17	0	Chagrin Falls, Ohio
RT	53	Colton McKivitz	6-7	295	r-Fr.	5	2	Jacobsburg, Ohio
	77	Marcell Lazard	6-5	306	r-Jr.	19	10	Bloomfield, N.J.
IR (Y)	6	Daikiel Shorts Jr.	6-1	204	Sr.	43	28	Clayton, N.J.
	5	Jovon Durante	6-0	165	So.	17	13	Miami, Fla.
WR (Z)	2	Ka'Rau White	6-1	198	r-Jr.	14	7	Macungie, Pa.
	82	Devonte Mathis	6-1	220	r-Sr.	31	2	Miami, Fla.
QB	3	Skyler Howard	6-0	207	Sr.	22	20	Fort Worth, Texas
	11	Chris Chugunov	6-1	203	r-Fr.	1	0	Skilman, N.J.
FB	28	Elijah Wellman	6-1	235	r-Jr.	30	5	Huntington, W.Va.
	47	Michael Ferns	6-2	245	r-So.	5	0	St. Clairsville, Ohio
RB	7	Rushel Shell III	5-10	220	r-Sr.	30	16	Hopewell, Pa.
	25	Justin Crawford	6-1	190	Jr.	5	1	Columbus, Ga.
	4	Kennedy McKoy	6-0	201	Fr.	5	0	Lexington, N.C.

DEFENSE

Position	No.	Name	Ht.	Wt.	Cl.	GP	GS	Hometown
DE	97	Noble Nwachukwu	6-2	275	r-Sr.	40	31	Wylie, Texas
	88	Adam Shuler II	6-4	270	r-Fr.	5	0	Longwood, Fla.
NT	49	Darrien Howard	6-1	297	Sr.	30	5	Dayton, Ohio
	67	Alec Shrinier	6-4	286	r-Fr.	3	0	Oviedo, Fla.
DE	95	Christian Brown	6-2	298	r-Sr.	45	19	Fort Myers, Fla.
	92	Jon Lewis	6-3	265	r-Jr.	19	0	Morgantown, W.Va.
SAM	30	Justin Arndt	5-11	215	r-Sr.	40	5	Martinsburg, W.Va.
	5	Xavier Preston	6-2	240	Jr.	26	0	Stuart, Fla.
MIKE	3	Al-Rasheed Benton	6-1	235	r-Jr.	31	6	Newark, N.J.
	44	Hodari Christian	6-0	225	r-Jr.	13	0	McKeesport, Pa.
WILL	11	David Long	5-11	225	r-Fr.	5	2	Cincinnati, Ohio
	27	Sean Walters	6-2	228	r-Sr.	35	3	Hollywood, Fla.
FCB	19	Elijah Battle	5-11	189	Jr.	3	1	Linden, N.J.
	1	Antonio Crawford	5-10	185	r-Sr.	4	3	Miami, Fla.
FS	2	Jeremy Tyler	5-11	210	Sr.	38	6	Lithonia, Ga.
	16	Toyous Avery	5-10	200	r-So.	3	0	Covington, Ga.
SPUR	8	Kyzir White	6-3	212	Jr.	5	5	Macungie, Pa.
	18	Marvin Gross Jr.	6-3	208	r-Jr.	29	0	Baltimore, Md.
BS	22	Jarrod Harper	6-0	210	r-Sr.	43	14	Frostburg, Md.
	7	Khairi Sharif	5-8	184	r-Sr.	18	0	Houston, Texas
BCB	13	Rasul Douglas	6-2	208	r-Sr.	16	4	East Orange, N.J.
	24	Maurice Fleming	5-11	203	r-Sr.	5	2	Chicago, Ill.
	14	Nana Kyeremeh	5-10	191	r-Sr.	35	1	Worthington, Ohio

SPECIAL TEAMS

Position	No.	Name	Ht.	Wt.	Cl.	GP	GS	Hometown
K	48	Mike Molina	5-8	180	r-Jr.	10	0	Hurricane, W.Va.
	80	Jonn Young	6-0	202	Fr.	0	0	Advance, N.C.
P	15	Billy Kinney	6-4	207	r-So.	5	0	Morgantown, W.Va.
	80	Jonn Young	6-0	202	Fr.	0	0	Advance, N.C.
LS	46	Nick Meadows	5-11	238	r-Jr.	8	0	Princeton, W.Va.
	43	R.C. Brunstetter	6-3	230	r-So.	0	0	Mocksville, N.C.
H	15	Billy Kinney	6-4	207	r-So.	5	0	Morgantown, W.Va.
	80	Jonn Young	6-0	202	Fr.	0	0	Advance, N.C.
KO	48	Mike Molina	5-8	180	r-Jr.	10	0	Hurricane, W.Va.
	15	Billy Kinney	6-4	207	r-So.	5	0	Morgantown, W.Va.
PR	12	Gary Jennings	6-2	207	So.	18	0	Stafford, Va.
KR	1	Shelton Gibson	5-11	195	r-Jr.	30	0	Cleveland, Ohio
	12	Gary Jennings	6-2	207	So.	18	0	Stafford, Va.

* - Bosch's Games Played/Started include Michigan numbers (6/3)



RECORD UNDER HOLGORSEN

overall	41-28
playing at home	24-12
playing on the road	13-12
playing at a neutral site	4-4
vs. ranked opponents	6-14
in bowl games	2-2
in overtime	1-4
more than 7 days to prepare	16-9
in August	1-1
in September	17-4
in October	10-10
in November	9-10
in December	2-3
in January	2-0
outrushing opponent	28-7
when rushing for 200 yards	18-4
when rushing for 300 yards	6-1
outrushed by opponent	13-21
outpassing opponent	30-14
when passing for 300 yards	23-10
when passing for 400 yards	8-3
when passing for 500 yards	3-0
when passing for 600 yards	1-0
outpassed by opponent	11-14
when allowing 200 yards passing	23-22
when allowing 250 yards passing	15-16
when allowing 300+ yards passing	8-10
more total offense than opponent	34-10
when having 400+ total offense	34-15
when having 500+ total offense	20-5
when having 600+ total offense	11-1
when having 700+ total offense	1-1
when having 800+ total offense	1-0
same total offense as opponent	1-0
less total offense than opponent	6-18
when allowing 400+ total offense	17-20
when allowing 500+ total offense	4-11
committing fewer turnovers	18-7
committing more turnovers	13-18
turnovers are even	10-3
0-30:00 of time of possession	24-20
30:01-plus of time of possession	17-8
scoring first	35-8
opponent scores first	12-20
leading after the 1st quarter	23-8
trailing after the 1st quarter	11-19
tied after the 1st quarter	7-1
leading at halftime	31-6
trailing at halftime	8-19
tied at halftime	2-3
leading after the 3rd quarter	32-5
trailing after the 3rd quarter	7-23
tied after the 3rd quarter	2-0
scoring 0-10 points	41-28
scoring 11-20 points	41-25
scoring 21-30 points	40-20
scoring 31-40 points	35-10
scoring 41-plus points	19-3
opponent scores 0-10 points	41-28
opponent scores 11-20 points	32-28
opponent scores 21-30 points	19-27
opponent scores 31-40 points	10-26
opponent scores 41-plus points	3-13
individual 100-yard rusher	20-7
opponent 100-yard rusher	13-12
opponent less than 100-yards rushing	11-2
individual 1 100-yard receiver	28-13
individual 2 100-yard receivers	10-2
individual 3 100-yard receivers	2-0
opponent 100-yard receiver	13-16
individual 300-yard passer	21-11
individual 400-yard passer	6-2

WEST VIRGINIA HEAD COACH DANA HOLGORSEN - SIXTH YEAR



COACHING HIGHLIGHTS

West Virginia

- ✓ Has had 14 players earn All-America honors
- ✓ Has had at least one Top 15 draft pick in four of the past five years, only coach to accomplish this feat
- ✓ Has had four NFL Top-15 draft picks during the past five years, tying for No. 2 nationally
- ✓ Has had nine NFL draft picks in first three rounds in the past five years, most in Big 12
- ✓ Has had 17 players drafted in five years at WVU, third-most in the Big 12
- ✓ Has had four wide receivers drafted since 2013, tied nationally for most during that time
- ✓ Since becoming offensive coordinator at Texas Tech in 2005, his offenses have averaged an outstanding 37.4 points per game over that 11-year period
- ✓ His passing offenses and total offensive output have ranked in the Top 10 nationally all but three years during the 11 year span since he became offensive coordinator at Texas Tech in 2005
- ✓ His former pupils have earned 10 national awards and also has had 10 earn finalist honors
- ✓ Had eight quarterbacks pass for 4,000 or more yards and throw for 30 or more touchdowns in a season
- ✓ Had 14 receivers finish with 1,000 or more yards in a season, including 10 finish with 90 or more receptions and 12 finish with double figure TD receptions in a season
- ✓ His 41 wins puts him in sixth place on the all-time WVU coaching win list; needs one more to tie Bobby Bowden for fifth place and two more to take sole possession of fifth place
- ✓ Only coach in West Virginia history to have coached a team with at least 450 rushing yards in a game (Oklahoma, 2012) and at least 450 yards passing in a game (five times)
- ✓ Has six wins over Top 25 opponents in his six-year tenure at WVU

2016

- ✓ Has led the Mountaineers to a 5-0 start for the 2016 season
- ✓ WVU has been ranked for three weeks; currently No. 12 in the AP Poll and No. 13 in the Coaches Poll

2015

- ✓ Finished the season with an 8-5 overall record and a 4-5 mark in the Big 12 Conference, tying for fifth
- ✓ The eight wins were the most in a season since becoming a member of the Big 12 Conference
- ✓ Led the Mountaineers to a 43-42 victory in the Motel 6 Cactus Bowl, his fourth bowl appearance in five years
- ✓ Tied or broke 19 individual or team, school and Cactus Bowl records and produced 11 NCAA Top 10 Bowl Rankings
- ✓ Seventeen players had their degrees in hand when the Cactus bowl was played, ranking among the Top 10 nationally in number of graduates playing in a bowl game
- ✓ Seven All-Big 12 Academic Team selections
- ✓ Twenty-Nine players were named to the Big 12 Commissioner's Honor Roll for the fall semester
- ✓ Twenty-Six players were named to the Big 12 Commissioner's Honor Roll for the spring semester
- ✓ Two All-American selections, Nick Kwiatkoski and Karl Joseph, named to three teams
- ✓ WVU had nine players named to the coaches' All-Big 12 team selections, including three on the first team
- ✓ Led Mountaineers to a Top 25 national ranking for the fourth year, reaching as high as No. 21 in the Coaches' Poll
- ✓ Wendell Smallwood became Holgorsen's second WVU running back and fourth overall to hit the 1,000-yard rushing plateau (1,519)
- ✓ WVU's offense was No. 17 nationally in rushing offense, No. 18 in first down offense and No. 23 in total offense
- ✓ WVU's defense was ranked No. 2 nationally in interceptions, No. 5 in turnovers gained, tied for No. 8 in number of defensive three-and-outs, No. 11 in opponents third-down defense and No. 15 in turnover margin
- ✓ WVU's special teams were ranked No. 11 in kickoff returns, No. 22 in net punting and punt return defense

2014

- ✓ Finished with a 7-6 overall record and a 5-4 record in Big 12 play, tying for fourth place, WVU's highest league finish in the Big 12
- ✓ Led the Mountaineers to a Liberty Bowl berth, his third bowl appearance in four seasons at WVU
- ✓ Four Mountaineers earned 28 All-America honors.
- ✓ WVU had four players named to the coaches' All-Big 12 teams and five players selected to the Associated Press team
- ✓ Kevin White was a finalist for the Fred Biletnikoff Award and a semifinalist for the Maxwell Award.
- ✓ White was No. 6 nationally in receptions per game, receiving yards, No. 8 in receiving yards per game and No. 19 in receiving touchdowns.
- ✓ White was the third Mountaineer to finish with more than 100 receptions in a season and the eighth to have 1,000 or more receiving yards.
- ✓ White's 109 receptions were third most in the nation and his 1,447 yards were sixth most

WEST VIRGINIA HEAD COACH DANA HOLGORSSEN - SIXTH YEAR

Year	School	Position	Record
2016	West Virginia	Head Coach	5-0
2015	West Virginia	Head Coach	8-5
2014	West Virginia	Cactus Bowl Champions	7-6
		Head Coach	
2013	West Virginia	Liberty Bowl	4-8
		Head Coach	
2012	West Virginia	Head Coach	7-6
2011	West Virginia	Pinstripe Bowl	10-3
		Head Coach	
2010	Oklahoma State	Big East Champions	11-2
		Orange Bowl Champions	
2009	Houston	Alamo Bowl Champions	10-4
		Offensive Coordinator/Quarterbacks	
2008	Houston	Armed Forces Bowl	8-5
		Offensive Coordinator/Quarterbacks	
2007	Texas Tech	Armed Forces Bowl Champions	9-4
		Co-Offensive Coordinator/Inside Receivers	
2006	Texas Tech	Gator Bowl Champions	8-5
		Co-Offensive Coordinator/Inside Receivers	
2005	Texas Tech	Insight.com Bowl Champions	9-3
		Co-Offensive Coordinator/Inside Receivers	
2004	Texas Tech	Cotton Bowl	8-4
		Inside Receivers	
2003	Texas Tech	Holiday Bowl Champions	8-5
		Inside Receivers	
2002	Texas Tech	Houston Bowl Champions	9-5
		Inside Receivers	
2001	Texas Tech	Tangerine Bowl Champions	7-5
		Inside Receivers	
2000	Texas Tech	Alamo Bowl	7-6
		Inside Receivers	
1999	Wingate	Galleryfurniture.com Bowl	3-8
		Quarterbacks/Wide Receivers	
1998	Mississippi College	Quarterbacks/Wide Receivers /Special Teams	4-6
1997	Mississippi College	Quarterbacks/Wide Receivers /Special Teams	8-2
1996	Mississippi College	American Southwest Conference Champions	4-8
		Quarterbacks/Wide Receivers /Special Teams	
1995	Valdosta State	Quarterbacks/Wide Receivers /Special Teams	6-5
1994	Valdosta State	Quarterbacks/Wide Receivers /Special Teams	11-2
		Quarterbacks/Wide Receivers /Special Teams	
1993	Valdosta State	NCAA II National Quarterfinalist	8-3
		Quarterbacks/Wide Receivers /Special Teams	
Holgorsen Totals - at West Virginia - 41-28 Overall - 41-28 (Sixth Season)			

- ✓ Three receivers have had seven straight 100-yard receiving performances since 2000, Michael Crabtree, Justin Blackmon and Kevin White, all three coached by Holgorsen.
- ✓ Kickoff returner Mario Alford was No. 8 nationally in kickoff return yards per game.
- ✓ Josh Lambert was a finalist for the Lou Groza Award, college football's top kicker
- ✓ Lambert finished No. 1 nationally in field goals per game and No. 8 in scoring
- ✓ Lambert set the NCAA record for most field goals made of 40 yards or more in a season (16) and tied the mark for games with the most multiple field goals (10).
- ✓ Lambert's 30 field goals made in the season tied the school record for most made in a season and was the most made in the nation.
- ✓ Clint Trickett was a semifinalist for the Davey O'Brien Award
- ✓ Trickett was No. 6 in the nation in completions per game, No. 10 in passing yards per game, No. 11 in completion percentage, No. 21 in total offense, No. 22 in passing yards, No. 33 in passing efficiency and No. 54 in passing touchdowns.
- ✓ Trickett was the third Mountaineer to finish with more than 3,000 yards passing in a season
- ✓ Austin was the recipient of the Jet Award, the nation's top returner
- ✓ Shaq Riddick was named the Big 12 Conference Defensive Newcomer of the Year
- ✓ Defeated No. 4 Baylor for his sixth win over a Top 25 and first over a Top 10 team
- ✓ WVU was ranked in the Top 25 for three weeks, including as high as No. 20

2013

- ✓ Defeated No. 11 Oklahoma State for his fifth win over a Top 25 team at WVU
- ✓ Had six players earn All-Big 12 Conference honors, including Charles Sims who was a first-team selection
- ✓ Sims also was named the Big 12 Conference Newcomer of the Year
- ✓ Sims and Will Clarke were drafted in the third round of the NFL Draft, giving him six players drafted in the Top three rounds

2012

- ✓ Served as West Virginia's Campaign Chair for United Way, raising more than \$330,000, exceeding the goal
- ✓ Led football program into its first year of competition in the Big 12 Conference reaching as high as No. 4 in USA Today Coaches' Poll and No. 5 in the AP Poll

HOLGORSSEN'S OFFENSIVE OUTPUT

✓ Since 2005, Dana Holgorsen has been the mastermind behind some of the nation's most prolific offenses. Starting as the offensive coordinator at Texas Tech, then Houston and Oklahoma State, and now as the head coach at West Virginia, his offensive units are known for their ability to move the ball, pile up yardage and score a plethora of points.

4,000-Yard Passers

Graham Harrell/Texas Tech	2007	5,706
Case Keenum/Houston	2009	5,671
Case Keenum/Houston	2008	5,020
Graham Harrell/Texas Tech	2006	4,555
Geno Smith/West Virginia	2011	4,385
Brandon Weeden/Oklahoma State	2010	4,277
Cody Hodges/Texas Tech	2005	4,238
Geno Smith/West Virginia	2012	4,205

30+ Passing Touchdowns

Graham Harrell/Texas Tech	2007	48
Case Keenum/Houston	2009	44
Case Keenum/Houston	2008	44
Geno Smith/West Virginia	2012	42
Graham Harrell/Texas Tech	2006	38
Brandon Weeden/Oklahoma State	2010	34
Geno Smith/West Virginia	2011	31
Cody Hodges/Texas Tech	2005	31

1,000-Yard Rushers

Kendall Hunter/Oklahoma State	2010	1,548
Wendell Smallwood/West Virginia	2015	1,519
Bryce Beall/Houston	2008	1,247
Charles Sims/West Virginia	2013	1,095

1,000-Yard Receivers

Michael Crabtree/Texas Tech	2007	1,962
Justin Blackmon/Oklahoma State	2010	1,782
Stedman Bailey/West Virginia	2012	1,622
Kevin White, West Virginia	2014	1,447
Joe Filani/Texas Tech	2006	1,300
Tavon Austin/West Virginia	2012	1,289
Stedman Bailey/West Virginia	2011	1,279
Danny Amendola/Texas Tech	2007	1,245
James Cleveland/Houston	2009	1,214
Tavon Austin/West Virginia	2011	1,186
Joe Filani/Texas Tech	2005	1,048
Tyron Carrier/Houston	2009	1,029
Tyron Carrier/Houston	2008	1,026
Patrick Edwards/Houston	2009	1,021

90+ Receptions

Michael Crabtree/Texas Tech	2007	134
Tavon Austin, West Virginia	2012	114
Stedman Bailey/West Virginia	2012	114
Justin Blackmon/Oklahoma State	2010	111
Kevin White/West Virginia	2014	109
Danny Amendola/Texas Tech	2007	109
James Cleveland/Houston	2009	104
Tavon Austin/West Virginia	2011	101
Tyron Carrier/Houston	2009	91
Joe Filani/Texas Tech	2006	91

Double-Digit Receiving Touchdowns

Stedman Bailey/West Virginia	2012	25
Michael Crabtree/Texas Tech	2007	22
Justin Blackmon/Oklahoma State	2010	20
James Cleveland/Houston	2009	14
Joe Filani/Texas Tech	2006	13
Tavon Austin/West Virginia	2012	12
Stedman Bailey/West Virginia	2011	12
Mario Alford/West Virginia	2014	11
Mark Hafner/Houston	2009	11
Robert Johnson/Texas Tech	2006	11
Kevin White/West Virginia	2014	10
Jarrett Hicks/Texas Tech	2005	10

Double-Digit Rushing Touchdowns

Taareen Henderson/Texas Tech	2005	17
Kendall Hunter/Oklahoma State	2010	16
Bryce Beall/Houston	2008	13
Shawne Alston/West Virginia	2011	12
Charles Sims/West Virginia	2013	11
Shannon Woods/Texas Tech	2006	10

1,800-Yard All-Purpose Yards

Tavon Austin/West Virginia	2012	2,910
Tavon Austin/West Virginia	2011	2,574
Tyron Carrier/Houston	2009	2,213
Michael Crabtree/Texas Tech	2007	1,978
Justin Blackmon/Oklahoma State	2010	1,866
Tyron Carrier/Houston	2008	1,844
Shannon Woods/Texas Tech	2006	1,808



WEST VIRGINIA HEAD COACH DANA HOLGORSEN - SIXTH YEAR

Offensive Output Under Holgorsen (Continued)

Team Rankings

2016 (West Virginia)

- Tackles for Loss Allowed - No. 4
- Total Offense - No. 7
- Sacks Allowed - No. 10
- Completion Percentage - No. 15
- Passing Offense - No. 16
- Third-Down Conversions - No. 25
- Rushing Offense - No. 30

2015 (West Virginia)

- Turnover Margin - No. 15
- Rushing Offense - No. 17
- First Down Offense - No. 18
- Passing Yards Per Completion - No. 20
- Total Offense - No. 23
- Scoring Offense - No. 35

2014 (West Virginia)

- Passing Offense - No. 9
- First Down Offense - No. 11
- Total Offense - No. 12
- Completion Percentage - No. 23

2012 (West Virginia)

- Passing Efficiency - No. 5
- Scoring Offense - No. 9
- Passing Offense - No. 10
- Total Offense - No. 10
- First Down Offense - No. 14

2011 (West Virginia)

- Passing Offense - No. 6
- Red Zone Offense - No. 11
- Scoring Offense - No. 13
- Total Offense - No. 15
- Passing Efficiency - No. 19
- First Down Offense - No. 27

2010 (Oklahoma State)

- Red Zone Offense - No. 1
- Passing Offense - No. 2
- Total Offense - No. 3
- Scoring Offense - No. 3
- First Down Offense - No. 4
- Tackles for Loss Allowed - No. 6
- Sacks Allowed - No. 7
- Passing Efficiency - No. 12

2009 (Houston)

- Passing Offense - No. 1
- Total Offense - No. 1
- Scoring Offense - No. 1
- First Down Offense - No. 1
- Tackles for Loss Allowed - No. 2
- Third Down Efficiency - No. 3
- Passing Efficiency - No. 7
- Sacks Allowed - No. 24
- Red Zone Offense - No. 28

2008 (Houston)

- Passing Offense - No. 2
- Total Offense - No. 2
- First Down Offense - No. 4
- Passing Efficiency - No. 8
- Scoring Offense - No. 10
- Third Down Efficiency - No. 11

2007 (Texas Tech)

- Passing Offense - No. 1
- Total Offense - No. 2
- Passing Efficiency - No. 5
- Scoring Offense - No. 7
- Tackles for Loss Allowed - No. 12
- Third Down Efficiency - No. 13
- Sacks Allowed - No. 22

2006 (Texas Tech)

- Passing Offense - No. 3
- Tackles for Loss Allowed - No. 3
- Total Offense - No. 6
- Scoring Offense - No. 13
- Passing Efficiency - No. 23
- Sacks Allowed - No. 24

2005 (Texas Tech)

- Passing Offense - No. 1
- Scoring Offense - No. 4
- Total Offense - No. 6
- Passing Efficiency - No. 14

2012 Continued

- ✓ Guided West Virginia to a 7-6 overall record in 2012 and an appearance in the New Era Pinstripe Bowl
- ✓ Earned national rankings in 10-of-16 weeks during the 2012 season in both the AP and USA Today Coaches' Polls,
- ✓ Five Mountaineer players earned 25 All-America honors
- ✓ Three WVU players were drafted in the Top 3 rounds of the NFL Draft, including the No. 8 selection, Tavon Austin
- ✓ Holgorsen has had a first-round NFL draft choice for two straight years, the only WVU coach to accomplish that
- ✓ Tavon Austin and Stedman Bailey were one of four sets of 1,000-yard receivers nationally
- ✓ WVU was one of only two schools nationally to have a 4,000-yard passer and a pair of 1,000-yard receivers
- ✓ WVU was ranked No. 9 nationally in scoring offense and No. 10 in passing offense and total offense.
- ✓ Geno Smith led the nation in passing touchdowns (42)
- ✓ Smith was one of only two quarterbacks to throw for more than 4,000 yards for two straight years
- ✓ Smith was one of five quarterbacks nationally to throw for 30 or more touchdowns in two straight years
- ✓ Bailey led the nation in receiving touchdowns (25) and finished with the second highest amount in a season
- ✓ Austin was the only player nationally to finish with 100 or more receptions for two straight years
- ✓ Austin was the only player nationally to finish with more than 2,000 all-purpose yards for two straight years
- ✓ Austin was the only player in NCAA history to finish his career with more than 3,000 receiving yards and more than 1,000 yards rushing
- ✓ Austin was named the Big 12 Conference co-Special Teams Player of the Year
- ✓ Bailey was a finalist for the Fred Biletnikoff Award
- ✓ Smith was a finalist for the Johnny Unitas Golden Arm and Manning Awards

2011

- ✓ Named FWAA First-Year Head Coach of the Year
- ✓ Posted a 10-3 mark in his first season as head coach, only WVU coach to win 10 games in his first year
- ✓ Led West Virginia to Big East Championship and BCS win, first WVU coach to accomplish that feat
- ✓ Earned national rankings in 13-of-16 weeks of 2011 season in both the AP and USA Today Coaches Polls, reaching as high as No. 11 in the AP Poll and tied for No. 14 in the USA Today Coaches Poll
- ✓ Tied for fourth in wins among first-year head coaches nationally
- ✓ One of seven coaches to take his program to a BCS Bowl in his first year as a head coach, and only one of three (Larry Coker, 2001; Chris Peterson, 2007) to win the bowl game.
- ✓ Fourth WVU coach to make a bowl appearance and win in his first season (Stewart, DeGroot, Glenn)
- ✓ Three Mountaineer players earned seven All-America honors
- ✓ Three Mountaineer players drafted in the NFL Draft, including the No. 15 pick, Bruce Irvin
- ✓ WVU led the BIG EAST with 10 all-conference honorees and the Special Teams Player of the Year, Austin
- ✓ WVU finished No. 6 nationally in passing offense, No. 13 in scoring offense and No. 15 in total offense.
- ✓ The Mountaineer offense ranked No. 67 in total offense in 2010, the year before Holgorsen arrived, and he took it to No. 15 in 2011.
- ✓ In 2011, Austin and Bailey were the fourth pair of 1,000-yard receivers nationally (Houston, USC, SMU).
- ✓ WVU was one of two schools nationally to have a 4,000-yard passer and two 1,000-yard receivers (Houston).
- ✓ Quarterback Geno Smith finished No. 5 nationally in passing yards per game, No. 8 in completions per game and total offense and No. 17 in passing efficiency.
- ✓ Austin finished No. 1 nationally in all-purpose yardage (198.0), No. 6 in punt returns, No. 8 in receptions per game, No. 20 in kickoff returns and No. 23 in receiving yards per game.
- ✓ Bailey finished No. 13 nationally in receiving yards per game.

Oklahoma State

- ✓ In 2010, was named a finalist for the Frank Broyles Award, signifying the top assistant coach in college football and named the rivals.com national offensive coordinator of the year
- ✓ In 2010, the Cowboys led the nation in total offense during the regular season and finished No. 2 in passing offense and No. 3 in total and scoring offense.
- ✓ OSU averaged 520.23 yards per game in total offense, including 345.9 passing yards and 44.23 points per game.
- ✓ The Cowboy offense ranked No. 61 nationally in total offense in 2009, the year before Holgorsen arrived, and he took it to the No. 1 spot in 2010.
- ✓ Quarterback Brandon Weeden became the first OSU passer to earn first team all-Big 12 honors. He was a finalist for the Manning Award, given to the top quarterback in the nation.
- ✓ Receiver Justin Blackmon was named the recipient of the 2010 Biletnikoff Award, given to the top receiver in the nation, and running back Kendall Hunter was a finalist for the Doak Walker Award, given to the nation's top running back.
- ✓ Weeden, Hunter and Blackmon became only the second trio in NCAA history to pass for at least 3,000 yards, run for more than 1,500 yards and finish with more than 1,500 yards receiving in the same season.

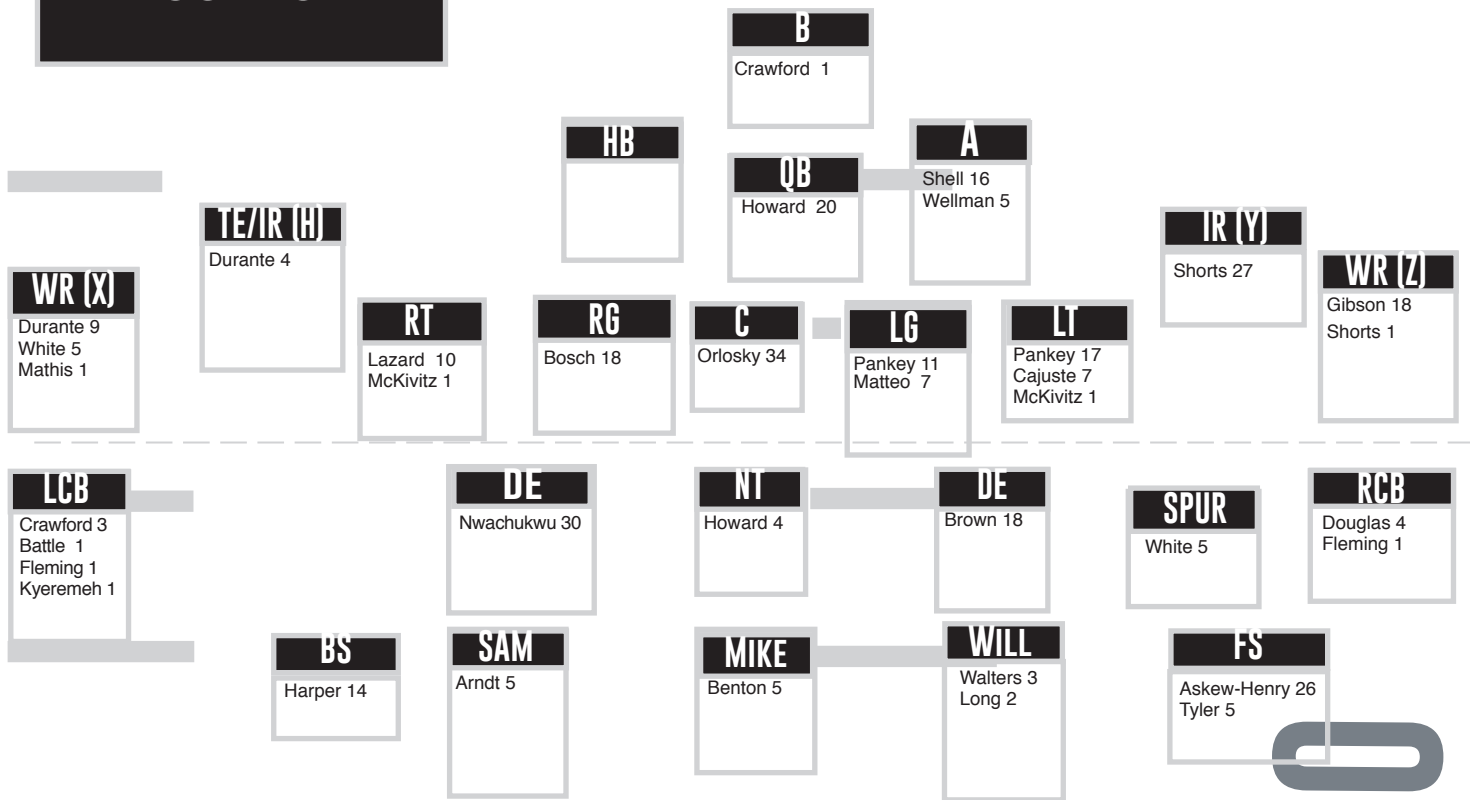
Houston

- ✓ In 2009, UH led the nation in total offense with 563 yards per game, scoring offense with 42.2 points per game, and passing offense with 433.7 yards per game.
- ✓ In 2008, his first year at Houston, the Cougars ranked second in the nation in passing offense (401.6) and total offense (562.77). UH scored 40.62 points per game to rank 10th nationally.
- ✓ Houston quarterback Case Keenum led the nation in total offense in 2008 and 2009, with 403.15 yards of total offense per game as a sophomore and 416.36 yards of offense as a junior.
- ✓ Keenum ranked among the nation's top-10 passing efficiency leaders each of his two seasons under Holgorsen's watch.

Texas Tech

- ✓ During his tenure as offensive coordinator, the Red Raiders increased their offensive numbers from 324.8 yards per game to 529.6 yards per game.
- ✓ In 2007, Texas Tech led the nation in passing offense (470.31 yards per game), ranked second in total offense (529.62 yards per game) and was seventh in scoring offense (40.92 points per game).
- ✓ Quarterback Graham Harrell led the nation in total offense and receiver Michael Crabtree led the nation in receptions per game and receiving yards per game.
- ✓ Crabtree won the Biletnikoff Award as America's top receiver in 2007
- ✓ In 2006, the Red Raiders ranked third nationally in passing offense and sixth in total offense. Harrell was third nationally in total offense with 344.38 yards per game.
- ✓ In 2005, Texas Tech led the nation in passing offense with 388.83 yards per game, was fourth in scoring offense at 39.42 points per game and was sixth in total offense with 495.83 yards per contest.
- ✓ Quarterback Cody Hodges ranked second in the country with 369.08 yards per game.

CAREER STARTS BY POSITION



2016 OFFENSE GAME-BY-GAME STARTERS

Game	WR (X)	TE/IR (H)	IR (Y)	WR (Z)	LT	LG	C	RG	RT	HB	RB	QB
Missouri	Gibson	--	Shorts	White	Cajuste	Matteo	Orlosky	Bosch	Lazard	Crawford	Shell	Howard
Youngstown State	Gibson	Durante	Shorts	White	McKivitz	Matteo	Orlosky	Bosch	Lazard	--	Shell	Howard
BYU	Gibson	Durante	Shorts	White	Pankey	Matteo	Orlosky	Bosch	Lazard	--	Shell	Howard
Kansas State	Gibson	Durante	Shorts	White	Pankey	Matteo	Orlosky	Bosch	Lazard	--	Shell	Howard
at Texas Tech	Gibson	Durante	Shorts	White	Pankey	Matteo	Orlosky	Bosch	Lazard	--	Shell	Howard
TCU												
at Oklahoma State												
Kansas												
at Texas												
Oklahoma												
at Iowa State												
Baylor												

2016 DEFENSE GAME-BY-GAME STARTERS

Game	DE	NG	DE	SAM	MIKE	WILL	BCB	SPUR	FS	BS	BCB
Missouri	Brown	Howard	Nwachukwu	Arndt	Benton	Walters	Crawford	White	Tyler	Harper	Fleming
Youngstown State	Brown	Howard	Nwachukwu	Arndt	Benton	Walters	Crawford	White	Tyler	Harper	Douglas
BYU	Brown	Howard	Nwachukwu	Arndt	Benton	Walters	Crawford	White	Tyler	Harper	Douglas
Kansas State	Brown	Howard	Nwachukwu	Arndt	Benton	Long	Fleming	White	Tyler	Harper	Douglas
at Texas Tech	Brown	Howard	Nwachukwu	Arndt	Benton	Long	Battle	White	Tyler	Harper	Douglas
TCU											
at Oklahoma State											
Kansas											
at Texas											
Oklahoma											
at Iowa State											
Baylor											



MOUNTAINEER OFFENSE



JUSTIN CRAWFORD

Height: 5-11 | Weight: 198 | Class: Junior
Last School: NW Mississippi CC | Hometown: Columbus, Ga.

2016 Notes

- ✓ Earned first start against Missouri, his first game at West Virginia after transferring from Northwest Mississippi CC
- ✓ Ranks No. 6 in Big 12 in rushing with 74.6 yards per game average
- ✓ Ranks No. 6 in Big 12 in rushing yards per carry with 5.57 average
- ✓ Recorded first career multiple TD game with one rushing and one receiving score at Texas Tech; TD reception was the first of his career
- ✓ Gained a game- and career-best 104 yards rushing against Kansas State for second career 100-yard game; scored on a one-yard TD run
- ✓ Finished with a team-high 86 yards rushing against BYU
- ✓ Finished with 101 yards rushing on 21 carries against Missouri, becoming the first Mountaineer to gain 100+ yards rushing in his career debut since Charles Sims ran for 120 yards on 23 attempts against William & Mary on Aug. 31, 2013
- ✓ Scored first career TD against Mizzou, a one-yard run in the third quarter

2016 Game-By-Game

Opponent	Att.	Yds	Avg.	TDs	Long	Rec	Yds	TDs
Missouri	21	101	4.8	1	29	5	9	0
Youngstown St.	12	40	3.3	0	6	0	0	0
BYU	9	86	9.6	0	21	3	36	0
Kansas State	18	104	5.8	1	21	0	0	0
Texas Tech	7	42	6.0	1	12	1	5	1
Totals	67	373	5.6	3	29	9	50	1

2016 Single-Game Bests

Rushing Yards 104 vs. Kansas State
 Rushing Attempts 21 vs. Missouri
 Rushing Touchdowns 1 (3 times)
 Long Rush 29 vs. Missouri
 Receptions 5 vs. Missouri
 Receiving Yards 36 vs. BYU
 Receiving Touchdowns 1 at Texas Tech
 Long Reception 17 vs. BYU

Crawford's Rushing Statistics

Year	Games	Att.	Yards	Avg.	TD	Long
2016	5	67	373	5.6	3	29

Crawford's Receiving Statistics

Year	Games	No.	Yards	Avg.	TD	Long
2016	5	9	50	5.6	1	17



WILLIAM CREST JR.

Height: 6-1 | Weight: 214 | Class: Redshirt Sophomore
Last School: Dunbar | Hometown: Baltimore, Md.

2016 Notes

- ✓ Has played in 14 career games

2016 Game-By-Game

Opponent	Comp.	Att.	Int.	Pct.	Yards	TDs	Long
Missouri	0	0	0	0	0	0	0
Youngstown St.	0	0	0	0	0	0	0
BYU			DNP				
Kansas State			DNP				
Texas Tech	0	0	0	0	0	0	0
Kansas							
TCU							
Oklahoma State							
Texas							
Oklahoma							
Iowa State							
Baylor							
Totals	0	0	0	0	0	0	0

2016 Single-Game Bests

Rushing Yards 17 vs. Youngstown State
 Rushing Attempts 3 vs. Youngstown State
 Rushing Touchdowns
 Long Rush 9 vs. Youngstown State
 Passing Attempts
 Passing Completions
 Passing Yards
 Passing Touchdowns
 Long Completion
 Long Reception 51 at Texas Tech

Career Bests

Rushing Yards 56 at Kansas (*15)
 Rushing Attempts 5 vs. Liberty; at Kansas (*15)
 Rushing Touchdowns 1 vs. Georgia Southern (*15)
 Long Rush 28 at Kansas (*15)
 Passing Attempts 10 at Kansas (*15)
 Passing Completions 6 vs. Liberty (*15)
 Passing Yards 71 at Kansas (*15)
 Passing Touchdowns
 Long Completion 45 at Kansas (*15)

Crest Jr.'s Passing Statistics

Year	Games	C/A	Pct.	Yards	TD	Int.	Long
2016	3	0	0	0	0	0	0
2015	11	11/25	.440	124	0	1	45
2014	1	3/4	.750	7	0	0	9
Totals	15	14/29	.483	131	0	1	45

Crest Jr.'s Rushing Statistics

Year	Games	Att.	Yards	Avg.	TD	Long
2016	3	4	10	2.5	0	9
2015	11	20	125	5.3	1	28
2014	1	5	27	5.4	1	13
Totals	15	29	144	5.0	2	28

Crest Jr.'s Receiving Statistics

Year	Games	No.	Yards	Avg.	TD	Long
2016	2	0	0	0	0	0
2015	11	4	29	7.2	0	9
2014	1	0	0	0	0	0
Totals	14	4	29	7.2	0	9



JOVON DURANTE

Height: 6-0 | Weight: 172 | Class: Sophomore
Last School: Miramar | Hometown: Hollywood, Fla.

2016 Notes

- ✓ Has played in 17 career games and started 13
- ✓ Season-high 83 receiving yards at Texas Tech
- ✓ Hauled in a career single-game best seven catches against Kansas State and tallied game-winning TD with a seven-yard, fourth-quarter reception
- ✓ Game-high six receptions in win vs. BYU

2016 Game-By-Game

Opponent	No.	Yards	Avg.	TDs	Long
Missouri	0	0	0	0	0
Youngstown St.	0	0	0	0	0
BYU	6	32	5.3	0	9
Kansas State	7	67	9.6	1	17
Texas Tech	4	83	20.8	0	51
Kansas					
TCU					
Oklahoma State					
Texas					
Oklahoma					
Iowa State					
Baylor					
Totals	17	182	1.7	1	51

2016 Single-Game Bests

Receptions 7 vs. Kansas State
 Receiving Yards 83 at Texas Tech
 Receiving Touchdowns 1 vs. Kansas State
 Long Reception 51 at Texas Tech

Career Bests

Receptions 7 vs. Kansas State (*16)
 Receiving Yards 121 vs. Georgia Southern (*15)
 Receiving Touchdowns 1 (6 times)
 Long Reception 57 vs. Georgia Southern (*15)

Durante's Receiving Statistics

Year	Games	No.	Yards	Avg.	TD	Long
2016	5	17	182	10.7	1	51
2015	12	24	378	15.8	5	57
Totals	17	41	560	13.7	6	57



SHELTON GIBSON

Height: 6-0 | Weight: 198 | Class: Redshirt Junior
Last School: Cleveland Heights | Hometown: Cleveland, Ohio

2016 Notes

- ✓ Has played in 30 games and started 18
- ✓ Ranks No. 13 nationally and No. 3 in the Big 12 in all-purpose yards with an 150.6 per game average
- ✓ Ranks No. 14 nationally and No. 1 in the Big 12 in yards per reception with 20.5 per catch average
- ✓ Ranks No. 19 nationally and No. 4 in the Big 12 in receiving yards per game with 94.4 avg.
- ✓ Ranks No. 13 in the Big 12 in receptions per game with 4.6 avg.
- ✓ Has seven career 100-yard receiving games
- ✓ Talled third straight 100-yard receiving game with game-high 104 yards on three catches against Kansas State
- ✓ Hauled in a 52-yard reception against the Wildcats, his second-longest catch of the season and his third reception of 50 yards or more in as many games
- ✓ Paced the field with 144 yards receiving on four catches in win vs. BYU; his second straight 100 yard receiving game
- ✓ Career day against Youngstown State, catching six passes, including two touchdowns, for a career-high 171 yards receiving, his fifth career 100-yard day; it was the 24th-best receiving day in program history

2016 Game-By-Game

Opponent	No.	Yards	Avg.	TDs	Long
Missouri	6	39	6.5	0	11
Youngstown St.	6	171	28.5	2	57
BYU	4	144	36.0	0	51
Kansas State	3	104	34.7	0	52
Texas Tech	4	14	3.5	0	8
Kansas					
TCU					
Oklahoma State					
Texas					
Oklahoma					
Iowa State					
Baylor					
Totals	23	472	20.5	2	57

2016 Single-Game Bests

Receptions 6 vs. Missouri, Youngstown State
Receiving Yards..... 171 vs. Youngstown State
Receiving Touchdowns..... 2 vs. Youngstown State
Long Reception 57 vs. Youngstown State

Career Bests

Receptions..... 6 (4 times)
Receiving Yards..... 171 vs. Youngstown State ('16)
Receiving Touchdowns..... 2 vs. Maryland ('15), vs. Youngstown State ('16)
Long Reception 70 at Baylor ('15)

Gibson's Receiving Statistics

Year	Games	No.	Yards	Avg.	TD	Long
2016	5	23	472	20.5	2	57
2015	13	37	887	24.0	9	70
2014	12	4	60	15.0	0	47
Totals	30	64	1419	22.2	11	70



SKYLER HOWARD

Height: 6-0 | Weight: 210 | Class: Senior
Last School: Riverside City Coll. | Hometown: Ft. Worth, Texas

2016 Notes

- ✓ Has played in 22 career games and started 20
- ✓ Ranks No. 4 in the Big 12 in yards per completion (13.36 avg.)
- ✓ Ranks No. 8 nationally and No. 3 in the Big 12 in total offense (357.0 avg.)
- ✓ Ranks No. 14 nationally and No. 4 in the Big 12 in completions per game (23.8 avg.)
- ✓ Ranks No. 11 nationally and No. 4 in the Big 12 in passing yards per game (318.0 avg.)
- ✓ Ranks No. 15 nationally and No. 3 in the Big 12 in completion percentage (.661)
- ✓ Ranks No. 16 nationally and No. 3 in the Big 12 in yards per pass attempt (8.83)
- ✓ Ranks No. 25 nationally and No. 5 in the Big 12 in passing efficiency (150.5)
- ✓ Ranks No. 7 in the Big 12 in points responsible for per game (13.2)
- ✓ Ranks No. 5 in the Big 12 in passing yards (1,590)
- ✓ Has completed seven passes of 50 yards or more this season, including one in each of the last four games
- ✓ Moved pass Major Harris on WVU's all-time passing TD list and shows 42 career passing TDs; needs one more to tie Oliver Luck and Chad Johnston for fifth place
- ✓ Threw one TD and ran for two more at Texas Tech for his first career multiple rushing TD game
- ✓ Finished with a career-high 41 pass attempts against Kansas State
- ✓ Talled a career-high 31 pass completions in win vs. BYU; also accounted for two TDs (one passing, one rushing)
- ✓ Matched a career high with five touchdown passes in win over Youngstown State; also completed 20 passes for season-high 389 yards
- ✓ Finished with a season-high 23 pass completions in 2016 opener vs. Missouri

2016 Game-By-Game

Opponent	Comp.	Att.	Int.	Pct.	Yards	TDs	Long
Missouri	23	35	1	.657	253	0	29
Youngstown St.	20	33	1	.606	389	5	57
BYU	31	40	1	.775	332	1	51
Kansas State	24	41	1	.585	298	1	52
Texas Tech	21	31	0	.677	318	1	53
Kansas							
TCU							
Oklahoma State							
Texas							
Oklahoma							
Iowa State							
Baylor							
Totals	119	180	4	.661	1590	8	57

2016 Single-Game Bests

Rushing Yards 89 at Texas Tech
Rushing Attempts 12 at Texas Tech
Rushing Touchdowns 2 at Texas Tech
Long Rush 20 vs. Missouri, at Texas Tech
Passing Attempts..... 41 vs. Kansas State
Passing Completions..... 31 vs. BYU
Passing Yards..... 389 vs. Youngstown State
Passing Touchdowns..... 5 vs. Youngstown State
Long Completion 57 vs. Youngstown State

Career Bests

Rushing Yards 129 at Kansas ('15)
Rushing Attempts 19 vs. Oklahoma State ('15)
Rushing Touchdowns 2 at Texas Tech ('16)
Long Rush 50 at Oklahoma ('15)
Passing Attempts..... 51 vs. Arizona State ('15)
Passing Completions..... 31 vs. BYU ('16)
Passing Yards..... 532 vs. Arizona State ('15)
Passing Touchdowns..... 5 vs. Arizona State ('15), vs. Youngstown State ('16)
Long Completion 70 at Baylor ('15)

Howard's Passing Statistics

Year	Games	C/A	Pct.	Yards	TD	Int.	Long
2016	5	119/180	.661	1590	8	4	57
2015	13	221/403	.548	3,145	26	14	70
2014	4	56/110	.509	829	8	0	53
Totals	22	396/693	.571	5564	42	18	70

Howard's Rushing Statistics

Year	Games	Att.	Yards	Avg.	TD	Long
2016	5	44	195	4.4	3	20
2015	13	157	502	3.2	6	50
2014	4	22	140	6.4	0	24
Totals	22	223	837	3.8	9	50



GARY JENNINGS

Height: 6-2 | Weight: 203 | Class: Sophomore
Last School: Colonial Forge | Hometown: Stafford, Va.

2016 Notes

- ✓ Has played in 18 career games
- ✓ Season-long 47-yard reception at Texas Tech

2016 Game-By-Game

Opponent	No.	Yards	Avg.	TDs	Long
Missouri	0	0	0	0	0
Youngstown St.	1	11	11.0	0	11
BYU	1	9	9.0	0	9
Kansas State	1	9	9.0	0	9
Texas Tech	1	47	47.0	0	47
Kansas					
TCU					
Oklahoma State					
Texas					
Oklahoma					
Iowa State					
Baylor					
Totals	4	76	19.0	0	47

2016 Single-Game Bests

Receptions.....1 (4 times)
 Receiving Yards.....47 at Texas Tech
 Receiving Touchdowns.....
 Long Reception.....47 at Texas Tech

Career Bests

Receptions.....4 vs. Liberty ('15)
 Receiving Yards.....68 vs. Arizona State ('15)
 Receiving Touchdowns.....1 vs. Arizona State ('15)
 Long Reception.....64 vs. Arizona State ('15)

Jennings' Receiving Statistics

Year	Games	No.	Yards	Avg.	TD	Long
2016	5	4	76	19.0	0	47
2015	13	7	116	16.6	1	64
Totals	18	11	192	17.5	1	64



DEVONTE MATHIS

Height: 6-1 | Weight: 221 | Class: Redshirt Senior
Last School: Miramar | Hometown: Miami, Fla.

2016 Notes

- ✓ Has played in 31 career games and started two
- ✓ Grabbed a career-long reception of 20 yards against Missouri

2016 Game-By-Game

Opponent	No.	Yards	Avg.	TDs	Long
Missouri	1	20	20.0	0	20
Youngstown St.	0	0	0	0	0
BYU	1	13	13.0	0	13
Kansas State	0	0	0	0	0
Texas Tech	0	0	0	0	0
Kansas					
TCU					
Oklahoma State					
Texas					
Oklahoma					
Iowa State					
Baylor					
Totals	2	33	16.5	0	20

2016 Single-Game Bests

Receptions.....1 vs. Missouri, vs. BYU
 Receiving Yards.....20 vs. Missouri
 Receiving Touchdowns.....
 Long Reception.....20 vs. Missouri

Career Bests

Receptions.....4 vs. William & Mary ('13)
 Receiving Yards.....44 vs. William & Mary ('13)
 Receiving Touchdowns.....
 Long Reception.....20 vs. Missouri ('16)

Mathis' Receiving Statistics

Year	Games	No.	Yards	Avg.	TD	Long
2016	5	2	33	16.5	0	20
2015	10	6	47	7.8	0	14
2014	8	0	0	0	0	0
2013	8	7	82	11.7	0	19
Totals	31	15	162	10.8	0	20



KENNEDY MCKOY

Height: 6-0 | Weight: 204 | Class: Freshman
Last School: North Davidson | Hometown: Lexington, N.C.

2016 Notes

- ✓ Played in five games as a true freshman
- ✓ Ran for a season-best 99 yards at Texas Tech; including season-long run of 38 yards
- ✓ Saw first career action against Missouri
- ✓ First career rush, reception and touchdown was against Youngstown State

2016 Game-By-Game

Opponent	Att.	Yds	Avg.	TDs	Long	Rec	Yds	TDs
Missouri	0	0	0	0	0	0	0	0
Youngstown St.	3	34	11.3	0	22	1	21	1
BYU	1	5	5.0	0	5	2	11	0
Kansas State	0	0	0	0	0	0	0	0
Texas Tech	4	99	24.8	0	38	0	0	0
Kansas								
TCU								
Oklahoma State								
Texas								
Oklahoma								
Iowa State								
Baylor								
Totals	8	138	17.2	0	38	3	32	1

2016 Single-Game Bests

Rushing Yards.....99 at Texas Tech
 Rushing Attempts.....4 at Texas Tech
 Rushing Touchdowns.....
 Long Rush.....38 at Texas Tech
 Receptions.....2 vs. BYU
 Receiving Yards.....21 vs. Youngstown State
 Receiving Touchdowns.....1 vs. Youngstown State
 Long Reception.....21 vs. Youngstown State

McKoy's Rushing Statistics

Year	Games	Att.	Yards	Avg.	TD	Long
2016	5	8	138	17.3	0	38

McKoy's Receiving Statistics

Year	Games	No.	Yards	Avg.	TD	Long
2016	5	3	32	10.7	1	21



RUSHEL SHELL III

Height: 5-10 | Weight: 225 | Class: Redshirt Senior
Last School: Pitt | Hometown: Hopewell, Pa.

2016 Notes

- ✓ Has played in 30 career games and started 16
- ✓ Tied for No. 10 on WVU's career rushing touchdown list with 20
- ✓ Ranks No. 9 in the Big 12 in rushing yards per game (69.6 avg.) and No. 11 in rushing yards (348)
- ✓ Scored two rushing TDs at Texas Tech for his fifth career game with two or more TDs
- ✓ Went over 100 yards rushing at Texas Tech for the first time this season and the first time since gaining 146 yards at Iowa State in 2014
- ✓ First two-TD game of 2016 in win vs. BYU
- ✓ Paced the field with 84 rushing yards in win over Youngstown State
- ✓ Finished second on team with 90 yards rushing against Missouri
- ✓ Hauled in a career-long reception of 22 yards against Missouri

2016 Game-By-Game

Opponent	Att.	Yds	Avg.	TDs	Long	Rec	Yds	TDs
Missouri	16	90	5.6	1	23	1	22	0
Youngstown St.	16	84	5.2	0	21	1	5	0
BYU	11	35	3.2	2	10	4	22	0
Kansas State	8	35	4.4	0	12	1	5	0
Texas Tech	21	104	5.0	2	14	1	2	0
Kansas								
TCU								
Oklahoma State								
Texas								
Oklahoma								
Iowa State								
Baylor								
Totals	72	348	4.8	5	23	8	56	0

2016 Single-Game Bests

Rushing Yards 104 at Texas Tech
 Rushing Attempts 21 at Texas Tech
 Rushing Touchdowns 2 vs. BYU, at Texas Tech
 Long Rush 23 vs. Missouri
 Receptions 4 vs. BYU
 Receiving Yards 22 vs. Missouri, vs. BYU
 Receiving Touchdowns
 Long Reception 22 vs. Missouri

Career Bests

Rushing Yards 146 at Iowa State ('14)
 Rushing Attempts 27 at Maryland ('14)
 Rushing Touchdowns 2 (5 times)
 Long Rush 54 at Iowa State ('14)
 Receptions 4 vs. Towson ('14), vs. BYU ('16)
 Receiving Yards 47 vs. Towson ('14)
 Receiving Touchdowns
 Long Reception 22 vs. Missouri ('16)

Shell's Rushing Statistics

Year	Games	Att.	Yards	Avg.	TD	Long
2016	5	72	348	4.8	5	23
2015	13	161	708	4.4	8	43
2014	12	176	788	4.5	7	54
Totals	30	409	1844	4.5	20	54

Shell's Receiving Statistics

Year	Games	No.	Yards	Avg.	TD	Long
2016	5	8	56	7.0	0	22
2015	13	16	101	6.3	0	17
2014	12	21	140	6.7	0	19
Totals	30	45	297	6.6	0	22



DAKIEL SHORTS JR.

Height: 6-1 | Weight: 202 | Class: Senior
Last School: Eastern Christian | Hometown: Clayton, N.J.

2016 Notes

- ✓ Has played in 42 career games and started 27
- ✓ Ranks No. 28 nationally and No. 5 in the Big 12 in receptions per game (6.0 avg.)
- ✓ Ranks No. 8 in the Big 12 in receiving yards per game (79.5)
- ✓ Finished with his second 100-yard receiving performance of the season at Texas Tech with three catches for 100 yards
- ✓ Had a season and career long 53-yard reception at Texas Tech
- ✓ His 31-yard catch against Kansas State was a season long and his longest reception since hauling in a 38 yard catch at TCU on Nov. 2, 2013
- ✓ Fourth-quarter TD reception vs. BYU proved to be the difference in the win
- ✓ Hauled in six passes for 93 yards, including an 11-yard TD, in win vs. Youngstown State
- ✓ In season opener against Missouri, caught eight passes for a career-best 131 yards, his first career 100-yard receiving game

2016 Game-By-Game

Opponent	No.	Yards	Avg.	TDs	Long
Missouri	8	131	16.4	0	29
Youngstown St.	6	93	15.5	1	22
BYU	5	22	4.4	1	9
Kansas State	5	72	14.4	0	31
Texas Tech	3	100	33.3	0	53
Kansas					
TCU					
Oklahoma State					
Texas					
Oklahoma					
Iowa State					
Baylor					
Totals	27	418	15.5	2	53

2016 Single-Game Bests

Receptions 8 vs. Missouri
 Receiving Yards 131 vs. Missouri
 Receiving Touchdowns 1 vs. Youngstown State, vs. BYU
 Long Reception 53 at Texas Tech

Career Bests

Receptions 9 vs. Texas Tech ('13)
 Receiving Yards 131 vs. Missouri ('16)
 Receiving Touchdowns 2 vs. Georgia State ('13)
 Long Reception 53 at Texas Tech ('16)

Shorts Jr.'s Receiving Statistics

Year	Games	No.	Yards	Avg.	TD	Long
2016	5	27	418	15.5	2	53
2015	13	45	528	11.7	5	29
2014	13	24	346	14.4	2	29
2013	12	45	495	11.0	2	38
Totals	43	141	1787	12.7	11	53



ELIJAHWELLMAN

Height: 6-1 | Weight: 240 | Class: Redshirt Junior
Last School: Spring Valley | Hometown: Huntington, W.Va.

2016 Notes

- ✓ Has played in 30 career games and started five

2016 Game-By-Game

Opponent	Att.	Yds	Avg.	TDs	Long	Rec	Yds	TDs
Missouri	3	22	7.3	0	11	0	0	0
Youngstown St.	3	6	2.0	0	4	0	0	0
BYU	0	0	0	0	0	1	4	0
Kansas State	0	0	0	0	0	1	4	0
Texas Tech	2	-2	-1.0	0	1	0	0	0
Kansas								
TCU								
Oklahoma State								
Texas								
Oklahoma								
Iowa State								
Baylor								
Totals	8	26	3.2	0	11	2	8	0

2016 Single-Game Bests

Rushing Yards 22 vs. Missouri
 Rushing Attempts 3 vs. Missouri, vs. Youngstown State
 Rushing Touchdowns
 Long Rush 11 vs. Missouri
 Receptions 1 vs. BYU, Kansas State
 Receiving Yards 4 vs. BYU, Kansas State
 Receiving Touchdowns
 Long Reception 4 vs. BYU, Kansas State

Career Bests

Rushing Yards 35 vs. Iowa State ('15)
 Rushing Attempts 5 at Kansas, vs. Iowa State ('15)
 Rushing Touchdowns 1 vs. Texas ('15)
 Long Rush 14 vs. Iowa State ('15)
 Receptions 1 (10 times)
 Receiving Yards 10 vs. Alabama ('14)
 Receiving Touchdowns 1 (3 times)
 Long Reception 10 vs. Alabama ('14)

Wellman's Rushing Statistics

Year	Games	Att.	Yards	Avg.	TD	Long
2016	5	8	26	3.2	0	11
2015	13	14	73	5.2	1	17
2014	12	2	4	2.0	0	2
Totals	30	24	103	4.3	1	17

Wellman's Receiving Statistics

Year	Games	No.	Yards	Avg.	TD	Long
2016	5	2	8	4.0	0	4
2015	13	5	16	3.1	2	7
2014	12	4	11	2.8	1	10
Totals	30	11	35	3.2	3	10



KA'RAUNWHITE

Height: 6-1 | Weight: 200 | Class: Redshirt Junior
Last School: Lackawanna College | Hometown: Macungie, Pa.

2016 Notes

- ✓ Has played in 14 career games and started seven
- ✓ Ranks No. 13 in the Big 12 in receptions per game (4.6)
- ✓ Hauled in a career single-game high seven receptions at Texas Tech
- ✓ Career outing in win vs. Youngstown State, catching five passes, a single-game career best, for 88 yards and one touchdown

2016 Game-By-Game

Opponent	No.	Yards	Avg.	TDs	Long
Missouri	2	32	16.0	0	25
Youngstown St.	5	88	17.6	1	53
BYU	4	39	9.75	0	19
Kansas State	5	35	7.0	0	13
Texas Tech	7	67	9.6	0	20
Kansas					
TCU					
Oklahoma State					
Texas					
Oklahoma					
Iowa State					
Baylor					
Totals	23	261	11.3	1	53

2016 Single-Game Bests

Receptions 7 at Texas Tech
 Receiving Yards 88 vs. Youngstown State
 Receiving Touchdowns 1 vs. Youngstown State
 Long Reception 53 vs. Youngstown State

Career Bests

Receptions 7 at Texas Tech ('16)
 Receiving Yards 116 vs. Arizona State ('15)
 Receiving Touchdowns 1 vs. Arizona State ('15), vs. Youngstown State ('16)
 Long Reception 64 vs. Arizona State ('15)

White's Receiving Statistics

Year	Games	No.	Yards	Avg.	TD	Long
2016	5	23	261	11.3	1	53
2015	9	15	275	18.3	0	53
Totals	14	38	536	14.1	1	53

WVU'S MULTI 100-YARD RECEIVING GAMES

Season	2 100-yard Receivers	3 100-yard Receivers	Total
2015	1	0	1
2014	3	0	3
2012	2	1	3
2011	3	1	4
1998	1	0	1
1997	1	0	1
1996	2	0	2
1995	2	0	2
1994	1	0	1
1993	2	0	2
1972	1	0	1

WVU'S MULTI 100-YARD RECEIVING GAMES

9/5/15	Georgia Southern Shelton Gibson (3/130/1) Jovon Durante (3/121/1)	W, 44-0
10/11/14	at Texas Tech Kevin White (13/123/1) Jordan Thompson (6/109/1)	W, 37-34
9/20/14	Oklahoma Kevin White (10/173/1) Mario Alford (7/101/1)	L, 33-45
9/13/14	at Maryland Kevin White (13/216/1) Mario Alford (11/131/2)	W, 40-37
12/1/12	Kansas Stedman Bailey (11/159/2) Tavon Austin (4/110/0)	W, 59-10
9/29/12	Baylor Stedman Bailey (13/303/5) Tavon Austin (14/215/2) J.D. Woods (13/114/1)	W, 70-63
9/15/12	James Madison Stedman Bailey (13/173/3) Tavon Austin (11/113/1)	W, 42-12
11/12/11	at Cincinnati Tavon Austin (9/126/0) Stedman Bailey (6/104/1)	W, 24-21
10/8/11	Connecticut Stedman Bailey (7/178/2) Ivan McCartney (6/131/0)	W, 43-16
9/24/11	LSU Tavon Austin (11/187/0) Stedman Bailey (8/115/1)	L, 21-47
9/17/11	at Maryland Tavon Austin (11/122/0) Stedman Bailey (8/113/1) Ivan McCartney (8/101/0)	W, 37-31
11/27/98	at Pitt Shawn Foreman (5/115/1) Khori Ivy (6/113/2)	W, 52-14
12/29/97	Georgia Tech Jerry Porter (4/124/2) Shawn Foreman (12/110/0)	L, 30-35
11/9/96	at Rutgers David Saunders (11/178/2) Shawn Foreman (6/164/2)	W, 55-14
10/5/96	Boston College David Saunders (8/191/1) Rahsaan Vanterpool (9/152/1)	W, 34-17
11/4/95	Rutgers David Saunders (8/149/2) Lovett Purnell (3/134/2)	W, 59-26
9/2/95	Purdue Lovett Purnell (8/149/0) David Saunders (6/130/0)	L, 24-26
10/15/94	at Pitt Rahsaan Vanterpool (9/205/2) Zach Abraham (6/180/2)	W, 47-41
11/6/93	Rutgers Mike Baker (8/172/2) Jay Kearney (4/106/0)	W, 58-22
9/18/93	at Maryland Mike Baker (8/126/1) Jay Kearney (3/104/1)	W, 42-37
9/23/72	at Virginia Marshall Mills (7/132/1) Danny Buggs (3/113/2)	W, 48-10



JUSTIN ARNDT

Height: 5-11 | Weight: 214 | Class: Redshirt Senior
Last School: Martinsburg | Hometown: Martinsburg, W.Va.

2016 Notes

- ✓ Has played in 40 career games with four starts
- ✓ Had a team-high-tying five tackles, three solo, at Texas Tech
- ✓ Led the team with 1.5 TFLs with a sack for a loss of 12 yards and totaled five tackles against Kansas State
- ✓ Recorded five tackles vs. BYU
- ✓ Had five tackles and assisted on a TFL vs. Youngstown State
- ✓ Recorded a team-high-tying eight tackles, six solo, with a team-best two TFLs and a sack, in his first career start against Missouri

2016 Game-By-Game

Opponent	UT/AT/TT	TFL	Sacks	FF	FR	Int	PBU
Missouri	6/2/8	2/11	1/9	0	0	0	0
Youngstown St.	3/2/5	0.5/1	0	0	0	0	0
BYU	2/3/5	0	0	0	0	0	0
Kansas State	1/4/5	1.5/13	1/12	0	0	0	0
Texas Tech	3/2/5	0	0	0	0	0	0
TCU							
Oklahoma State							
Kansas							
Texas							
Oklahoma							
Iowa State							
Baylor							
Totals	15/13/28	4/25	2/21	0	0	0	0

2016 Season-Game Bests

Unassisted Tackles..... 6 vs. Missouri
Assisted Tackles..... 4 vs. Kansas State
Total Tackles..... 8 vs. Missouri
Tackles For Loss..... 2 vs. Missouri
Sacks..... 1 vs. Missouri, vs. Kansas State
Forced Fumbles.....
Fumble Recoveries.....
Interceptions.....
Pass Breakups.....

Career Bests

Unassisted Tackles..... 6 vs. Missouri ('16)
Assisted Tackles..... 4 vs. Kansas State ('16)
Total Tackles..... 8 vs. Missouri ('16)
Tackles For Loss..... 2 vs. Missouri ('16)
Sacks..... 1 vs. Missouri ('16), vs. Kansas State ('16)
Forced Fumbles..... 1 vs. Kansas State ('14)
Fumble Recoveries..... 1 vs. Texas ('15)
Interceptions.....
Pass Breakups.....

Arndt's Defensive Statistics

Year	GP	T/A/TT	TFL	Sacks	INT	PB	FF	FR
2016	5	15/13/28	4/25	2/21	0	0	0	0
2015	13	5/5/10	0	0	0	0	0	1
2014	13	9/3/12	0	0	0	0	1	0
2013	9	3/2/5	0	0	0	0	0	0
Totals	40	32/23/55	4/25	2/21	0	0	1	1



TOYOUS AVERY

Height: 5-10 | Weight: 200 | Class: Redshirt Sophomore
Last School: Coffeyville CC | Hometown: Covington, Ga.

2016 Notes

- ✓ Has played in two career games
- ✓ Had four solo tackles and a pass-breakup in his career debut against Missouri

2016 Game-By-Game

Opponent	UT/AT/TT	TFL	Sacks	FF	FR	Int	PBU
Missouri	4/0/4	0	0	0	0	0	1
Youngstown St.	1/0/1	0	0	0	0	0	0
BYU			DNP				
Kansas State			DNP				
Texas Tech	0/0/0	0	0	0	0	0	0
TCU							
Oklahoma State							
Kansas							
Texas							
Oklahoma							
Iowa State							
Baylor							
Totals	5/0/5	0	0	0	0	0	1

2016 Season-Game Bests

Unassisted Tackles..... 4 vs. Missouri
Assisted Tackles.....
Total Tackles..... 4 vs. Missouri
Tackles For Loss.....
Sacks.....
Forced Fumbles.....
Fumble Recoveries.....
Interceptions.....
Pass Breakups..... 1 vs. Missouri

Avery's Defensive Statistics

Year	GP	T/A/TT	TFL	Sacks	INT	PB	FF	FR
2016	2	5/0/5	0	0	0	1	0	0



AL-RASHEED BENTON

Height: 6-1 | Weight: 237 | Class: Redshirt Junior
Last School: Shabazz | Hometown: Newark, N.J.

2016 Notes

- ✓ Has played in 31 career games and started six
- ✓ Ranks No. 11 in the Big 12 in interceptions
- ✓ Had a team-high-tying five tackles, three solo, at Texas Tech
- ✓ Recorded six tackles against Kansas State
- ✓ Assisted on three tackles and had a QB-hurry vs. BYU
- ✓ Was second on the team with seven tackles and had his first career interception against Youngstown State
- ✓ Notched five tackles, four solo, against Missouri

2016 Game-By-Game

Opponent	UT/AT/TT	TFL	Sacks	FF	FR	Int	PBU
Missouri	4/1/5	0	0	0	0	0	0
Youngstown St.	6/1/7	0	0	0	0	1/13	0
BYU	0/3/3	0	0	0	0	0	0
Kansas State	4/2/6	0	0	0	0	0	0
Texas Tech	3/2/5	0	0	0	0	0	0
TCU							
Oklahoma State							
Kansas							
Texas							
Oklahoma							
Iowa State							
Baylor							
Totals	17/9/26	0	0	0	0	1/13	0

2016 Season-Game Bests

Unassisted Tackles..... 6 vs. Youngstown State
Assisted Tackles..... 3 vs. BYU
Total Tackles..... 7 vs. Youngstown State
Tackles For Loss.....
Sacks.....
Forced Fumbles.....
Fumble Recoveries.....
Interceptions..... 1 vs. Youngstown State
Pass Breakups.....

Career Bests

Unassisted Tackles..... 6 vs. Youngstown State ('16)
Assisted Tackles..... 3 at TCU ('15), vs. BYU ('16)
Total Tackles 7 vs. Liberty ('15), vs. Youngstown State ('16)
Tackles For Loss..... 2 vs. Liberty ('15)
Sacks.....
Forced Fumbles.....
Fumble Recoveries.....
Interceptions..... 1 vs. Youngstown State ('16)
Pass Breakups.....

Benton's Defensive Statistics

Year	GP	T/A/TT	TFL	Sacks	INT	PB	FF	FR
2016	5	17/9/26	0	0	1/13	0	0	0
2015	13	14/7/21	4/8	0	0	0	0	0
2014	13	3/3/6	0	0	0	0	0	0
Totals	31	34/19/53	4/8	0	1/13	0	0	0



CHRISTIAN BROWN

Height: 6-2 | Weight: 305 | Class: Redshirt Senior
Last School: Bridgeton | Hometown: Ft. Myers, Fla.

2016 Notes

- ✓ Has played in 45 career games and started 19
- ✓ Ranks No. 59 nationally and No. 5 in the Big 12 in fumbles recovered
- ✓ Recorded a sack with four total tackles at Texas Tech
- ✓ Notched a TFL and three total tackles against Kansas State
- ✓ Had a tackle and a pass break-up against BYU
- ✓ Had two tackles, including a TFL, vs. Youngstown State
- ✓ Recovered his first career fumble and recorded three tackles, one solo, against Missouri

2016 Game-By-Game

Opponent	UT/AT/TT	TFL	Sacks	FF	FR	Int	PBU
Missouri	1/2/3	0	0	0	1/0	0	0
Youngstown St.	2/0/2	1/1	0	0	0	0	0
BYU	0/1/1	0	0	0	0	0	1
Kansas State	2/1/3	1/3	0	0	0	0	0
Texas Tech	3/1/4	1/5	1/5	0	0	0	0
TCU							
Oklahoma State							
Kansas							
Texas							
Oklahoma							
Iowa State							
Baylor							
Totals	8/5/13	3/9	1/5	0	1/0	0	1

2016 Season-Game Bests

Unassisted Tackles..... 3 at Texas Tech
 Assisted Tackles..... 2 vs. Missouri
 Total Tackles..... 4 at Texas Tech
 Tackles For Loss..... 1 vs. YSU, vs. Kansas State, at Texas Tech
 Sacks..... 1 at Texas Tech
 Forced Fumbles.....
 Fumble Recoveries..... 1 vs. Missouri
 Interceptions.....
 Pass Breakups..... 1 vs. BYU

Career Bests

Unassisted Tackles..... 5 vs. Texas A&M ('14)
 Assisted Tackles..... 3 at TCU ('15)
 Total Tackles..... 7 vs. Texas A&M ('14)
 Tackles For Loss..... 1.5 vs. Iowa State ('15)
 Sacks..... 1 (3 times)
 Forced Fumbles..... 1 vs. Oklahoma ('12)
 Fumble Recoveries..... 1 vs. Missouri ('16)
 Interceptions.....
 Pass Breakups..... 1 at Maryland ('14), vs. BYU ('16)

Brown's Defensive Statistics

Year	GP	T/A/TT	TFL	Sacks	INT	PB	FF	FR
2016	5	8/5/13	3/9	1/5	0	1	0	1/0
2015	13	24/9/33	4.5/20	2/15	0	0	0	0
2014	12	13/8/21	0	0	0	1	0	0
2013	4	1/2/3	0	0	0	0	0	0
2012	11	7/3/11	2/2	0	0	0	1	0
Totals	45	54/27/81	9.5/31	3/20	0	2	1	1/0



ANTONIO CRAWFORD

Height: 5-10 | Weight: 185 | Class: Redshirt Senior
Last School: Miami | Hometown: Tampa, Fla.

2016 Notes

- ✓ Has played in four career games at WVU with three starts
- ✓ Had a solo tackle at Texas Tech
- ✓ Had three solo tackles and a pass break-up vs. BYU
- ✓ Recorded three solo tackles, including a TFL, with two pass breakups, vs. Youngstown State
- ✓ Led the team with eight tackles, all solo, in his WVU debut against Missouri

2016 Game-By-Game

Opponent	UT/AT/TT	TFL	Sacks	FF	FR	Int	PBU
Missouri	8/0/8	0	0	0	0	0	1
Youngstown St.	3/0/3	1/3	0	0	0	0	2
BYU	3/0/3	0	0	0	0	0	1
Kansas State			DNP				
Texas Tech	1/0/1	0	0	0	0	0	0
TCU							
Oklahoma State							
Kansas							
Texas							
Oklahoma							
Iowa State							
Baylor							
Totals	15/0/15	1/3	0	0	0	0	4

2016 Season-Game Bests

Unassisted Tackles..... 8 vs. Missouri
 Assisted Tackles.....
 Total Tackles..... 8 vs. Missouri
 Tackles For Loss..... 1 vs. Youngstown State
 Sacks.....
 Forced Fumbles.....
 Fumble Recoveries.....
 Interceptions.....
 Pass Breakups..... 2 vs. Youngstown State

Crawford's Defensive Statistics

Year	GP	T/A/TT	TFL	Sacks	INT	PB	FF	FR
2016	4	15/0/15	1/3	0	0	4	0	0



RASUL DOUGLAS

Height: 6-2 | Weight: 203 | Class: Redshirt Senior
Last School: Nassau CC | Hometown: East Orange, N.J.

2016 Notes

- ✓ Has played in 16 career games with four starts
- ✓ Ranks No. 3 in the Big 12 and is No. 36 nationally in passes defended
- ✓ Ranks No. 50 in the NCAA and No. 3 in the Big 12 in interceptions
- ✓ Ranks No. 19 in the Big 12 in tackles
- ✓ Had his first career sack with three tackles at Texas Tech
- ✓ Had an interception, assisted on a TFL and recorded five tackles against Kansas State
- ✓ Had his second career interception and returned it 54 yards for a touchdown and added six tackles vs. BYU
- ✓ Led the team with a career-best 11 tackles, nine solo, and assisted on a TFL and added two pass breakups against Youngstown State
- ✓ Had a career-high-tying three tackles, all solo, vs. Missouri

2016 Game-By-Game

Opponent	UT/AT/TT	TFL	Sacks	FF	FR	Int	PBU
Missouri	3/0/3	0	0	0	0	0	1
Youngstown St.	9/2/11	0.5/0	0	0	0	0	2
BYU	1/5/6	0	0	0	0	1-54	0
Kansas State	3/2/5	0.5/1	0	0	0	1-0	1
Texas Tech	3/0/3	1/11	1/11	0	0	0	0
TCU							
Oklahoma State							
Kansas							
Texas							
Oklahoma							
Iowa State							
Baylor							
Totals	19/9/28	2/12	1/11	0	0	2-54	4

2016 Season-Game Bests

Unassisted Tackles..... 9 vs. Youngstown State
 Assisted Tackles..... 5 vs. BYU
 Total Tackles..... 11 vs. Youngstown State
 Tackles For Loss..... 1 at Texas Tech
 Sacks..... 1 at Texas Tech
 Forced Fumbles.....
 Fumble Recoveries.....
 Interceptions..... 1 vs. BYU, vs. Kansas State
 Pass Breakups..... 2 vs. Youngstown State

Career Bests

Unassisted Tackles..... 9 vs. Youngstown State ('16)
 Assisted Tackles..... 5 vs. BYU ('16)
 Total Tackles..... 11 vs. Youngstown State ('16)
 Tackles For Loss..... 1 at Texas Tech ('16)
 Sacks..... 1 at Texas Tech ('16)
 Forced Fumbles..... 1 at Baylor ('15)
 Fumble Recoveries..... 1 at Baylor ('15)
 Interceptions..... 1 (3 times)
 Pass Breakups..... 2 vs. Youngstown State ('16)

Douglas' Defensive Statistics

Year	GP	T/A/TT	TFL	Sacks	INT	PB	FF	FR
2016	5	19/9/28	2/12	1/11	2	4	0	0
2015	11	6/2/8	0	0	1	1	1	0
Totals	16	25/11/36	2/12	1/11	3	5	1	0



MAURICE FLEMING

Height: 5-11 | Weight: 203 | Class: Redshirt Senior
Last School: Iowa | Hometown: Chicago, Ill

2016 Notes

- ✓ Has played in five career games at WVU with two starts
- ✓ Tied for No. 5 in the Big 12 in forced fumbles
- ✓ Tied for No. 10 in the Big 12 in interceptions
- ✓ Recorded three tackles at Texas Tech
- ✓ Had three tackles against Kansas State
- ✓ Forced a fumble, had a game-saving interception and added seven tackles, all career-bests, against BYU
- ✓ Recorded a pair of solo tackles and a pass breakup against Youngstown State
- ✓ Had a tackle in his career debut against Missouri

2016 Game-By-Game

Opponent	UT/AT/TT	TFL	Sacks	FF	FR	Int	PBU
Missouri	1/0/1	0	0	0	0	0	0
Youngstown St.	2/0/2	0	0	0	0	0	1
BYU	6/1/7	0	0	1	0	1-2	1
Kansas State	2/1/3	0	0	0	0	0	0
Texas Tech	3/0/3	0	0	0	0	0	0
TCU							
Oklahoma State							
Kansas							
Texas							
Oklahoma							
Iowa State							
Baylor							
Totals	14/2/16	0	0	1	0	1-2	2

2016 Season-Game Bests

Unassisted Tackles..... 6 vs. BYU
Assisted Tackles..... 1 vs. BYU, vs. Kansas State
Total Tackles..... 7 vs. BYU
Tackles For Loss.....
Sacks.....
Forced Fumbles..... 1 vs. BYU
Fumble Recoveries.....
Interceptions..... 1 vs. BYU
Pass Breakups..... 1 vs. Youngstown State, vs. BYU

Fleming's Defensive Statistics

Year	GP	T/A/TT	TFL	Sacks	INT	PB	FF	FR
2016	5	14/2/16	0	0	1	2	1	0



JARROD HARPER

Height: 6-0 | Weight: 210 | Class: Redshirt Senior
Last School: Mountain Ridge | Hometown: Frostburg, Md.

2016 Notes

- ✓ Has played in 43 career games with 14 starts
- ✓ Tied for No. 11 in the Big 12 in interceptions
- ✓ Notched four tackles, all solo, at Texas Tech
- ✓ Led the team with a career-high-tying eight tackles, six solo, vs. Kansas State
- ✓ Second on the team with a career-best eight tackles vs. BYU
- ✓ Third on the team with six tackles vs. Youngstown State
- ✓ Recorded four solo tackles and a pass breakup vs. Missouri

2016 Game-By-Game

Opponent	UT/AT/TT	TFL	Sacks	FF	FR	Int	PBU
Missouri	4/0/4	0	0	0	0	0	1
Youngstown St.	5/1/6	0	0	0	0	0	0
BYU	3/5/8	0	0	0	0	0	0
Kansas State	6/2/8	0	0	0	0	0	0
Texas Tech	4/0/4	0	0	0	0	0	0
TCU							
Oklahoma State							
Kansas							
Texas							
Oklahoma							
Iowa State							
Baylor							
Totals	22/8/30	0	0	0	0	0	1

2016 Season-Game Bests

Unassisted Tackles..... 6 vs. Kansas State
Assisted Tackles..... 5 vs. BYU
Total Tackles..... 8 vs. BYU, vs. Kansas State
Tackles For Loss.....
Sacks.....
Forced Fumbles.....
Fumble Recoveries.....
Interceptions.....
Pass Breakups..... 1 vs. Missouri

Career Bests

Unassisted Tackles..... 6 vs. Kansas State ('16)
Assisted Tackles..... 5 vs. BYU ('16)
Total Tackles..... 8 vs. BYU ('16), vs. Kansas State ('16)
Tackles For Loss..... 1 (4 times)
Sacks..... 1 vs. Towson ('14)
Forced Fumbles..... 1 at Kansas ('13)
Fumble Recoveries..... 1 at Kansas ('15)
Interceptions.....
Pass Breakups..... 2 vs. OSU ('15), vs. TCU ('15)

Harper's Defensive Statistics

Year	GP	T/A/TT	TFL	Sacks	INT	PB	FF	FR
2016	5	22/8/30	0	0	0	1	0	0
2015	13	29/7/36	3/10	0	0	4	0	1
2014	13	9/4/13	1/9	1/9	0	0	0	0
2013	12	6/4/10	0	0	0	0	1	0
Totals	43	66/23/89	4/19	1/9	0	5	1	1



DARRIEN HOWARD

Height: 6-1 | Weight: 300 | Class: Senior
Last School: Chaminade-Julienne | Hometown: Dayton, Ohio.

2016 Notes

- ✓ Has played in 30 career games with five starts
- ✓ Forced his first career fumble, had a career-best two TFLs, including a sack for a loss of 22 yards at Texas Tech
- ✓ Tied a career best with a TFL and four solo tackles vs. Kansas State
- ✓ Notched four tackles against BYU
- ✓ Earned his first career start and had six tackles, four solo, against Missouri

2016 Game-By-Game

Opponent	UT/AT/TT	TFL	Sacks	FF	FR	Int	PBU
Missouri	4/2/6	0	0	0	0	0	0
Youngstown St.	0/1/1	0	0	0	0	0	0
BYU	1/3/4	0	0	0	0	0	0
Kansas State	4/0/4	1/1	0	0	0	0	0
Texas Tech	3/1/4	2/23	1/22	1	0	0	0
TCU							
Oklahoma State							
Kansas							
Texas							
Oklahoma							
Iowa State							
Baylor							
Totals	12/7/19	3/24	1/22	1	0	0	0

2016 Season-Game Bests

Unassisted Tackles..... 4 vs. Missouri, vs. Kansas State
Assisted Tackles..... 3 vs. BYU
Total Tackles..... 6 vs. Missouri
Tackles For Loss..... 2 at Texas Tech
Sacks..... 1 at Texas Tech
Forced Fumbles..... 1 at Texas Tech
Fumble Recoveries.....
Interceptions.....
Pass Breakups.....

Career Bests

Unassisted Tackles.... 4 vs. Missouri ('16), vs. Kansas State ('16)
Assisted Tackles..... 3 vs. BYU ('16)
Total Tackles..... 6 vs. Missouri ('16)
Tackles For Loss..... 2 at Texas Tech
Sacks..... 1 vs. Maryland ('15), at Texas Tech ('16)
Forced Fumbles..... 1 at Texas Tech ('16)
Fumble Recoveries.....
Interceptions.....
Pass Breakups..... 1 vs. Liberty ('15)

Howard's Defensive Statistics

Year	GP	T/A/TT	TFL	Sacks	INT	PB	FF	FR
2016	5	12/7/19	3/24	1/22	0	0	1	0
2015	13	13/3/16	3/12	1/3	0	1	0	0
2014	8	2/2/4	0.5/11	0	0	0	0	0
2013	4	4/2/6	0	0	0	0	0	0
Totals	30	31/14/45	6.5/37	2/25	0	1	1	0



NANA KYEREMEH

Height: 5-10 | Weight: 191 | Class: Redshirt Senior
Last School: Thomas Worthington | Hometown: Worthington, Ohio.

2016 Notes

- ✓ Has played in 35 career games
- ✓ Recorded three tackles against Kansas State
- ✓ Had a season-best four tackles against BYU
- ✓ Had a solo tackle and a pass breakup vs. Missouri

2016 Game-By-Game

Opponent	UT/AT/TT	TFL	Sacks	FF	FR	Int	PBU
Missouri	1/0/1	0	0	0	0	0	1
Youngstown St.	1/0/1	0	0	0	0	0	0
BYU	2/2/4	0	0	0	0	0	0
Kansas State	2/1/3	0	0	0	0	0	0
Texas Tech	0/0/0	0	0	0	0	0	0
TCU							
Oklahoma State							
Kansas							
Texas							
Oklahoma							
Iowa State							
Baylor							
Totals	6/3/9	0	0	0	0	0	1

2016 Season-Game Bests

Unassisted Tackles..... 2 vs. BYU, vs. Kansas State
 Assisted Tackles..... 2 vs. BYU
 Total Tackles..... 4 vs. BYU
 Tackles For Loss.....
 Sacks.....
 Forced Fumbles.....
 Fumble Recoveries.....
 Interceptions.....
 Pass Breakups..... 1 vs. Missouri

Career Bests

Unassisted Tackles..... 5 at TCU ('15)
 Assisted Tackles .2 vs. James Madison ('12), vs. BYU ('16)
 Total Tackles..... 5 at TCU ('15), at Kansas ('15)
 Tackles For Loss..... 0.5 vs. Georgia Southern ('15)
 Sacks.....
 Forced Fumbles..... 1 vs. Texas ('15)
 Fumble Recoveries..... 1 vs. TCU ('12)
 Interceptions..... 1 vs. Kansas ('15)
 Pass Breakups..... 1 (4 times)

Kyeremeh's Defensive Statistics

Year	GP	T/A/TT	TFL	Sacks	INT	PB	FF	FR
2016	5	6/3/9	0	0	0	1	0	0
2015	13	15/5/20	0.5/1	0	1	1	1	0
2014	4	1/0/1	0	0	0	0	0	0
2012	13	11/5/16	0	0	0	2	0	1
Totals	35	33/13/46	0.5/1	0	1	4	1	1



DAVID LONG

Height: 5-11 | Weight: 223 | Class: Redshirt Freshman
Last School: Winton Woods | Hometown: Cincinnati, Ohio

2016 Notes

- ✓ Has played in five career games with two starts
- ✓ Notched a career-best five tackles and assisted on a TFL at Texas Tech
- ✓ Made his first career start and had a TFL for a loss of six yards with three solo tackles against Kansas State
- ✓ Recorded two tackles against BYU
- ✓ Had four solo tackles in his career debut against Missouri

2016 Game-By-Game

Opponent	UT/AT/TT	TFL	Sacks	FF	FR	Int	PBU
Missouri	4/0/4	0	0	0	0	0	0
Youngstown St.	0/0/0	0	0	0	0	0	0
BYU	0/2/2	0	0	0	0	0	0
Kansas State	3/0/3	1/6	0	0	0	0	0
Texas Tech	3/2/5	0.5/1	0	0	0	0	0
TCU							
Oklahoma State							
Kansas							
Texas							
Oklahoma							
Iowa State							
Baylor							
Totals	10/4/14	1.5/7	0	0	0	0	0

2016 Season-Game Bests

Unassisted Tackles..... 4 vs. Missouri
 Assisted Tackles..... 2 vs. BYU, at Texas Tech
 Total Tackles..... 5 at Texas Tech
 Tackles For Loss..... 1 vs. Kansas State
 Sacks.....
 Forced Fumbles.....
 Fumble Recoveries.....
 Interceptions.....
 Pass Breakups.....

Long's Defensive Statistics

Year	GP	T/A/TT	TFL	Sacks	INT	PB	FF	FR
2016	5	10/4/14	1.5/7	0	0	0	0	0



NOBLE WACHUKWU

Height: 6-2 | Weight: 275 | Class: Redshirt Senior
Last School: Wylie | Hometown: Wylie, Texas

2016 Notes

- ✓ Has played in 40 career games and started 31
- ✓ Had a TFL for a loss of four yards with two tackles at Texas Tech
- ✓ Picked up a sack and three total tackles against K-State
- ✓ Had a sack for a loss of six yards and three tackles vs. BYU
- ✓ Recorded four solo tackles against Youngstown State
- ✓ Had a solo tackle against Missouri

2016 Game-By-Game

Opponent	UT/AT/TT	TFL	Sacks	FF	FR	Int	PBU
Missouri	1/0/1	0	0	0	0	0	0
Youngstown St.	4/0/4	0	0	0	0	0	0
BYU	2/1/3	1/6	1/6	0	0	0	0
Kansas State	3/0/3	1/2	1/2	0	0	0	0
Texas Tech	2/0/2	1/4	0	0	0	0	0
TCU							
Oklahoma State							
Kansas							
Texas							
Oklahoma							
Iowa State							
Baylor							
Totals	12/1/13	3/12	2/8	0	0	0	0

2016 Season-Game Bests

Unassisted Tackles..... 4 vs. Youngstown State
 Assisted Tackles..... 1 vs. BYU
 Total Tackles..... 4 vs. Youngstown State
 Tackles For Loss..... 1 vs. BYU, vs. Kansas State
 Sacks..... 1 vs. BYU, vs. Kansas State
 Forced Fumbles.....
 Fumble Recoveries.....
 Interceptions.....
 Pass Breakups.....

Career Bests

Unassisted Tackles..... 6 at Kansas State ('15)
 Assisted Tackles..... 5 vs. Alabama ('14)
 Total Tackles..... 7 at TCU ('15)
 Tackles For Loss..... 3 vs. Texas ('15), at K-State ('15)
 Sacks..... 3 vs. Texas ('15)
 Forced Fumbles..... 1 vs. Georgia Southern ('15)
 Fumble Recoveries.....
 Interceptions.....
 Pass Breakups..... 1 (5 times)

Nwachukwu's Defensive Statistics

Year	GP	T/A/TT	TFL	Sacks	INT	PB	FF	FR
2016	5	12/1/13	3/12	2/8	0	0	0	0
2015	13	37/10/47	13/52	8.5/46	0	1	1	0
2014	13	21/13/34	8/30	2/16	0	4	0	0
2013	9	4/1/5	1/8	1/8	0	0	1	0
Totals	40	71/25/96	25/102	13.5/78	0	5	2	0



XAVIER PRESTON

Height: 6-2 | Weight: 240 | Class: Junior
Last School: Jensen Beach | Hometown: Stuart, Fla.

2016 Notes

- ✓ Has played in 26 career games
- ✓ Assisted on a tackle at Texas Tech
- ✓ Had a QB hurry against Kansas State
- ✓ Recorded a solo tackle vs. BYU
- ✓ Made his season debut and had a pair of solo tackles vs. Youngstown State

2016 Game-By-Game

Opponent	UT/AT/TT	TFL	Sacks	FF	FR	Int	PBU
Missouri			DNP				
Youngstown St.	2/0/2	0	0	0	0	0	0
BYU	1/0/1	0	0	0	0	0	0
Kansas State	0	0	0	0	0	0	0
Texas Tech	0/1/1	0	0	0	0	0	0
TCU							
Oklahoma State							
Kansas							
Texas							
Oklahoma							
Iowa State							
Baylor							
Totals	3/1/4	0	0	0	0	0	0

2016 Season-Game Bests

Unassisted Tackles.....2 vs. Youngstown State
Assisted Tackles.....1 at Texas Tech
Total Tackles.....2 vs. Youngstown State
Tackles For Loss.....
Sacks.....
Forced Fumbles.....
Fumble Recoveries.....
Interceptions.....
Pass Breakups.....

Career Bests

Unassisted Tackles.....3 at Baylor ('15)
Assisted Tackles.....3 at Baylor ('15)
Total Tackles.....6 at Baylor ('15)
Tackles For Loss.....2 at Baylor ('15)
Sacks.....
Forced Fumbles.....
Fumble Recoveries.....
Interceptions.....
Pass Breakups.....

Preston's Defensive Statistics

Year	GP	T/A/TT	TFL	Sacks	INT	PB	FF	FR
2016	4	3/1/4	0	0	0	0	0	0
2015	13	10/8/18	3/7	0	0	0	0	0
2014	9	1/1/2	0	0	0	0	0	0
Totals	26	14/10/24	3/7	0	0	0	0	0



KHAIRI SHARIF

Height: 5-8 | Weight: 184 | Class: Redshirt Senior
Last School: Cisco JC | Hometown: Houston, Texas

2016 Notes

- ✓ Has played in 18 career games
- ✓ Ranks No. 59 nationally and No. 5 in the Big 12 in fumbles recovered
- ✓ Notched a solo tackle against Texas Tech
- ✓ Recovered first career fumble and added a solo tackle vs. BYU
- ✓ Had two solo tackles against Missouri

2016 Game-By-Game

Opponent	UT/AT/TT	TFL	Sacks	FF	FR	Int	PBU
Missouri	2/0/2	0	0	0	0	0	0
Youngstown St.	1/0/1	0	0	0	0	0	0
BYU	1/0/1	0	0	0	1/0	0	0
Kansas State	0/0/0	0	0	0	0	0	0
Texas Tech	1/0/1	0	0	0	0	0	0
TCU							
Oklahoma State							
Kansas							
Texas							
Oklahoma							
Iowa State							
Baylor							
Totals	5/0/5	0	0	0	1/0	0	0

2016 Season-Game Bests

Unassisted Tackles.....2 vs. Missouri
Assisted Tackles.....
Total Tackles.....2 vs. Missouri
Tackles For Loss.....
Sacks.....
Forced Fumbles.....
Fumble Recoveries.....1 vs. BYU
Interceptions.....
Pass Breakups.....

Career Bests

Unassisted Tackles.....2 vs. Missouri ('16)
Assisted Tackles.....1 at TCU ('15)
Total Tackles.....2 vs. Missouri ('16)
Tackles For Loss.....at TCU ('15)
Sacks.....
Forced Fumbles.....
Fumble Recoveries.....1 vs. BYU ('16)
Interceptions.....
Pass Breakups.....

Sharif's Defensive Statistics

Year	GP	T/A/TT	TFL	Sacks	INT	PB	FF	FR
2016	5	5/0/5	0	0	0	0	0	1/0
2015	13	5/1/6	0	0	0	0	0	0
Totals	18	10/1/11	0	0	0	0	0	1/0



ADAM SHULER II

Height: 6-4 | Weight: 267 | Class: Redshirt Freshman
Last School: Lyman | Hometown: Longwood, Fla.

2016 Notes

- ✓ Has played in five career games
- ✓ Ranks No. 5 in the Big 12 in forced fumbles
- ✓ Recorded a pair of tackles at Texas Tech
- ✓ Notched a career-best eight tackles against BYU
- ✓ Had six tackles, five solo, and forced a fumble in his career debut against Missouri

2016 Game-By-Game

Opponent	UT/AT/TT	TFL	Sacks	FF	FR	Int	PBU
Missouri	5/1/6	0	0	1	0	0	0
Youngstown St.	0/0/0	0	0	0	0	0	0
BYU	3/5/8	0	0	0	0	0	0
Kansas State	0/1/1	0	0	0	0	0	0
Texas Tech	1/1/2	0	0	0	0	0	0
TCU							
Oklahoma State							
Kansas							
Texas							
Oklahoma							
Iowa State							
Baylor							
Totals	9/8/17	0	0	1	0	0	0

2016 Season-Game Bests

Unassisted Tackles.....5 vs. Missouri
Assisted Tackles.....5 vs. BYU
Total Tackles.....8 vs. BYU
Tackles For Loss.....
Sacks.....
Forced Fumbles.....1 vs. Missouri
Fumble Recoveries.....
Interceptions.....
Pass Breakups.....

Shuler's Defensive Statistics

Year	GP	T/A/TT	TFL	Sacks	INT	PB	FF	FR
2016	5	9/8/17	0	0	0	0	1	0



JEREMY TYLER

Height: 5-11 | Weight: 207 | Class: Senior
Last School: Martin Luther King | Hometown: Lithonia, Ga.

2016 Notes

- ✓ Has played in 38 career games and started six
- ✓ Tied for No. 11 in the Big 12 in interceptions
- ✓ Tied for the team lead with five tackles at Texas Tech
- ✓ Had a TFL and six total tackles against Kansas State
- ✓ Forced a fumble, had an interception and added four tackles and a pass breakup vs. BYU
- ✓ Had five solo tackles vs. Youngstown State
- ✓ Had five tackles, four solo, against Missouri

2016 Game-By-Game

Opponent	UT/AT/TT	TFL	Sacks	FF	FR	Int	PBU
Missouri	4/1/5	0	0	0	0	0	1
Youngstown St.	5/0/5	0	0	0	0	0	1
BYU	3/1/4	0	0	1	0	1/0	1
Kansas State	5/1/6	1/3	0	0	0	0	0
Texas Tech	4/1/5	0	0	0	0	0	0
TCU							
Oklahoma State							
Kansas							
Texas							
Oklahoma							
Iowa State							
Baylor							
Totals	21/4/25	1/3	0	1	0	1/0	3

2016 Season-Game Bests

Unassisted Tackles.....5 vs. YSU, vs. K-State
 Assisted Tackles..... 1 vs. Missouri, vs. BYU, vs. K-State
 Total Tackles.....6 vs. K-State
 Tackles For Loss.....1 vs. K-State
 Sacks.....
 Forced Fumbles.....1 vs. BYU
 Fumble Recoveries.....
 Interceptions..... 1 vs. BYU
 Pass Breakups..... 1 (3 times)

Career Bests

Unassisted Tackles..... 7 vs. Iowa State (*13)
 Assisted Tackles..... 3 vs. Iowa State (*13)
 Total Tackles.....10 vs. Iowa State (*13)
 Tackles For Loss.....2.5 vs. Iowa State (*13)
 Sacks.....
 Forced Fumbles..... 1 (3 times)
 Fumble Recoveries.....1 vs. Iowa State (*15)
 Interceptions..... 1 vs. Maryland (*15), vs. BYU (*16)
 Pass Breakups..... 1 (6 times)

Tyler's Defensive Statistics

Year	GP	T/A/TT	TFL	Sacks	INT	PB	FF	FR
2016	5	21/4/25	1/3	0	1/0	3	1	0
2015	12	19/1/20	0	0	1/16	2	1	1
2014	13	7/2/9	0	0	0	0	0	0
2013	8	12/5/17	3/8	0	0	1	1	0
Totals	38	59/12/71	4/11	0	2/16	6	3	1



SEAN WALTERS

Height: 6-2 | Weight: 227 | Class: Redshirt Senior
Last School: Hallandale | Hometown: Hollywood, Fla.

2016 Notes

- ✓ Has played in 35 career games with three starts
- ✓ Tied for No. 11 in the Big 12 in interceptions
- ✓ Had his first career interception at Texas Tech
- ✓ Collected three solo tackles at Texas Tech, including a nine-yard sack
- ✓ Notched two tackles vs. BYU
- ✓ Recorded three solo tackles, including one TFL, against Youngstown State
- ✓ Made his first career start against Missouri

2016 Game-By-Game

Opponent	UT/AT/TT	TFL	Sacks	FF	FR	Int	PBU
Missouri	1/0/1	0	0	0	0	0	0
Youngstown St.	3/0/3	1/3	0	0	0	0	0
BYU	0/2/2	0	0	0	0	0	0
Kansas State	0/0/0	0	0	0	0	0	0
Texas Tech	3/0/3	1/9	1/9	0	0	1/0	0
TCU							
Oklahoma State							
Kansas							
Texas							
Oklahoma							
Iowa State							
Baylor							
Totals	7/2/9	2/12	1/9	0	0	1/0	0

2016 Season-Game Bests

Unassisted Tackles...3 vs. Youngstown State, at Texas Tech
 Assisted Tackles.....2 vs. BYU
 Total Tackles..... 3 vs. Youngstown State, at Texas Tech
 Tackles For Loss..... 1 vs. Youngstown State, at Texas Tech
 Sacks.....1 at Texas Tech
 Forced Fumbles.....
 Fumble Recoveries.....
 Interceptions..... 1 at Texas Tech
 Pass Breakups.....

Career Bests

Unassisted Tackles..... 3 (3 times)
 Assisted Tackles.....2 at Kansas (*15), vs. BYU (*16)
 Total Tackles.....4 at Baylor (*15), at Kansas (*15)
 Tackles For Loss... 1 vs. Maryland (*15), at Texas Tech (*16)
 Sacks.....1 vs. Maryland (*15), at Texas Tech (*16)
 Forced Fumbles.....
 Fumble Recoveries.....
 Interceptions..... 1 at Texas Tech
 Pass Breakups.....

Walters' Defensive Statistics

Year	GP	T/A/TT	TFL	Sacks	INT	PB	FF	FR
2016	5	7/2/9	2/12	1/9	1/0	0	0	0
2015	12	15/3/18	1/10	1/10	0	0	0	0
2014	6	1/0/1	0	0	0	0	0	0
2013	12	3/0/3	0	0	0	0	0	0
Totals	35	26/5/31	3/22	2/19	1/0	0	0	0



KYZIR WHITE

Height: 6-3 | Weight: 212 | Class: Junior
Last School: Lackawanna College | Hometown: Macungie, Pa.

2016 Notes

- ✓ Has played in five career games with five starts
- ✓ Led the team with five solo tackles at Texas Tech
- ✓ Recorded a sack for a loss of eight yards with six total tackles and a pass breakup against Kansas State
- ✓ Had one tackle for loss with a team-best and career-high nine tackles vs. BYU
- ✓ Was third on the team with seven tackles, all solo, including a tackle for a loss of two yards while making his first career start vs. Missouri

2016 Game-By-Game

Opponent	UT/AT/TT	TFL	Sacks	FF	FR	Int	PBU
Missouri	7/0/7	1/2	0	0	0	0	0
Youngstown St.	1/1/2	0	0	0	0	0	0
BYU	6/3/9	1/1	0	0	0	0	0
Kansas State	5/1/6	1/8	1/8	0	0	0	1
Texas Tech	5/0/5	0	0	0	0	0	0
TCU							
Oklahoma State							
Kansas							
Texas							
Oklahoma							
Iowa State							
Baylor							
Totals	24/5/29	3/11	1/8	0	0	0	0

2016 Season-Game Bests

Unassisted Tackles..... 7 vs. Missouri
 Assisted Tackles..... 3 vs. BYU
 Total Tackles..... 9 vs. BYU
 Tackles For Loss 1 vs. Missouri, vs. BYU, vs. Kansas State
 Sacks..... 1 vs. Kansas State
 Forced Fumbles.....
 Fumble Recoveries.....
 Interceptions.....
 Pass Breakups.....

White's Defensive Statistics

Year	GP	T/A/TT	TFL	Sacks	INT	PB	FF	FR
2016	5	24/5/29	3/11	1/8	0	0	0	0



MIKEMOLINA

Height: 5-8 | Weight: 180 | Class: Redshirt Junior
Last School: Hurricane | Hometown: Hurricane, W.Va.

2016 Notes

- ✓ Has played in 10 career games
- ✓ Ranks No. 31 nationally and No. 3 in the Big 12 in field goals per game
- ✓ Ranks No. 39 nationally and No. 4 in the Big 12 in field goal percentage
- ✓ Ranks No. 9 in the Big 12 in scoring
- ✓ Ranks No. 6 in Big 12 scoring by kickers
- ✓ Two of three field goals at Texas Tech to go along with nine kickoffs for a 61.4 avg.
- ✓ Seven kickoffs vs. Youngstown State for a 63.0 average to go along with a 33-yard field goal
- ✓ 4-for-4 in field goals vs. Missouri with a long of 33 yards
- ✓ Seven kickoffs vs. Missouri, totalling 435 yards for a 62.1 average with four touchbacks

2016 Game-By-Game

Opponent	FGM/FGA	Pct.	Long	XP/XPA	Pts.
Missouri	4/4	1.000	33	2/2	14
Youngstown St.	1/2	.500	32	5/5	8
BYU	0/0	.000	0	5/5	5
Kansas State	0/0	.000	0	2/2	2
Texas Tech	2/3	.666	34	6/6	12
TCU					
Oklahoma State					
Kansas					
Texas					
Oklahoma					
Iowa State					
Baylor					
Totals	7/9	.780	34	20/20	41

2016 FG SEQUENCE

Missouri	(19), (26), (21), (33)
Youngstown St.	30, (32)
BYU	--
Kansas State	--
Texas Tech	43, (34), (22)

TCU	
Oklahoma State	
Kansas	
Texas	
Oklahoma	
Iowa State	
Baylor	

Numbers in (parentheses) indicate FG was made.

2016 Season-Game Bests

Field Goals Made 4 vs. Missouri
Field Goals Attempted 4 vs. Missouri
Field Goal Percentage 1.000 vs. Missouri
Longest Field Goal 34 vs. Texas Tech
Extra Points Made 6 vs. Texas Tech
Extra Points Attempted 6 vs. Texas Tech
Most Kickoff Yards 553 vs. Texas Tech
Best Kickoff Average 63.0 vs. Youngstown State
Most Touchbacks 5 vs. Texas Tech

Molina's Field Goal Statistics

Year	FG/A	Pct.	1/29	30/39	40/49	50+	LG
2016	7/9	.780	4/4	3/4	0/1	0	34
2015	0	0	0	0	0	0	0
Totals	7/9	.780	4/4	3/4	0/1	0	34

Molina's Kickoff Statistics

Year	Kickoffs	Yards	Avg.	TB
2016	32	1,885	58.9	12
2015	8	510	63.8	3
Totals	40	2,395	60.0	15



BILLYKINNEY

Height: 6-4 | Weight: 213 | Class: Redshirt Sophomore
Last School: University | Hometown: Morgantown, W.Va.

2016 Notes

- ✓ Has played in five career games
- ✓ Ranks No. 2 in the Big 12 in punting
- ✓ One punt at Texas Tech for 45 yards
- ✓ Four punts vs. Kansas State for a 40.0 avg. and a long of 46 yards. Also placed two punts inside the KSU 20
- ✓ Three punts for a 41.0 avg. and a long of 46 yards vs. BYU
- ✓ Great day punting against Youngstown State with four punts for a 49.2 avg. Long punt went for 55 yards
- ✓ Booted five punts vs. Missouri for 227 yards and a 45.4 average
- ✓ Long punt went for 53 yards, and placed one punt inside the 20 vs. Missouri

2016 Game-By-Game

Opponent	Punts	Yds.	Avg.	Lg.	TB	FC	50+	I-20
Missouri	5	227	45.4	53	2	1	1	1
Youngstown St.	4	197	49.2	55	1	0	2	1
BYU	3	123	41.0	46	0	1	0	1
Kansas State	4	160	40.0	46	0	1	0	2
Texas Tech	1	45	45.0	45	0	0	0	0
TCU								
Oklahoma State								
Kansas								
Texas								
Oklahoma								
Iowa State								
Baylor								
Totals	17	752	44.2	55	3	3	3	5

2016 Season-Game Bests

Most Punts 5 vs. Missouri
Longest Punt 55 vs. Youngstown St.
Best Punting Average 49.2 vs. Youngstown St.
Punts Inside the 20-Yard Line 2 vs. Kansas State
Punts of More Than 50 Yards 2 vs. Youngstown St.

Kinney's Punting Statistics

Year	Punts	Yards	Avg.	Long	TB	FC	50+	I-20
2016	17	752	44.2	55	3	3	3	5



SHELTON GIBSON

Height: 6-0 | Weight: 198 | Class: Redshirt Junior
Last School: Cleveland Heights | Hometown: Cleveland, Ohio

2016 Notes

- ✓ Has played in 30 career games
- ✓ Ranks No. 5 in the Big 12 in kickoff return average
- ✓ One kickoff return at Texas Tech for 25 yards
- ✓ Three kickoff returns vs. Kansas State for 56 yards with a long of 19 yards
- ✓ Six kickoff returns vs. BYU for a 19.8 avg. Long return went for 36 yards. Also turned in kickoff returns of 30 and 20 yards vs. the Cougars
- ✓ One kickoff return vs. Youngstown St. for 17 yards
- ✓ Returned two kickoffs vs. Missouri for 64 yards. Long return went for 34 yards

2016 Game-By-Game Kickoff Return Statistics

Opponent	No.	Yards	Avg.	TDs	Long
Missouri	2	64	32.0	0	34
Youngstown St.	1	17	17.0	0	17
BYU	6	119	19.8	0	36
Kansas State	3	56	18.7	0	19
Texas Tech	1	25	25.0	0	25
TCU					
Oklahoma State					
Kansas					
Texas					
Oklahoma					
Iowa State					
Baylor					
Totals	13	281	21.6	0	36

2016 Single-Game Bests

Kickoff Returns 6 vs. BYU
 Kickoff Return Yards 119 vs. BYU
 Touchdowns 0
 Long Return 36 vs. BYU

Career Bests

Kickoff Returns 6 vs. BYU ('16)
 Kickoff Return Yards 185 at Baylor ('15)
 Touchdowns 1 at Baylor ('15)
 Long Return 100 at Baylor ('15)

Gibson's Kickoff Return Statistics

Year	Games	No.	Yards	Avg.	TD	Long
2016	5	13	281	21.6	0	36
2015	13	11	361	32.8	1	100
2014	12	13	250	19.2	0	42
Totals	30	37	892	24.1	1	100



GARY JENNINGS

Height: 6-2 | Weight: 203 | Class: Sophomore
Last School: Colonial Forge | Hometown: Stafford, Va.

2016 Notes

- ✓ Has played in 18 career games
- ✓ One kickoff return vs. Youngstown St. for 21 yards to go along with a long punt return of 18 yards
- ✓ Returned four punts vs. Missouri with a long of eight yards

2016 Game-By-Game Punt Return Statistics

Opponent	No.	Yards	Avg.	TDs	Long
Missouri	4	7	1.8	0	8
Youngstown St.	2	17	8.5	0	18
BYU	0	0	0.0	0	0
Kansas State	3	-4	-1.3	0	4
Texas Tech	2	4	2.0	0	3
TCU					
Oklahoma State					
Kansas					
Texas					
Oklahoma					
Iowa State					
Baylor					
Totals	11	24	2.2	0	18

2016 Game-By-Game Kickoff Return Statistics

Opponent	No.	Yards	Avg.	TDs	Long
Missouri	0	0	0.0	0	0
Youngstown St.	1	21	21.0	0	21
BYU	0	0	0.0	0	0
Kansas State	0	0	0.0	0	0
Texas Tech	0	0	0.0	0	0
Kansas					
TCU					
Oklahoma State					
Texas					
Oklahoma					
Iowa State					
Baylor					
Totals	1	21	21.0	0	21

2016 Single-Game Bests

Punt Returns 4 vs. Missouri
 Punt Return Yards 17 vs. Youngstown St.
 Touchdowns 0
 Long Punt Return 18 vs. Youngstown St.
 Kickoff Returns 1 vs. Youngstown St.
 Kickoff Return Yards 21 vs. Youngstown St.
 Touchdowns 0
 Long Kickoff Return 21 vs. Youngstown St.

Career Bests

Punt Returns 4 vs. Missouri ('16)
 Punt Return Yards 21 vs. Arizona State ('15)
 Touchdowns
 Long Return 21 vs. Arizona State ('15)
 Kickoff Returns 3 at Baylor ('15)
 Kickoff Return Yards 64 at Baylor ('15)
 Touchdowns
 Long Return
 Long Kickoff Return 35 at Kansas State ('15)

Jennings' Punt Return Statistics

Year	Games	No.	Yards	Avg.	TD	Long
2016	5	11	24	2.2	0	18
2015	13	13	69	5.3	0	21
Totals	18	24	93	4.0	0	21

Jennings' Kickoff Return Statistics

Year	Games	No.	Yards	Avg.	TD	Long
2016	3	1	21	21.0	0	21
2015	13	5	117	23.4	0	35
Totals	15	6	138	23.0	0	35

TOP GAME PERFORMANCES ...

WEST VIRGINIA 100-YARD RUSHERS

Date	Opponent	Player	Att.	Yards	Avg.	TD	Long
10/15	Texas Tech	Rushel Shell	21	104	5.0	2	14
10/1	Kansas St.	Justin Crawford	18	104	5.8	1	21
9/3	Missouri	Justin Crawford	21	101	4.8	1	29

100-YARD RECEIVERS

Date	Opponent	Player	Rec.	Yards	Avg.	TD	Long
10/15	Texas Tech	Daikiel Shorts	3	100	33.3	0	53
10/1	Kansas St.	Shelton Gibson	3	104	34.7	0	52
9/24	BYU	Shelton Gibson	4	144	36.0	0	51
9/10	YSU	Shelton Gibson	6	171	28.5	2	57
9/3	Missouri	Daikiel Shorts	8	131	16.4	0	29

300-YARD PASSERS

Date	Opponent	Player	Comp.	Att.	Yards	TD	Long
9/15	TTU	Skyler Howard	21	31	318	1	53
9/10	YSU	Skyler Howard	20	33	389	5	57
9/24	BYU	Skyler Howard	31	40	332	1	51

10+ TACKLES

Date	Opponent	Player	Solo	Assist	Total	TFL	Sacks
9/10	YSU	Rasul Douglas	9	2	11	0.5/0	0

OPPONENT 100-YARD RUSHERS

Date	Opponent	Player	Att.	Yards	Avg.	TD	Long
9/24	BYU	J. Williams	24	169	7.0	2	56
9/24	BYU	T. Hill	13	101	7.8	0	27

100-YARD RECEIVERS

Date	Opponent	Player	Rec.	Yards	Avg.	TD	Long
9/15	Texas Tech	Jonathan Giles	8	136	17.0	2	44
9/3	Missouri	J'Mon Moore	8	104	13.0	0	42
9/3	Missouri	Chris Black	6	102	17.0	1	26

300-YARD PASSERS

Date	Opponent	Player	Comp.	Att.	Yards	TD	Long
10/15	Texas Tech	P. Mahomes	28	44	305	1	44

10+ TACKLES

Date	Opponent	Player	Solo	Assist	Total	TFL	Sacks
10/15	Texas Tech	J. Johnson	8	2	10	0	0
10/1	Kansas St.	Elijah Lee	12	2	14	1/2	1/2
9/24	BYU	Fred Warner	9	5	14	0.5/1	0
9/10	YSU	Jameel Smith	10	2	12	0	0
9/3	Missouri	Michael Scherer	10	0	10	1/1	0

SPECIAL TEAMS TACKLES

Player	Total	UA/A	KO	P	MO	YSU	BYU	KS	TT	TCU	OSU	KU	TX	OK	ISU	BU
Marvin Gross	3	2/1	3	0	0	1/1	0	1/0	0	0	0	0	0	0	0	0
Nana Kyeremeh	3	3/0	1	2	1/0	1/0	0	1/0	0	0	0	0	0	0	0	0
Shane Commodore	2	1/1	2	0	0	0/1	1/0	0	0	0	0	0	0	0	0	0
David Long	3	2/1	3	0	1/0	0	0/1	0	1/0	0	0	0	0	0	0	0
Khairi Sharif	2	2/0	2	0	1/0	1/0	0	0	0	0	0	0	0	0	0	0
Jovanni Stewart	2	2/0	2	0	0	0	2/0	0	0	0	0	0	0	0	0	0
Elijah Wellman	2	1/1	0	2	0	1/0	0/1	0	0	0	0	0	0	0	0	0
Toyous Avery	1	1/0	0	1	1/0	0	0	0	0	0	0	0	0	0	0	0
Elijah Battle	1	1/0	1	0	0	0	0	1/0	0	0	0	0	0	0	0	0
Antonio Crawford	1	1/0	1	0	0	0	0	0	1/0	0	0	0	0	0	0	0
Rasul Douglas	1	0/1	1	0	0	0	0/1	0	0	0	0	0	0	0	0	0
Shelton Gibson	1	1/0	1	0	0	1/0	0	0	0	0	0	0	0	0	0	0
Gary Jennings	1	1/0	1	0	0	0	0	0	1/0	0	0	0	0	0	0	0
Kennedy McKoy	1	0/1	0	1	0	0	0/1	0	0	0	0	0	0	0	0	0
Nick Meadows	1	1/0	0	1	0	0	0	0	1/0	0	0	0	0	0	0	0
Mike Molina	1	1/0	1	0	0	0	0	1/0	0	0	0	0	0	0	0	0



THE LAST TIME ...

By The Mountaineers ...

30 Rushing Attempts: 31 by Andrew Buie at Texas/Oct. 6, 2012
40 Rushing Attempts: 40 by Quincy Wilson vs. Rutgers/Oct. 11, 2003
100 Rushing Yards: 104 by Rushel Shell vs. Texas Tech/Oct. 15, 2016
200 Rushing Yards: 344 by Tavon Austin vs. Oklahoma/Nov. 17, 2012
300 Rushing Yards: 344 by Tavon Austin vs. Oklahoma/Nov. 17, 2012
75-Yard Run (no touchdown): 79 by Noel Devine at Louisville/Nov. 22, 2008
75-Yard Touchdown Run: 76 by Charles Sims vs. Iowa State/Nov. 30, 2013
50-Yard Run (no touchdown): 52 by Wendell Smallwood at Baylor/Oct. 17, 2015
50-Yard Touchdown Run: 50 by Skyler Howard at Oklahoma/Oct. 3, 2015
2 Rushing Touchdowns: 2 by Rushel Shell at Texas Tech/Oct. 15, 2016
2 Rushing Touchdowns in Back-to-Back Games: 2 by Andrew Buie at Texas/Oct. 6, 2012 and vs. Baylor/Sept. 29, 2012
3 Rushing Touchdowns: 3 by Charles Sims vs. Texas/Nov. 9, 2013
Double 100-Yard Rushers: 163 by Wendell Smallwood and 111 by Rushel Shell vs. Texas Tech/Nov. 7, 2015
Three 100-Yard Rushers: 129 by Skyler Howard, 115 by Wendell Smallwood and 108 by Rushel Shell at Kansas/Nov. 21, 2015
Double 200-Yard Rushers: by Pat White (220) and Steve Slaton (215) at Pitt/Nov. 16, 2006
Two 100-Yard Rushers and Two 100-Yard Receivers: 123 by Wendell Smallwood and 110 by Rushel Shell and 123 by Kevin White and 109 by Jordan Thompson at Texas Tech/Oct. 11, 2014
30 Pass Completions: 31 by Skyler Howard vs. BYU/Sept. 24, 2016
20 Pass Completions: 21 by Skyler Howard at Texas Tech/Oct. 15, 2016
Consecutive Completions: 21 by Geno Smith vs. Kansas/Dec. 1, 2012
60 Pass Attempts: 65 by Geno Smith vs. LSU/Sept. 24, 2011
50 Pass Attempts: 51 by Skyler Howard vs. Arizona State/Jan. 2, 2016
40 Pass Attempts: 41 by Skyler Howard vs. Kansas State/Oct. 1, 2016
35 Pass Attempts: 41 by Skyler Howard vs. Kansas State/Oct. 1, 2016
30 Pass Attempts: 31 by Skyler Howard at Texas Tech/Oct. 15, 2016
3 Touchdown Passes: 5 by Skyler Howard vs. Youngstown State/Sept. 10, 2016
4 Touchdown Passes: 5 by Skyler Howard vs. Youngstown State/Sept. 10, 2016
5 Touchdown Passes: 5 by Skyler Howard vs. Youngstown State/Sept. 10, 2016
6 Touchdown Passes: 8 by Geno Smith vs. Baylor/Sept. 29, 2012
300 Yards Passing: 318 by Skyler Howard at Texas Tech/Oct. 15, 2016
400 Yards Passing: 532 by Skyler Howard vs. Arizona State/Jan. 2, 2016
500 Yards Passing: 532 by Skyler Howard vs. Arizona State/Jan. 2, 2016
600 Yards Passing: 656 by Geno Smith vs. Baylor/Sept. 29, 2012
100 Yards Rushing and Passing: by Skyler Howard (129/133) at Kansas/Nov. 21, 2015
200 Yards Rushing and Passing: by Pat White (220/204) at Pitt/Nov. 16, 2006
100 Yards Rushing and Receiving: by Steve Slaton (215/130) at Pitt/Nov. 16, 2006
300 Yards Total Offense: 407 by Skyler Howard at Texas Tech/Oct 15, 2016
400 Yards Total Offense: 407 by Skyler Howard at Texas Tech/Oct 15, 2016
500 Yards Total Offense: 555 by Skyler Howard vs. Arizona State/Jan. 2, 2016
600 Yards Total Offense: 687 by Geno Smith vs. Baylor/Sept. 29, 2012
15 Receptions: 16 by Kevin White at Texas/Nov. 8, 2014
10 Receptions: 16 by Kevin White at Texas/Nov. 8, 2014
9 Receptions: 16 by Kevin White at Texas/Nov. 8, 2014
4 Touchdown Receptions: 4 by Stedman Bailey vs. Oklahoma/Nov. 17, 2012
3 Touchdown Receptions: 4 by Stedman Bailey vs. Oklahoma/Nov. 17, 2012
2 Touchdown Receptions: 2 by Shelton Gibson vs. Youngstown State/Sept. 10, 2016
Two Players with 2 Touchdown Receptions: 5 by Stedman Bailey and 2 by Tavon Austin vs. Baylor/Sept. 29, 2012
Double 100-Yard Receivers: 143 by Shelton Gibson and 116 by Ka'Raun White vs. Arizona State/Jan. 2, 2016
Three 100-Yard Receivers: 303 by Stedman Bailey, 215 by Tavon Austin and 114 by J.D. Woods vs. Baylor/Sept. 29, 2012
100 Yards Receiving: 100 by Daikiel Shorts at Texas Tech/Oct. 15, 2016
150 Yards Receiving: 171 by Shelton Gibson vs. Youngstown State/Sept. 10, 2016
200 Yards Receiving: 216 by Kevin White at Maryland/Sept. 13, 2014
75-Yard Touchdown Reception: 79 by Mario Alford from Clint Trickett at Oklahoma State/Oct. 25, 2014
50-Yard Touchdown Reception: 57 by Shelton Gibson from Skyler Howard vs. Youngstown State/Sept. 10, 2016
50-Yard Reception (no touchdown): 53 by Daikiel Shorts from Skyler Howard at Texas Tech/Oct. 15, 2016
Rushing and Receiving Touchdown: by Justin Crawford at Texas Tech/Oct. 15, 2016
2 Rushing and 2 Receiving Touchdowns: by Steve Slaton at Pitt/Nov. 16, 2006
Kickoff Return For Touchdown: 100 yards by Shelton Gibson at Baylor/Oct. 17, 2015
Recovered an On-Sides Kick: Josh Lambert kicked the ball 11 yards, recovered by Jarrod Harper at Baylor/Oct. 17, 2015



Justin ARNDT



Antonio CRAWFORD

THE LAST TIME ...

Returned Opening Kick for a Touchdown: 98 yards by Tavon Austin vs. UConn/ Oct. 24, 2009

Punt Return For Touchdown: 76 yards by Tavon Austin vs. TCU/Nov. 3, 2012

Punt Blocked and Returned For Touchdown: 1 yard by Thandi Smith (blocked, picked up and returned) at Rutgers/Oct. 8, 2005

Punt Blocked: by Jarrod Harper at Maryland/Sept. 13, 2014

Punt Blocked For Touchdown: Blocked by Jerry White and recovered by Joe Hunter vs. UCF/Nov. 1, 2003

Punt Blocked For Safety: by Jarrod Harper at Maryland/Sept. 13, 2014

Interception Return For Touchdown: 54 yards by Rasul Douglas vs. BYU/Sept. 24, 2016

Interception Return For Touchdown by a Defensive Lineman: 19 yards by Keilen Dykes at Syracuse/Oct. 6, 2007

Two Interceptions Returned for Touchdown: by Shawn Hackett (41) and Grant Wiley (22) vs. Boston College/Sept. 2, 2000

50-Yard Field Goal: 51 by Josh Lambert at TCU/Oct. 29, 2015

Field Goal Blocked: by Kyle Rose vs. Kansas State/Nov. 20, 2014

Missed an Extra Point: by Josh Lambert at Kansas State/Oct. 26, 2013

Two Interceptions in a Game: 3 by Karl Joseph vs. Georgia Southern/Sept. 5, 2015

Three Interceptions in a Game: 3 by Karl Joseph vs. Georgia Southern/Sept. 5, 2015

Three Interceptions in a Quarter: 3 by Karl Joseph vs. Georgia Southern/Sept. 5, 2015

Four Interceptions in a Game: 4 by Mike Slater vs. Kentucky/Nov. 1, 1969

Intercepted Fumble Returned For Touchdown: no instance yet found

Fumble Returned For Touchdown: 42 yards by Jared Barber vs. Texas/ Nov. 14, 2014

Fumble Recovered For Touchdown: 0 yards by Karl Joseph at Baylor/ Oct. 4, 2013

Two-Point Conversion By Rush: Tavon Austin at Iowa State/Nov. 23, 2012

Two-Point Conversion By Pass: Jock Sanders from Geno Smith at Marshall/ Sept. 10, 2010

Defensive Extra Point: Matt Taffoni interception return at Pitt/Oct. 15, 1994

Extra Point Blocked: by Rick Sherrod at Maryland/Sept. 29, 2001

Team Gained 300 Yards Rushing: 332 at Texas Tech/Oct. 15, 2016

Team Gained 400 Yards Rushing: 426 at Kansas/Nov. 21, 2015

Team Gained 500 Yards Rushing: 517 vs. Connecticut/Nov. 24, 2007

Team Failed To Gain 100 Yards Rushing: 28 vs. Alabama/Aug. 30, 2014

Team Failed To Gain 50 Yards Rushing: 28 vs. Alabama/Aug. 30, 2014

Team Gained 300 Yards Passing: 318 at Texas Tech/Oct. 15, 2016

Team Gained 400 Yards Passing: 532 vs. Arizona State/Jan. 2, 2016

Team Gained 500 Yards Passing: 532 vs. Arizona State/Jan. 2, 2016

Team Failed To Gain 100 Yards Passing: 62 vs. Maryland/Sept. 21, 2012

Team Gained 500 Yards Total Offense: 650 at Texas Tech/Oct. 15, 2016

Team Gained 600 Yards Total Offense: 650 at Texas Tech/Oct. 15, 2016

Team Gained 700 Yards Total Offense: 778 vs. Oklahoma/Nov. 17, 2012

Team Gained 800 Yards Total Offense: 807 vs. Baylor/Sept. 29, 2012

Team Failed To Gain 200 Yards Total Offense: 175 vs. Maryland/Sept. 21, 2013

Drive of 99 Yards: 99 yards on 12 plays in fourth quarter against BYU/Sept. 24, 2016

Team Failed To Get A First Down: no instance yet found

Team Failed To Get A Rushing First Down: vs. Texas Western/Nov. 25, 1950

Team Failed To Get A Passing First Down: vs. South Carolina/Dec. 30, 1969

Team Failed To Get A Third Down Conversion: vs. Syracuse (0/10)/Dec. 29, 2012

Team Had Six Turnovers: two interceptions, four fumbles vs. Maryland/Sept. 21, 2013

Team Had Five Turnovers: three interceptions, two fumbles at Oklahoma/Oct. 3, 2015

Successful Fake Punt: 13-yard run by Nick O'Toole vs. Maryland/Sept. 26, 2015

Scored 70+ Points: 70 vs. Baylor/Sept. 29, 2012

Scored 60+ Points: 70 vs. Baylor/Sept. 29, 2012

Scored 50+ Points: 54 vs. Towson/Sept. 6, 2014

Scored 40+ Points: 48 at Texas Tech/Oct. 15, 2016

Scored 30+ Points: 48 at Texas Tech/Oct. 15, 2016

Scored 40+ points in a Half: 42 at Kansas/Nov. 21, 2015

Scored 30+ points in a Half: 42 at Kansas/Nov. 21, 2015

Scored 0 points in a Half: 0 vs. Maryland/Sept. 21, 2013

Scored 0 points in a Half at Home: 0 vs. Louisville/Oct 15, 2005

Scored 30+ points in a Quarter: 35 vs. Clemson (2nd)/Jan. 4, 2012

Shutout Recorded: 49-0 at Kansas/Nov. 21, 2015

Forced Four Turnovers in a Game: 4 vs. BYU/Sept. 24, 2016

Forced Five Turnovers in a Game: 5 vs. Texas/Nov. 14, 2015

Forced Six Turnovers in a Game: 6 vs. Maryland/Sept. 26, 2015

Forced Eight Turnovers in a Game: 8 vs. Rutgers/Nov. 3, 2001

Safety Scored: Kyle Rose tackled Mason Rudolph of Oklahoma State in the end zone /Oct. 10, 2015

Two Safeties Scored: at Syracuse/Sept. 25, 2000

Played An Overtime Game: L/26-33 (OT) vs. Oklahoma State/Oct. 10, 2015


Played back-to-back Overtime Games: L 47-40 (1OT) vs. Texas/Nov. 9, 2013; W 30-27 (1OT) at TCU/Nov. 2, 2013

Won Game Without An Offensive TD: at Syracuse/Sept. 5, 2005

Won Game Without a Rushing TD: vs. Youngstown State/Sept. 10, 2016



SeanWALTERS



AdamSHULER II



THE LAST TIME ...

Versus West Virginia ...

- 30 Rushing Attempts:** 34 by Samaje Perine of Oklahoma/Sept. 20, 2014
- 100 Rushing Yards:** 169 by Jamaal Williams and 101 by Taysom Hill of BYU /Sept. 24, 2016
- 200 Rushing Yards:** 242 by Samaje Perine of Oklahoma/Sept. 20, 2014
- 75-Yard Run:** 75 by C.J. Brown of Maryland/Sept. 13, 2014
- 50-Yard Touchdown Run:** 65 by D'Onta Foreman of Texas/Nov. 14, 2015
- 50-Yard Non-Touchdown Run:** 56 by Jamaal Williams of BYU/Sept. 24, 2016
- 4 Rushing Touchdowns:** 4 by Samaje Perine of Oklahoma/Sept. 20, 2014
- 3 Rushing Touchdowns:** 3 by Johnathan Gray of Texas/Nov. 8, 2014
- 2 Players Rushing for 100 Yards:** 169 by Jamaal Williams and 101 by Taysom Hill of BYU /Sept. 24, 2016
- 20 Pass Completions:** 28 by Patrick Mahomes of Texas Tech/Oct. 15, 2016
- 30 Pass Completions:** 32 by Trevone Boykin of TCU/Oct. 29, 2015
- 50 Pass Attempts:** 51 by Drew Lock of Missouri/Sept. 3, 2016
- 40 Pass Attempts:** 44 by Patrick Mahomes of Texas Tech/Oct. 15, 2016
- 30 Pass Attempts:** 44 by Patrick Mahomes of Texas Tech/Oct. 15, 2016
- 3 Touchdown Passes:** 4 by Mike Bercovici of Arizona State/Jan. 2, 2016
- 4 Touchdown Passes:** 4 by Mike Bercovici of Arizona State/Jan. 2, 2016
- 5 Touchdown Passes:** 5 by Seth Russell of Baylor/Oct. 17, 2015
- 300 Yards Passing:** 305 by Patrick Mahomes of Texas Tech/Oct. 15, 2016
- 400 Yards Passing:** 418 by Mike Bercovici of Arizona State/Jan. 2, 2016
- 500 Yards Passing:** 554 by Landry Jones of Oklahoma/Nov. 17, 2012
- 100 Yards Rushing & 300 Yards Passing:** by Seth Russell of Baylor (160/380)/Oct. 17, 2015
- 100 Yards Rushing & 200 Yards Passing:** by Taysom Hill of BYU (101/241)/Sept. 24, 2016
- 100 Yards Rushing & 100 Yards Passing:** by Taysom Hill of BYU (101/241)/Sept. 24, 2016
- 300 Yards Total Offense:** 342 by Taysom Hill of BYU/Sept. 24, 2016
- 400 Yards Total Offense:** 428 by Mike Bercovici of Arizona State/Jan. 2, 2016
- 500 Yards Total Offense:** 540 by Seth Russell of Baylor/Oct. 17, 2015
- 10 Receptions:** 11 by Josh Doctson of TCU/Oct. 29, 2015
- 2 Touchdown Receptions:** 2 by Jonathan Giles of Texas Tech/Oct. 15, 2016
- 3 Touchdown Receptions:** 3 by Corey Coleman of Baylor/Oct. 17, 2015
- 4 Touchdown Receptions:** 4 by Kenny Stills of Oklahoma/Nov. 17, 2012
- 100 Yards Receiving:** 136 yards by Jonathan Giles of Texas Tech/Oct. 15, 2016
- 150 Yards Receiving:** 199 by Corey Coleman of Baylor/Oct. 17, 2015
- 200 Yards Receiving:** 314 by Terrance Williams of Baylor/Sept. 29, 2012
- Double 100-Yard Receivers:** 104 by J'Mon Moore and 102 by Chris Black of Missouri/ Sept. 3, 2016
- 50-Yard Touchdown Reception:** 74 by Alvin Bailey from Ricky Davis of Youngstown State /Sept. 10, 2016
- 75-Yard Touchdown Reception:** 77 by Deante Burton of Kansas State/Dec. 5, 2015
- 50-Yard Reception (no touchdown):** 50 by Corey Coleman of Baylor/Oct. 17, 2015
- Rushing and Receiving Touchdown:** 1 rushing & 1 receiving by Aaron Wimberly of Iowa State/Nov. 29, 2014
- Passing and Rushing Touchdown:** by Kody Cook of Kansas State/Dec. 5, 2015
- Passing and Receiving Touchdown:** by Trevor Knight of Oklahoma/ Sept. 20, 2014
- Kickoff Return For Touchdown:** 97 yards Morgan Burns of Kansas State/Dec. 5, 2015
- Opening Kickoff Return for Touchdown:** 100 yards by Mardy Gilyard of Cincinnati/Nov. 8, 2008
- Punt Return For Touchdown:** 43 yards by Tyler Lockett of Kansas State/ Nov. 20, 2014
- 2 Players Return Punts For Touchdown:** by DeJuan Tribble (41) and Will Blackmon (71) of Boston College/Nov. 13, 2004
- Punt Blocked:** blocked by Morgan Burns of Kansas State/Dec. 5, 2015
- Punt Blocked/Recovered in End Zone For Touchdown:** blocked by Alex Lewis and recovered in end zone by Kareem Timbers of Wisconsin/ Aug. 30, 2003
- Punt Blocked/Returned For Touchdown:** blocked by Marcus Gildersleeve and returned 17 yards by Ricky Hall of Virginia Tech/ Oct. 31, 1998
- Interception Return For Touchdown:** 28 yards by A.J. Hendy of Maryland/ Sept. 21, 2013
- 50-Yard Field Goal:** 57 by Jaden Oberkrom of TCU/Oct. 29, 2014
- Field Goal Blocked:** by Brandon Stewart of Kansas/Nov. 21, 2015



JarrodHARPER



JustinCRAWFORD

THE LAST TIME ...

- Blocked Field Goal Returned For Touchdown:** 82 yards by Andrew Johnson of Louisville/Nov. 5, 2011
- Intercepted Fumble Returned For Touchdown:** 75 yards by Tim Quense of Pitt/Oct. 1, 1983
- Fumble Recovered/Returned For Touchdown:** 41 yards by Jordan Thomas of Oklahoma/Oct. 3, 2015
- Two-Point Conversion By Rush:** by Davin Meggett of Maryland/Sept. 17, 2011
- Two-Point Conversion By Pass:** by E.J. Bibbs from Grant Rohach of Iowa State/Nov. 30, 2013
- Defensive Extra Point:** Tim White of Arizona State returned a blocked extra point 98 yards for a two-point conversion/Jan. 2, 2016
- Extra Point Blocked:** by Ishmael Murphy-Richardson of Arizona State/Jan. 2, 2016
- Punt Blocked For Safety:** by Chris Nofoaiga of Idaho/Oct. 7, 2000
- Team Gained 400 Yards Rushing:** 468 by Baylor/Oct. 4, 2013
- Team Gained 300 Yards Rushing:** 304 by Baylor/Oct. 17, 2015
- Team Gained 200 Yards Rushing:** 280 by BYU/Sept. 24, 2016
- Team Failed To Gain 100 Yards Rushing:** 34 at Texas Tech/Oct. 15, 2016
- Team Finished With Negative Rushing Yards:** Minus-10 by Maryland/Sept. 18, 2010
- Team Gained 300 Yards Passing:** 345 by Texas Tech/Oct. 15, 2016
- Team Gained 400 Yards Passing:** 418 by Arizona State/Jan. 2, 2016
- Team Failed To Gain 100 Yards Passing:** 29 by Georgia Southern/Sept. 5, 2015
- Team Failed To Gain 50 Yards Passing:** 29 by Georgia Southern/Sept. 5, 2015
- Team Gained 500 Yards Total Offense:** 521 by BYU/Sept. 24, 2016
- Team Gained 600 Yards Total Offense:** 616 by TCU/Oct. 29, 2015
- Team Gained 700 Yards Total Offense:** 872 by Baylor/Oct. 5, 2013
- Team Gained 800 Yards Total Offense:** 872 by Baylor/Oct. 5, 2013
- Team Failed To Gain 250 Yards Total Offense:** 221 at Kansas/Nov. 21, 2015
- Team Failed To Gain 200 Yards Total Offense:** 176 by Kansas/Oct. 4, 2014
- Team Failed To Gain 100 Yards Total Offense:** 90 by Rutgers/Oct. 12, 2002
- Team Finished with 35 or more First Downs:** 35 by TCU/Oct. 29, 2015
- Team Finished with 30 or more First Downs:** 35 by TCU/Oct. 29, 2015
- Team Failed To Get A First Down:** no instance yet found
- Team Failed To Get A Rushing First Down:** by Western Michigan/Sept. 7, 1996
- Team Failed To Get A Passing First Down:** by Pitt/Oct. 10, 1981
- Successful Fake Punt:** by Kirby Van Der Kamp of Iowa State/Nov. 30, 2012
- Team Scored 70+ Points:** 73 by Baylor/Oct. 5, 2013
- Team Scored 60+ Points:** 62 by Baylor/Oct. 17, 2015
- Team Scored 50+ Points:** 62 by Baylor/Oct. 17, 2015
- Team Scored 40+ Points:** 42 by Arizona State/Jan. 2, 2016
- Team Scored 30+ Points:** 32 by BYU/Sept. 24, 2016
- Shutout Recorded:** 37-0 by Maryland/Sept. 21, 2013
- Safety Scored:** When WVU's Clint Trickett was sacked in the end zone by Texas' Cedric Reed/Nov. 8, 2014
- Two Safeties Scored:** When WVU's Geno Smith was tackled in the end zone by Syracuse's Cameron Lynch and Siriki Diabate, and when Smith was called for intentional grounding when he was being tackled by Brandon Sharpe/Dec. 29, 2012



BillyKINNEY



MikeMOLINA



2016 MOUNTAINEER ROSTER

No.	Name	Pos.	Ht.	Wt.	Cl.	Exp.	Hometown/High School/Previous College
1	Antonio Crawford	CB	5-10	185	r-Sr.	RS	Tampa, Fla./H.B. Plant/Miami
1	Shelton Gibson	WR	6-0	198	r-Jr.	2vl	Cleveland, Ohio/Cleveland Heights
2	Jeremy Tyler	S	5-11	207	Sr.	3vl	Lithonia, Ga./Martin Luther King
2	Ka'Rau White	WR	6-1	200	r-Jr.	1vl	Macungie, Pa./Lackawanna College/Emmaus
3	Al-Rasheed Benton	LB	6-1	237	r-Jr.	2vl	Newark, N.J./Shabazz
3	Skyler Howard	QB	6-0	210	Sr.	2vl	Fort Worth, Texas/Brewer/Riverside City College
4	Kennedy McKoy	RB	6-0	204	Fr.	HS	Lexington, N.C./North Davidson
5	Jovon Durante	WR	6-0	172	So.	1vl	Hollywood, Fla./Miramar
5	Xavier Preston	LB	6-2	240	Jr.	2vl	Stuart, Fla./Jensen Beach
6	Dravon Askew-Henry	S	5-11	200	Jr.	2vl	Aliquippa, Pa./Aliquippa
6	Daikiel Shorts Jr.	WR	6-1	202	Sr.	3vl	Clayton, N.J./Eastern Christian
7	Khairi Sharif	S	5-8	184	r-Sr.	1vl	Houston, Texas/Bellaire/Cisco JC
7	Brendan Ferns	LB	6-2	228	Fr.	HS	St. Clairsville, Ohio/St. Clairsville
7	Rushel Shell	RB	5-10	225	r-Sr.	2vl	Hopewell, Pa./Hopewell/Pitt
8	Marcus Simms	WR	6-1	202	Fr.	HS	Sandy Spring, Md./Sherwood
8	Kyzir White	S	6-3	212	Jr.	JC	Macungie, Pa./Emmaus/Lackawanna College
9	Steven Smothers	WR	5-9	158	Fr.	HS	Baltimore, Md./Franklin
9	Jovanni Stewart	S	5-8	195	Fr.	HS	Katy, Texas/Katy
10	Cody Saunders	QB	6-1	210	Fr.	HS	Panama City Beach, Fla./Arnold
10	Dylan Tonkery	S	6-0	208	Fr.	HS	Bridgeport, W.Va./Bridgeport
11	Chris Chugunov	QB	6-1	206	r-Fr.	RS	Skillman, N.J./Montgomery
11	David Long	LB	5-11	223	r-Fr.	RS	Cincinnati, Ohio/Winton Woods
12	Gary Jennings	WR	6-2	203	So.	1vl	Stafford, Va./Colonial Forge
13	Will Grier	QB	6-1	212	r-So.	TR	Davidson, N.C./Davidson Day School/Florida
13	Rasul Douglas	CB	6-2	203	r-Sr.	1vl	East Orange, N.J./ East Orange/Nassau CC
14	Nana Kyeremeh	CB	5-10	191	r-Sr.	2vl	Worthington, Ohio/Thomas Worthington
15	Billy Kinney	K/P	6-4	213	r-So.	SQ	Morgantown, W.Va./University
15	Kody Shearer	S	5-9	163	Fr.	HS	Morgantown, W.Va./Morgantown
16	Toyous Avery	S	5-10	200	r-So.	HS	Covington, Ga./Newton/Coffeyville CC
16	William Crest Jr.	QB/RB	6-1	214	r-So.	1vl	Baltimore, Md./Dunbar
17	Mitch Chugunov	WR	6-0	168	Fr.	HS	Skillman, N.J./Montgomery
18	Marvin Gross Jr.	S	6-3	195	r-Jr.	2vl	Baltimore, Md./Dunbar
18	Chase Ridley	WR	5-8	142	Fr.	HS	Charlotte, N.C./Stone Bridge (Va.)
19	Elijah Battle	CB	5-11	189	Jr.	HS	Linden, N.J./Barringer/Dodge City CC
19	Evan Staley	K	6-0	177	Fr.	HS	Romney, W.Va./Hampshire
20	Elijah Drummond	TE/FB	6-0	220	Fr.	HS	Bridgeport, W.Va./Bridgeport
20	Jacquez Adams	CB	5-10	166	Fr.	HS	Reisterstown, Md./Milford Academy
22	Jarrold Harper	S	6-0	210	r-Sr.	3vl	Frostburg, Md./Mountain Ridge
23	Jordan Adams	CB	5-11	176	r-Fr.	RS	Reisterstown, Md./Franklin
23	Jashawn Banks	RB	5-10	206	Fr.	TR	Ashburn, Va./Broad Run/Fork Union
24	Zayvion Lawson	RB	5-8	189	Fr.	HS	Lewisburg, W.Va./Greenbrier East
24	Maurice Fleming	CB	5-11	203	r-Sr.	JC	Chicago, Ill./Currie Metropolitan/Iowa
25	Justin Crawford	RB	5-11	198	Jr.	JC	Columbus, Ga./Hardaway/Northwest Mississippi CC
26	Conner Watts	WR	5-10	206	Fr.	HS	Hurricane, W.Va./Hurricane
26	Deamonte Lindsay	S	6-2	197	r-Fr.	RS	Martinsburg, W.Va./Martinsburg
27	Chris Parry	WR	5-9	182	r-So.	SQ	Niles, Ohio/Niles
27	Sean Walters	LB	6-2	227	r-Sr.	2vl	Hollywood, Fla./Hallandale
28	Elijah Wellman	TE/FB	6-1	240	r-Jr.	2vl	Huntington, W.Va./Spring Valley
28	Jake Long	CB	5-11	185	Fr.	HS	Columbus, Ohio/Hamilton Township
29	Sean Mahone	CB	5-11	202	Fr.	HS	Liberty Township, Ohio/Lakota West
30	Druw Bowen	WR	6-2	217	Fr.	HS	Charleston, W.Va./George Washington
30	Justin Arndt	LB	5-11	214	r-Sr.	3vl	Martinsburg, W.Va./Martinsburg
31	Zach Sandwisch	LB	6-2	222	Fr.	HS	Woodville, Ohio/Central Catholic
32	Dante Bonamico	S	5-8	180	Fr.	HS	Bridgeport, W.Va./Bridgeport
32	Martell Pettaway	RB	5-10	203	Fr.	HS	Detroit, Mich./Martin Luther King
33	Brandan Rivers	S	6-0	185	r-So.	SQ	Hubbard, Ohio/Hubbard
34	Shea Campbell	LB	6-0	226	r-Fr.	RS	Morgantown, W.Va./Morgantown
35	Brady Watson	RB	5-7	204	r-Fr.	RS	Ridgeley, W.Va./Frankfort
36	Carter Walburn	LB	6-1	217	Fr.	HS	Martinsburg, W.Va./Martinsburg
37	Kevin Williams	CB	5-11	196	r-Fr.	RS	Pompano Beach, Fla./Blanche Ely
38	Shane Commodore	S	6-0	207	r-Jr.	SQ	Morgantown, W.Va./Morgantown

2016 MOUNTAINEER ROSTER

No.	Name	Pos.	Ht.	Wt.	Cl.	Exp.	Hometown/High School/Previous College
39	Mark Shaver	S	5-10	195	r-Jr.	RS	Huntington, W.Va./Huntington/Marshall
40	Mike Daniels	CB	5-10	205	Jr.	JC	Miami, Fla./South Dade/Globe Tech CC
41	Osman Kamara	S	6-0	197	Fr.	HS	Harrisburg, Pa./Bishop McDevitt
41	Alex Brooks	TE/FB	5-11	235	r-Jr.	SQ	Cleveland, Ohio/Mayfield
42	Logan Thimons	LB	6-1	235	Fr.	HS	Sarver, Pa./Freeport Area
43	Luke Williams	LB	6-0	222	Fr.	HS	Parkersburg, W.Va./Parkersburg South
43	R.C. Brunstetter	LS	6-3	235	r-So.	RS	Mocksville, N.C./Davie
44	Hodari Christian II	LB	6-0	225	r-Jr.	SQ	McKeesport, Pa./McKeesport
45	Adam Hensley	LB	6-2	225	Fr.	HS	Centerville, Ohio/Centerville
46	Reese Donahue	DL	6-4	260	Fr.	HS	Ona, W.Va./Cabell Midland
47	Michael Ferns	TE/FB	6-2	245	r-So.	RS	St. Clairsville, Ohio/Michigan
47	Jonah Campbell	LB	6-0	235	Fr.	HS	Morgantown, W.Va./Morgantown
48	Mike Molina	K	5-8	180	r-Jr.	SQ	Hurricane, W.Va./Hurricane
49	Darrien Howard	DL	6-1	300	Sr.	3vl	Dayton, Ohio/Chaminade-Julienne
50	Troy Lilly	LB	6-0	220	r-Fr.	RS	Beckley, W.Va./Woodrow Wilson
51	Kyle Poland	LS	6-1	230	Fr.	HS	Morgantown, W.Va./Morgantown
52	Max Chefren	LB	6-1	215	r-Fr.	RS	Parkersburg, W.Va./Parkersburg
52	Nick Meadows	LS	5-11	236	r-Jr.	SQ	Williamstown, W.Va./Williamstown
53	Colton McKivitz	OL	6-7	304	r-Fr.	RS	Jacobsburg, Ohio/Union Local
54	Ja'HShaun Seider	OL	6-3	287	r-Fr.	RS	Belle Glade, Fla./Glades Central
55	Yodny Cajuste	OL	6-5	304	r-So.	1vl	Miami, Fla./Miramar
56	Grant Lingafelter	OL	6-6	308	r-Jr.	1vl	Chagrin Falls, Ohio/Chagrin Falls
57	Adam Pankey	OL	6-5	316	r-Sr.	3vl	Hamilton, Ohio/Hamilton
59	Jonathan Szymczek	DL	6-2	215	Fr.	HS	Erie, Pa./Cathedral Prep
61	Zach Davis	OL	6-2	299	Fr.	HS	St. Mary's, W.Va./St. Mary's
62	Kyle Bosch	OL	6-5	304	r-Jr.	1vl	St. Charles, Ill./St. Francis/Michigan
63	Kyle Ayers	DL	5-11	301	Fr.	HS	Beckley, W.Va./Woodrow Wilson
65	Tyler Orlosky	OL	6-4	296	r-Sr.	3vl	Cleveland, Ohio/St. Edward
67	Alec Shriner	DL	6-4	300	r-Fr.	RS	Oviedo, Fla./Oviedo
68	Dontae Angus	OL	6-6	328	r-So.	SQ	Philadelphia, Pa./Martin Luther King
69	Brendan Willis	OL	6-3	282	r-Jr.	SQ	Centreville, Va./Centreville
70	D.J. Carozza	DL	5-11	305	r-Jr.	SQ	Parkersburg, W.Va./Parkersburg
70	Tony Matteo	OL	6-4	302	r-Sr.	2vl	Clinton, Ohio/Manchester
73	Josh Sills	OL	6-5	316	Fr.	HS	Byesville, Ohio/Meadowbrook
74	Sylvester Townes	OL	6-6	310	r-Sr.	SQ	Memphis, Tenn./Germantown/Coahoma CC
76	Chase Behrndt	DL	6-4	308	Fr.	HS	Wildwood, Mo./Lafayette
77	Marcell Lazard	OL	6-6	306	r-Jr.	1vl	Bloomfield, N.J./Bloomfield
78	Jacob Buccigossi	OL	6-3	294	Fr.	HS	Pittsburgh, Pa./North Hills
79	Matt Jones	OL	6-3	316	r-Fr.	RS	Hubbard, Ohio/Hubbard
80	Jonn Young	K/P	6-0	202	Fr.	HS	Advance, N.C./Davie
81	Trevon Wesco	TE/FB	6-4	261	r-So.	JC	Martinsburg, W.Va./Musselman/Lackawanna College
82	Devonte Mathis	WR	6-1	221	r-Sr.	2vl	Miami, Fla./Miramar
83	Seth Aungst	WR	6-2	200	Fr.	HS	Hollidaysburg, Pa./Hollidaysburgz
84	Matt Bezjak	TE/FB	6-5	245	Fr.	HS	Loveland, Ohio/Loveland
85	Ricky Rogers	WR	6-1	203	r-So.	SQ	Monroeville, Pa./Gateway
86	Nick Davisson	WR	5-9	148	Fr.	HS	Fairmont, W.Va./Fairmont Senior
87	Stone Wolfley	TE/FB	6-4	252	r-Fr.	RS	Morgantown, W.Va./Morgantown
88	Adam Shuler II	DL	6-4	267	r-Fr.	RS	Longwood, Fla./Lyman
89	Rob Dowdy	OL	6-5	296	r-Fr.	RS	Westerville, Ohio/Westerville South
90	Matt Vucelik	TE/FB	5-11	221	r-Fr.	RS	McMechen, W.Va./Bishop Donahue
91	Nate Green	TE/FB	6-4	257	Fr.	HS	Wellsburg, W.Va./Brooke
92	Jon Lewis	DL	6-3	270	r-Jr.	SQ	Morgantown, W.Va./University
93	John Groh	DL	6-2	240	r-Fr.	RS	Lebanon, Pa./Lebanon Catholic
95	Christian Brown	DL	6-2	305	r-Sr.	3vl	Fort Myers, Fla./Bridgeton
96	Jaleel Fields	DL	6-1	295	r-So.	SQ	Aliquippa, Pa./Aliquippa
97	Noble Nwachukwu	DL	6-2	275	r-Sr.	3vl	Wylie, Texas/Wylie
98	Jeffery Pooler	DL	6-2	284	Fr.	HS	Dayton, Ohio/Dunbar
99	Xavier Pegues	DL	6-2	280	r-Jr.	RS	Oxford, Miss./Oxford/Itawamba CC



WEST VIRGINIA'S 20-YARD PLAYS IN 2016

OFFENSE

57/TD.....	Gibson pass from Howard (YSU)
54/TD.....	Gibson pass from Howard (YSU)
53/TD.....	White pass from Howard (YSU)
53.....	Shorts pass from Howard (Texas Tech)
52.....	Gibson pass from Howard (Kansas State)
51.....	Gibson pass from Howard (BYU)
51.....	Durante pass from Howard (Texas Tech)
47.....	Jennings pass from Howard (Texas Tech)
46.....	Gibson pass from Howard (Kansas State)
45.....	Gibson pass from Howard (YSU)
38.....	McKoy rush (Texas Tech)
35.....	Gibson pass from Howard (BYU)
35.....	McKoy rush (Texas Tech)
32.....	Gibson pass from Howard (BYU)
31.....	Shorts pass from Howard (Kansas State)
29.....	J. Crawford rush (Missouri)
29.....	Shorts pass from Howard (Missouri)
27.....	Shorts pass from Howard (Texas Tech)
26.....	Gibson pass from Howard (BYU)
25.....	White pass from Howard (Missouri)
24.....	Shorts pass from Howard (Missouri)
23/TD.....	Shell rush (Missouri)
22.....	Shell pass from Howard (Missouri)
22.....	Shorts pass from Howard (YSU)
22.....	McKoy rush (YSU)
21.....	Shell rush (YSU)
21/TD.....	McKoy pass from Howard (YSU)
21.....	Crawford rush (BYU)
21.....	Crawford rush (Kansas State)
21.....	McKoy rush (Texas Tech)
20.....	Howard rush (Missouri)
20.....	Shell rush (Missouri)
20.....	Mathis pass from Howard (Missouri)
20.....	Shorts pass from Howard (YSU)
20.....	Shorts pass from Howard (Texas Tech)
20.....	Howard rush (Texas Tech)
20.....	White pass from Howard (Texas Tech)

DEFENSE

54/TD.....	Douglas interception return (BYU)
------------	--

SPECIAL TEAMS

37/FG.....	Lambert field goal (Kansas State)
36.....	Gibson kickoff return (BYU)
34.....	Gibson kickoff return (Missouri)
34/FG.....	Molina field goal (Texas Tech)
33/FG.....	Molina field goal (Missouri)
32/FG.....	Molina field goal (YSU)
30.....	Gibson kickoff return (Missouri)
30.....	Gibson kickoff return (BYU)
26/FG.....	Molina 26 field goal (Missouri)
25.....	Gibson kickoff return (Texas Tech)
22/FG.....	Molina field goal (Texas Tech)
21/FG.....	Molina field goal (Missouri)
21.....	Jennings kickoff return (YSU)
20.....	Gibson kickoff return (BYU)



WEST VIRGINIA OPPONENT'S 20-YARD PLAYS IN 2016

OFFENSE

74/TD.....	Bailey pass from Davis (YSU)
56.....	Williams rush (BYU)
44/TD.....	Giles pass from Mahomes (Texas Tech)
42.....	Moore pass from Lock (Missouri)
37.....	Burton pass from Ertz (Kansas State)
37.....	Sadler pass from Mahomes (Texas Tech)
34.....	Sadler pass from Mahomes (Texas Tech)
30.....	Coutee pass from Mahomes (Texas Tech)
29.....	Kurtz pass from Hill (BYU)
28.....	Giles pass from Mahomes (Texas Tech)
27.....	Hill rush (BYU)
26.....	Black pass from Lock (Missouri)
26.....	Heath pass from Ertz (Kansas State)
25.....	Black pass from Lock (Missouri)
25.....	Juergens pass from Hill (BYU)
23.....	Kurtz pass from Hill (BYU)
22.....	Collins pass from Lock (Missouri)
22.....	Scott pass from Davis (YSU)
21.....	Zanders rush (Missouri)
21.....	Scott pass from Davis (YSU)
21/TD.....	Juergens pass from Hill (BYU)
20.....	Ertz rush (Kansas State)
20.....	Giles pass from Mahomes (Texas Tech)

DEFENSE

20.....	Pau'u interception return (BYU)
---------	---------------------------------

SPECIAL TEAMS

58.....	Pringle kickoff return (Kansas State)
50.....	Aleva kickoff return (BYU)
46.....	Davis kickoff return (Texas Tech)
42/FG.....	Hatfield field goal (Texas Tech)
41.....	Hadley kickoff return (BYU)
39.....	Townsend kickoff return (YSU)
37/FG.....	McCrane field goal (Kansas State)
31/FG.....	McCrane field goal (Kansas State)
30.....	Pringle kickoff return (Kansas State)
25.....	Townsend kickoff return (YSU)
25/FG.....	Almond field goal (BYU)
24/FG.....	McCann field goal (Missouri)
24.....	Bailey kickoff return (YSU)
23.....	Ross kickoff return (Missouri)
22/FG.....	Almond field goal (BYU)
22/FG.....	McCrane field goal (Kansas State)
21.....	Crockett kickoff return (Missouri)



WEST VIRGINIA'S 2016 SCORING DRIVES

Opponent	Plays	Yds	Time	Result
Missouri	11	60	4:59	Molina 19 FG
Missouri	9	88	2:50	Shell 23 rush
Missouri	10	67	3:25	Molina 26 FG
Missouri	8	70	2:19	J. Crawford 1 rush
Missouri	12	67	4:41	Molina 21 FG
Missouri	9	60	3:21	Molina 33 FG
YSU	8	80	2:43	White 53 pass from Howard
YSU	6	86	2:09	Gibson 54 pass from Howard
YSU	9	86	3:05	Shorts 11 pass from Howard
YSU	14	65	4:42	Molina 32 FG
YSU	1	57	0:09	Gibson 57 pass from Howard
YSU	7	75	3:07	McKoy 21 pass from Howard
BYU	13	88	5:38	Shell 6 rush
BYU	12	86	4:27	Shell 2 rush
BYU	0	0	0:00	Douglas 54 interception return
BYU	4	59	1:30	Howard 5 rush
BYU	12	99	4:18	Shorts 9 pass from Howard
Kansas State	9	55	3:36	Lambert 37 FG
Kansas State	8	73	3:08	Crawford 1 rush
Kansas State	9	57	2:07	Durante 7 pass from Howard
Texas Tech	9	91	2:59	Crawford 10 rush
Texas Tech	7	58	1:34	Molina 34 FG
Texas Tech	10	89	4:05	Crawford 5 pass from Howard
Texas Tech	7	72	1:56	Howard 8 rush
Texas Tech	11	70	4:00	Molina 22 FG
Texas Tech	8	83	2:58	Howard 1 rush
Texas Tech	3	32	1:21	Shell 14 rush
Texas Tech	10	75	5:57	Shell 3 rush

WEST VIRGINIA OPPONENT'S 2016 SCORING DRIVES

Opponent	Plays	Yds	Time	Result
Missouri	9	68	2:30	McCann 24 FG
Missouri	10	80	2:01	Black 8 pass from Lock
YSU	9	72	4:21	Ruiz 1 rush
YSU	3	80	1:17	Bailey 74 pass from Davis
YSU	9	57	3:18	Hosick 15 rush
BYU	12	78	6:33	Juergens 25 pass from Hill
BYU	5	55	1:39	Almond 22 FG
BYU	10	43	2:14	Almond 25 FG
BYU	8	57	4:08	Williams 7 rush
BYU	8	67	2:01	Williams 3 rush
BYU	9	79	2:01	Laulu-Pututau 18 pass form Hill
Kansas State	7	48	2:43	Ertz 2 rush
Kansas State	9	49	3:46	McCrane 37 FG
Kansas State	11	83	5:25	McCrane 31 FG
Kansas State	9	37	4:38	McCrane 22 FG
Texas Tech	9	74	2:59	Giles 44 pass from Mahomes
Texas Tech	10	51	4:56	Hatfield FG
Texas Tech	8	48	2:11	Giles 16 pass from Shimonek



Mike MOLINA

Rushel SHELL III

GAME 1: WEST VIRGINIA 26, MISSOURI 11

MORGANTOWN, W.Va. (Sept. 3, 2016) - West Virginia opened the 2016 season with a solid 26-11 victory the SEC's Missouri, in front of 60,125 fans at Milan Puskar Stadium.

A beautiful Labor Day Saturday, with an 81 degree temperature, provided the setting for the start of the 125th year of West Virginia football. Festivities for the day included the retirement of Bruce Bosley's No. 77, recognition of WVU's five Olympic medalists from the 2016 Rio games, including Gold medalist Ginny Thrasher and the wearing of a special helmet logo celebrating the 125th year.

The Mountaineers wasted little time in setting the tone for the game and sending the home folks away happy. Racking up 10 first-quarter points and the game's first 13 points, West Virginia grabbed the lead and never relinquished it.

At the 5:41 mark of the first quarter, redshirt junior Mike Molina kicked the first field goal of his career, a 19-yarder that started the scoring for the season, giving WVU a 3-0 lead.

Before the end of the quarter, senior tailback Rushel Shell III finished off a nine-play 88-yard drive with a 23-yard run, giving WVU its first touchdown of 2016 and a 10-0 advantage.

In the second quarter, Molina added his second field goal, this time from 26 yards, to give West Virginia a 13-0 cushion. Missouri did strike before the half ended as Tucker McCann's 24-yard field goal finished off a nine-play, 68-yard drive and provided the Tigers their first points of the season.

Leading 13-3 at the half, West Virginia started the third quarter strong and essentially put the game away by outscoring the Tigers 10-0 in the quarter.

The opening possession of the third quarter saw the Mountaineers turn in an eight-play, 70-yard scoring drive, which was finished off by tailback Justin Crawford's first career touchdown from one-yard away.

Later in the quarter, Molina was good on his third field goal, as his 21-yarder ended a 67-yard drive and upped West Virginia's advantage to 23-3 heading into the fourth.

Missouri outscored the Mountaineers in the fourth quarter by scoring eight points in the game's final two minutes, but it was far too little and too late.

Molina struck for the fourth time at the 7:26 mark with his longest field goal, 33 yards, to up the WVU margin to 26-3. The Tigers scored their first touchdown of 2016 with 1:49 left, as quarterback Drew Lock found receiver Chris Black for an eight-yard scoring toss. Lock then connected with receiver J'Mon Moore for the two-point conversion to end the scoring at 26-11 in favor of the Mountaineers.

WVU's Skyler Howard finished with 253 yards passing, while Crawford made the most of his debut with 101 yards rushing and one score, averaging 4.8 yards per carry. Shell added 90

yards rushing and one touchdown, giving the Mountaineers a strong one-two combination in the running game

Receiver Daikiel Shorts turned in the first 100-yard receiving game of his career, and was Howard's favorite target with eight receptions for 131 yards with a long catch of 29 yards.

The Mountaineer defense received eight tackles each from Antonio Crawford and Justin Arndt to pace the unit.

Lock totalled 280 yards passing for Missouri and the Tigers had two 100-yard receivers. Moore caught eight passes for 104 yards, while Black added 102 yards on six receptions. Leading the Tiger defense was Michael Scherer with 10 stops.

Final numbers showed West Virginia with 241 yards rushing and 253 passing to total 494 yards of offense. Missouri turned in 180 yards on the ground to go along with 282 passing for 462 yards of offense.

Seven Mountaineers earned their first career start in the game and a whopping 21 players saw action for the first time in a West Virginia Uniform.

The win broke a five-game losing streak for the Mountaineers against SEC teams and now puts them at 6-5 in their last 11 games versus the conference. West Virginia is now 25-25-1 all-time against the SEC.

The victory also evened WVU's all-time series record against Missouri at 3-3, and marked the 13th straight year that the Mountaineers have won their home opener at Milan Puskar Stadium. Head coach Dana Holgorsen has won six of those 13 straight and now stands at 6-0 all-time in home openers.

SCORING AND STATISTICAL SUMMARY

	1	2	3	4	Total
Missouri	0	3	0	8	11
West Virginia	10	3	10	3	26

1st	WVU - Mike Molina 19 FG WVU - Rushel Shell 23 rush (Molina kick)	
2nd	WVU - Molina 26 FG MO - Tucker McCann 24 FG	
3rd	WVU - Justin Crawford 1 rush (Molina kick) WVU - Molina 21 FG	
4th	WVU - Molina 33 FG MO - Chris Black 8 pass from Drew Lock (J'Mon Moore pass from Lock)	

	MO	WVU
First Downs	26	24
Rushes/Yards	47/180	48/241
Passing Yardage	282	253
Passes	24/53/0	23/37/2
Punts	8/31 4/38.4	5/22 7/45.4
Fumbles/Lost	1/1	1/1
Return Yardage	65	71
Penalties/Yards	6/51	4/45
Time of Possession	25:47	34:13

WVU RUSHING: J. Crawford 21-101, Shell III 16-90; WVU PASSING: Howard 23-35-1-253; WVU RECEIVING: Shorts Jr. 8-131; WVU TACKLES (TFL/QS): A. Crawford 10 (1/0); Arndt 8, (2/1); White 7 (1/0); WVU INTERCEPTIONS: None

MO RUSHING: Ross 18-67; Zanders 7-47; MO PASSING: Lock 23-51-0-280; MO RECEIVING: Moore 8-104, Black 6-102; MO TACKLES (TFL/QS): Scherer 10 (1/0), Newsom 8, Sherrils 7 (1/0); MO INTERCEPTIONS: Sherrils, Penton

Attendance - 60,125



Skyler HOWARD

Al-Rasheed BENTON

GAME 2: WEST VIRGINIA 38, YOUNGSTOWN STATE 21

MORGANTOWN, W.Va. (Sept. 10, 2016) - West Virginia used five touchdown passes, including three of more than 50 yards to defeat Youngstown State, 38-21, at Milan Puskar Stadium.

Quarterback Skyler Howard threw all five touchdown passes, which tied his career-best, and his 389 yards passing were the second-best of his career. He finished the day with 20 completions and added 50 yards rushing.

Youngstown State played the Mountaineers to a draw in the first half. However, the 91 degree temperatures for the day could have taken a toll on the Penguins as the Mountaineers depth dominated YSU to the tune of 24-7 in the second half.

West Virginia struck first with 3:16 left in the first quarter on a 53-yard pass play from Howard to Ka'Raun White to end an 80-yard drive.

Youngstown State came back to score the next 14 points to take a 14-7 lead at the 10:13 mark of the second quarter.

The Penguins' first score came early in the second quarter on a one-yard run by Martin Ruiz, capping a 72-yard drive.

YSU took the lead on a Ricky Davis 74-yard touchdown pass to Alvin Bailey that finished off an 80-yard drive in just three plays.

The Youngstown State game plan was working at this point with a methodical approach and ball-control offense to keep the ball away from the Mountaineers.

To counter, West Virginia had to strike when it had its chances and the big play worked on this day for the home team.

A 54-yard touchdown pass from Howard to Shelton Gibson took care of the deficit with 3:15 left in the half.

The Mountaineers had a chance to take the lead into the locker room, but a last-second missed field goal by Mike Molina kept the game knotted at 14.

Third-quarter action saw the Mountaineers rack up 17 points to take a 31-14 advantage. West Virginia's first possession in the quarter provided a nine-play, 86-yard drive and ended on a Howard 11-yard pass to Daikiel Shorts Jr.

Leading 21-14, West Virginia scored on its next two possessions as Molina made good on a 32-yard field goal. That scoring drive covered 65 yards, and the Mountaineers were starting to tally big numbers on the offensive side of the ball as

their depth continued to wear down the Penguins in the scorching heat.

Taking advantage of their scoring chances, WVU's last touchdown of the third was a 57-yard touchdown pass from Howard to Gibson as the duo connected on their second score in the game.

YSU's backup quarterback, Trent Hosick, entered the game in the fourth quarter and engineered a nine-play drive that ended on his 15-yard scoring run, cutting WVU's lead to 31-21 with 8:44 left to play.

The Mountaineers added a score with 3:18 left to play, when Howard went to the air one more time

and found true freshman tailback Kennedy McKoy for a 21-yard reception, the first TD of McKoy's WVU career.

Aside from Howard's numbers, tailback Rushell Shell III was strong with 84 yards rushing and a 5.2 average. Gibson turned in a career day with 171 yards receiving, followed by Shorts with 93 and White with 88 receiving yards. Defensive back Rasul Douglas led the defensive effort with 11 tackles, while Al-Rasheed Benton pulled in the first interception of his career.

For Youngstown State, Davis finished with 189 yards passing, and his top target was Bailey with three catches for 92 yards. Davis also led the Penguins in rushing with 62 yards and a 4.8 yards per carry average. Jameel Smith led the Youngstown State defense with 12 stops.

Final numbers showed West Virginia with 235 yards rushing and 389 passing to total 624 yards of total offense. Youngstown State's final numbers came in at 185 yards on the ground and 220 passing for 405 total yards.

The victory gave West Virginia a 2-0 record all-time against Youngstown State and upped the Mountaineers' record to 17-0 all-time against FCS teams and 6-0 vs. the FCS under head coach Dana Holgorsen.

SCORING AND STATISTICAL SUMMARY

	1	2	3	4	Total
Youngstown State	0	14	0	7	21
West Virginia	7	7	17	7	38

1st	WVU - Ka'Raun White 53 pass from Skyler Howard (Mike Molina kick)				
2nd	YSU - Martin Ruiz 1 rush (Zak Kennedy kick)				
	YSU - Alvin Bailey 74 pass from Ricky Davis (Kennedy kick)				
	WVU - Shelton Gibson 54 pass from Howard (Molina kick)				
3rd	WVU - Daikiel Shorts 11 pass from Howard (Molina kick)				
	WVU - Molina 32 FG				
	WVU - Gibson 57 pass from Howard (Molina kick)				
4th	YSU - Trent Hosick 15 rush (Kennedy kick)				
	WVU - Kennedy McCoy 21 pass from Howard (Molina kick)				

	YSU	WVU
First Downs	21	30
Rushes/Yards	41/185	46/235
Passing Yardage	220	389
Passes	15/32/1	20/33/1
Punts	8/356/44.5	4/197/49.2
Fumbles/Lost	1/0	0/0
Return Yardage	130	68
Penalties/Yards	5/64	6/49
Time of Possession	31:49	28:11

WVU RUSHING: Shell 16-84, Howard 8-50, Crawford 12-40; WVU PASSING: Howard 20-33-1-389; WVU RECEIVING: Gibson 6-171, Short 6-93, White 5-88; WVU TACKLES (TFL/QS): Douglas 11 (1/0), Benton 7, Harper 6; WVU INTERCEPTIONS: Benton.

YSU RUSHING: Davis 13-62, Ruiz 11-48, McCaster 12-41, Hosick 4-37; YSU PASSING: Davis 11-26-0-189; YSU RECEIVING: Bailey 3-92; YSU TACKLES (TFL/QS): Smith 12, Alexander 7, Dellovade 7; YSU INTERCEPTIONS: Thompson.

Attendance - 56,261



Shelton GIBSON

Maurice FLEMING

GAME 3: WEST VIRGINIA 35, BYU 32

LANDOVER, Md. (Sept. 24, 2016) - West Virginia and Brigham Young squared off in a neutral site game at the home of the Washington Redskins, and the Mountaineers came out a 35-32 winner at FedExField in Landover, Maryland.

The game did not disappoint in terms of excitement and big plays and came down to the final minute, as West Virginia turned in two big defensive plays in the fourth quarter to earn the victory.

With WVU leading, 35-32, Jeremy Tyler's interception with 4:15 left ended one Cougar threat. Iowa transfer Maurice Fleming's interception at the two-yard line in the final minute ended the last BYU chance and sealed the victory for the Mountaineers.

To get the game started, West Virginia used a 5:38 drive to march 88 yards on 13 plays for a 7-0 lead, when tailback Rushel Shell III rushed in from six-yards away. The big play in the drive was a 35-yard pass play from quarterback Skyler Howard to junior receiver Shelton Gibson.

BYU answered on its first possession with a 6:33 drive that lasted 12 plays and covered 78 yards. The Cougars tied the game on a 25-yard pass from Taysom Hill to Mitch Juergens.

Only 2:44 remained in the opening quarter and each team only had the ball once, as long sustained drives consumed much of the quarter.

The Cougars grabbed their only lead of the game with 14:17 left in the half with a Rhett Almond 22-yard field goal. A 56-yard run by tailback Jamaal Williams set up the score.

West Virginia regained the lead for good as Shell's second touchdown in the game came at the 9:50 mark of the first half, when he powered in from the two-yard line to end an 86-yard drive.

Leading 14-10, WVU cornerback Rasul Douglas made Hill pay for an errant pass, returning the interception 54 yards for West Virginia's third score of the game with 2:23 left before halftime.

Brigham Young quickly moved the ball 43 yards and ended the half on Almond's 25-yard field goal to put its deficit at 21-13 heading into the locker room.

Much like West Virginia started the game with a long scoring drive, Brigham Young did the same to start the second half. A 4:08 drive ended with a seven-yard touchdown run by Williams to tighten the game at, 21-19, early in the third.

However, there was no panic on the West

Virginia sideline, and after the defense forced a BYU fumble, the Mountaineers stretched their lead to 28-19 on Howard's five-yard scoring run with 2:28 left in the third quarter.

West Virginia's offense went back to work in the fourth quarter and turned in an impressive 99-yard drive highlighted by a 32-yard connection from Howard to Gibson. A nine-yard scoring reception by receiver Daikiel Shorts Jr. gave the Mountaineers what seemed to be a comfortable 35-19 lead with 11:20 left in the game.

But Brigham Young would not go away, which set up late game excitement on the neutral field.

Hill brought the Cougars back to within 10, 35-

25, at the 9:09 mark, as he engineered a 67-yard drive that ended with a three-yard touchdown run by Williams.

After a West Virginia punt, Hill again had the Cougars on the move with a nine-play, 72 yard drive that ended with an 18-yard touchdown pass to Moroni Laulu-Pututau.

Only 4:15 was left, but WVU could not run out the clock, giving the ball back to BYU. Tyler's interception ended one Cougar drive, but when the Mountaineers fumbled on the BYU four-yard line with 2:36 left, the Cougars had one last chance. Needing only a field goal to tie, BYU moved the ball to the West Virginia 28-yard line, but Fleming's interception of Hill ended BYU's final threat.

West Virginia got big numbers from Gibson with 144 yards receiving, while Howard finished with 332 yards passing. The defensive effort came up with three total interceptions of Hill and was paced by Kyzir White with nine tackles.

Williams was an outstanding rusher for the Cougars as he finished with 169 yards (128 in the first half) and two scores. Not only did Hill pass for 241 yards, but he turned in another 101 yards rushing to join Williams in leading the BYU offense. Fred Warner collected 14 tackles for the Cougar defense.

Final numbers showed West Virginia with 149 yards on the ground and 332 through the air to total 481 yards of total offense. Brigham Young finished with 280 yards rushing and 241 passing for 521 total yards.

The Mountaineers won the turnover battle by a 4-2 count. The big play extended scoring drives of 99, 88, 86 and 59 yards, along with a 54-yard interception return. All those factors added up to improve West Virginia's record to 3-0 on the season and 1-0 all-time vs. BYU.

SCORING AND STATISTICAL SUMMARY

	1	2	3	4	Total
BYU	7	6	6	13	32
West Virginia	7	14	7	7	35

- 1st WVU - Rushel Shell 6 rush (Mike Molina kick)
BYU - Mitch Juergens 25 pass from Taysom Hill (Rhett Almond kick)
- 2nd BYU - Almond 22 FG
WVU - Shell 2 rush (Molina kick)
WVU - Rasul Douglas 54 interception return (Molina kick)
BYU - Almond 25 FG
- 3rd BYU - Jamaal Williams 7 rush (Hill pass failed)
WVU - Skyler Howard 5 rush (Molina kick)
- 4th WVU - Daikiel Shorts Jr. 9 pass from Howard (Molina kick)
BYU - Williams 3 rush (Juergens pass failed)
BYU - Moroni Laulu-Pututau 18 pass from Hill (Almond kick)

	BYU	WVU
First Downs	27	26
Rushes/Yards	40/280	35/149
Passing Yardage	241	332
Passes	23/36/3	31/40/1
Punts	2/70/35.0	3/123/41.0
Fumbles/Lost	2/1	1/1
Return Yardage	141	175
Penalties/Yards	8/51	4/38
Time of Possession	30:44	29:16

WVU RUSHING: Crawford 9-86, Shell 11-35, Howard 11-27; WVU PASSING: Howard 31-40-1-332; WVU RECEIVING: Gibson 4-144, Durante 6-32, White 4-39; WVU TACKLES (TFL/QS): White 9 (1/0), Harper 8, Shuler 8; WVU INTERCEPTIONS: Douglas, Fleming, Tyler.

BYU RUSHING: Williams 24-169, Hill 13-101; BYU PASSING: Hill 23-35-3-241; BYU RECEIVING: Kurtz 6-78, Juergens 5-50, Pearson 4-55; BYU TACKLES (TFL/QS): Warner 15 (1/0), Nacua 6; BYU INTERCEPTIONS: Pau'u.

Attendance - 38,207



Kyzir**WHITE**

Justin**CRAWFORD**

GAME 4: WEST VIRGINIA 17, KANSAS STATE 16

MORGANTOWN, W.Va. (Oct. 1, 2016) - West Virginia was looking for its first Big 12 victory over Kansas State in four tries and finally broke through in the fifth effort with a 17-16 win over the Wildcats in front of 61,701 on Homecoming at Milan Puskar Stadium.

While the offense struggled in the first half, the West Virginia defense kept the Mountaineers in the game by holding Kansas State to three field goals on key possessions and keeping the Wildcats out of the end zone.

Kansas State's chance for the road win ended with 2:03 remaining, when Matthew McCrane missed a 43-yard field goal, enabling the Mountaineers to run out the clock.

After being shut out in the first half for the first time since 2013 and first time at home since 2005, the Mountaineers used a spark in the running game from Justin Crawford, who delivered several key runs. The passing attack was aided by clutch catches from junior receiver Shelton Gibson to keep drives alive and move the chains in big chunks of yards.

The Mountaineers had the first crack at scoring, but senior kicker Josh Lambert missed on 30-yard field goal attempt to end an early drive. The fourth game of the season marked the return of the former Lou Groza Award finalist after being suspended for the first three games of the season.

After Lambert's miss, Kansas State came up with the game's first turnover when WVU quarterback Skyler Howard's pass to receiver Ka'Raun White was bobbled and intercepted by KSU's Elijah Lee.

The Wildcats made the Mountaineers pay for the turnover with a seven-play, 48-yard drive that ended with a two-yard scoring run by quarterback Jesse Ertz.

Kansas State extended its lead to 10-0 at the 12:04 mark of the second quarter, when McCrane converted a 37-yard field goal attempt. The scoring drive covered nine plays and 46 yards.

West Virginia could not muster any scoring chances in the second quarter and fell behind 13-0 at the half when McCrane converted on a 31-yard field goal with 1:06 remaining. Ertz completed a pass of 37 yards and tailback Dalvin Warmack had a big 18-yard rush in the drive to set up the score.

Once again, the Mountaineer defense was able to keep the Wildcats out of the end zone on the 11-play scoring drive, which consumed more than

5:00 in the quarter. Trailing only 13-0 at the half was a plus for West Virginia, which was outgained 178-174, in total yards at the halfway point.

West Virginia got the ball first in the second half, and needed to put some points on the board. The offense delivered with a 55-yard drive and a 37-yard field goal by Lambert. Howard hit receiver Daikiel Shorts Jr. for a 31-yard pass play to move the chains on third down and keep the drive alive.

After Lambert's field goal, Kansas State struck again with a 58-yard kickoff return by Byron Pringle setting the Wildcat offense up in good field position. Ertz took care of the rest as he rushed for 25 of the 37 yards in the nine-play drive, leading to a 22-yard field goal by McCrane for a 16-3 Wildcat

advantage. However, once again, the Mountaineer defense kept KSU out of the end zone, which would be crucial heading into the final stanza.

Fourth quarter action belonged to West Virginia as the Mountaineers used two scoring drives and a big defensive stand to finally break through and defeat Kansas State.

The Mountaineers scored their first touchdown of the game with 13:41 left to play on Crawford's one-yard run. The score was set up by Howard's 52-yard completion to Gibson.

With Kansas State leading 16-10, the Mountaineer defense continued to keep the game close, coming up with an interception and a three-and-out on the Wildcats' next two drives.

With the sellout crowd back in the game, Howard started the winning drive with 8:18 left to play. Nine snaps later, he found Jovon Durante for a seven-yard scoring toss to give the Mountaineers their first lead.

Howard finished with 298 yards passing, Crawford added 104 rushing and Gibson 104 yards receiving to lead the WVU offense. Jarrod Harper paced three defense with eight tackles.

KSU got 166 yards passing from Ertz followed by 61 receiving from Pringle and 53 from tailback Charles Jones. The Wildcat defense was led by Elijah Lee with eight tackles, one sack and one interception. McCrane hit his first three field goals, but could not convert on attempt number four.

Final totals showed West Virginia with 124 yards rushing and 298 passing to total 422 yards of offense. Kansas State finished with 120 yards on the ground and 166 through the air for 286 total yards.

West Virginia improved to 4-0 and won its Big 12 Conference opener for the first time since 2012. The victory broke an overall five-game losing streak to Kansas State.

SCORING AND STATISTICAL SUMMARY

	1	2	3	4	Total
Kansas State	7	6	3	0	16
West Virginia	0	0	3	14	17

1st	KSU - Jesse Ertz 2 rush (Matthew McCrane kick)	
2nd	KSU - McCrane 37 FG KSU - McCrane 31 FG	
3rd	WVU - Josh Lambert 37 FG KSU - McCrane 22 FG	
4th	WVU - Justin Crawford 1 rush (Mike Molina kick) WVU - Jovon Durante 7 pass from Skyler Howard (Molina kick)	

	KSU	WVU
First Downs	17	21
Rushes/Yards	42/120	35/124
Passing Yardage	166	298
Passes	10/30/1	24/41/1
Punts	5/207/41.4	4/160/40.0
Fumbles/Lost	1/0	1/1
Return Yardage	101	60
Penalties/Yards	6/25	6/60
Time of Possession	33:42	26:18

WVU RUSHING: Crawford 18-104, Shell 8-35; WVU PASSING: Howard 24-41-1-298; WVU RECEIVING: Durante 7-67, Shorts 5-72, Gibson 3-104; WVU TACKLES (TFL/QS): Harper 8, White 8 (1/1), Tyler 8 (1/0), Benton 6; WVU INTERCEPTIONS: Douglas

KSU RUSHING: Jones 16-53, Warmack 8-35; KSU PASSING: Ertz 10-30-1-166; KSU RECEIVING: Pringle 4-61, Heath 2-35; KSU TACKLES (TFL/QS): Lee 14 (1/1), Barnette 8; KSU INTERCEPTIONS: Lee.

Attendance - 61,701

The Automated ScoreBook
West Virginia Game Results (as of Oct 16, 2016)
All games

Date	Opponent	Score	Overall Record	Conference Record	Time	Attend
Sep 3, 2016	MISSOURI	W 26-11	1- 0- 0	0- 0- 0	3:27	60125
Sep 10, 2016	YOUNGSTOWN STATE	W 38-21	2- 0- 0	0- 0- 0	3:38	56261
Sep 24, 2016	vs BYU	W 35-32	3- 0- 0	0- 0- 0	3:23	38207
* Oct. 1, 2016	KANSAS STATE	W 17-16	4- 0- 0	1- 0- 0	3:25	61701
* Oct 15, 2016	at Texas Tech	W 48-17	5- 0- 0	2- 0- 0	3:37	54111

* indicates conference game

Opponent	Score	-----FIRST DOWNS-----				---RUSHING---		-----PASSING-----			--TOTAL OFFENSE--		Return Yards	Turn-Overs
		Total	Rush	Pass	Pen	Number-Yards	Comp-Att-Int	Yards	Plays-Yards	Yards				
MISSOURI.....	26-11	24/26	9/13	13/11	2/2	48-241 / 47-180	23-37- 2 / 24-53- 0	253/282	85-494 / 100-462	71/57	3/1			
YOUNGSTOWN STATE....	38-21	30/21	11/10	16/10	3/1	46-235 / 41-185	20-33- 1 / 15-32- 1	389/220	79-624 / 73-405	68/130	1/1			
BYU.....	35-32	26/27	7/12	17/14	2/1	35-149 / 40-280	31-40- 1 / 23-36- 3	332/241	75-481 / 76-521	175/157	2/4			
KANSAS STATE.....	17-16	21/17	6/7	15/8	0/2	35-124 / 42-120	24-41- 1 / 10-30- 1	298/166	76-422 / 72-286	52/101	2/1			
Texas Tech.....	48-17	28/21	15/6	12/12	1/3	46-332 / 27-34	21-31- 0 / 32-50- 1	318/345	77-650 / 77-379	29/92	0/1			
Totals.....	164-97	129/112	48/48	73/55	8/9	210-1081/197-799	119-182- 5/104-201- 6	1590/1254	392-2671/ 398-2053	395/537	8/8			

Note: Game totals are displayed in the format TEAM/OPPONENT for each category

The Automated ScoreBook
West Virginia Overall Team Statistics (as of Oct 17, 2016)
All games

Team Statistics	WVU	OPP
SCORING	164	97
Points Per Game	32.8	19.4
Points Off Turnovers	24	10
FIRST DOWNS	129	112
Rushing	48	48
Passing	73	55
Penalty	8	9
RUSHING YARDAGE	1081	799
Yards gained rushing	1140	923
Yards lost rushing	59	124
Rushing Attempts	210	197
Average Per Rush	5.1	4.1
Average Per Game	216.2	159.8
TDs Rushing	11	5
PASSING YARDAGE	1590	1254
Comp-Att-Int	119-182-5	104-201-6
Average Per Pass	8.7	6.2
Average Per Catch	13.4	12.1
Average Per Game	318.0	250.8
TDs Passing	8	6
TOTAL OFFENSE	2671	2053
Total Plays	392	398
Average Per Play	6.8	5.2
Average Per Game	534.2	410.6
KICK RETURNS: #-Yards	14-302	18-461
PUNT RETURNS: #-Yards	11-24	6-58
INT RETURNS: #-Yards	6-69	5-18
KICK RETURN AVERAGE	21.6	25.6
PUNT RETURN AVERAGE	2.2	9.7
INT RETURN AVERAGE	11.5	3.6
FUMBLES-LOST	3-3	6-2
PENALTIES-Yards	29-287	35-294
Average Per Game	57.4	58.8
PUNTS-Yards	17-752	27-1093
Average Per Punt	44.2	40.5
Net punt average	37.3	37.4
KICKOFFS-Yards	33-1927	21-1304
Average Per Kick	58.4	62.1
Net kick average	35.3	40.6
TIME OF POSSESSION/Game	29:31	30:29
3RD-DOWN Conversions	33/70	43/90
3rd-Down Pct	47%	48%
4TH-DOWN Conversions	4/6	3/7
4th-Down Pct	67%	43%
SACKS BY-Yards	9-84	4-15
MISC YARDS	0	0
TOUCHDOWNS SCORED	20	11
FIELD GOALS-ATTEMPTS	8-11	7-10
ON-SIDE KICKS	0-0	1-1
RED-ZONE SCORES	(22-26) 85%	(15-19) 79%
RED-ZONE TOUCHDOWNS	(14-26) 54%	(8-19) 42%
PAT-ATTEMPTS	(20-20) 100%	(8-8) 100%
ATTENDANCE	178087	54111
Games/Avg Per Game	3/59362	1/54111
Neutral Site Games		1/38207

Score by Quarters	1st	2nd	3rd	4th	OT	Total
West Virginia	34	38	40	52	0	164
Opponents	21	29	12	35	0	97

The Automated ScoreBook
West Virginia Overall Individual Statistics (as of Oct 17, 2016)
All games

<u>Rushing</u>	<u>gp</u>	<u>att</u>	<u>gain</u>	<u>loss</u>	<u>net</u>	<u>avg</u>	<u>td</u>	<u>lg</u>	<u>avg/g</u>
Crawford, Justin	5	67	384	11	373	5.6	3	29	74.6
Shell III, Rushel	5	72	356	8	348	4.8	5	23	69.6
Howard, Skyler	5	44	212	17	195	4.4	3	20	39.0
McKoy, Kennedy	5	8	138	0	138	17.2	0	38	27.6
Wellman, Elijah	5	8	29	3	26	3.2	0	11	5.2
Crest Jr., William	3	4	17	7	10	2.5	0	9	3.3
Durante, Jovon	5	1	4	0	4	4.0	0	4	0.8
Orlosky, Tyler	5	1	0	2	-2	-2.0	0	0	-0.4
TEAM	2	5	0	11	-11	-2.2	0	0	-5.5
Total	5	210	1140	59	1081	5.1	11	38	216.2
Opponents	5	197	923	124	799	4.1	5	56	159.8

<u>Passing</u>	<u>gp</u>	<u>effic</u>	<u>comp-att-int</u>	<u>pct</u>	<u>yds</u>	<u>td</u>	<u>lg</u>	<u>avg/g</u>
Howard, Skyler	5	150.53	119-180-4	66.1	1590	8	57	318.0
Chugunov, Chris	1	-100.00	0-2-1	0.0	0	0	0	0.0
Total	5	147.78	119-182-5	65.4	1590	8	57	318.0
Opponents	5	108.03	104-201-6	51.7	1254	6	74	250.8

<u>Receiving</u>	<u>gp</u>	<u>no.</u>	<u>yds</u>	<u>avg</u>	<u>td</u>	<u>lg</u>	<u>avg/g</u>
Shorts Jr., Daikiel	5	27	418	15.5	2	53	83.6
Gibson, Shelton	5	23	472	20.5	2	57	94.4
White, Ka'Raun	5	23	261	11.3	1	53	52.2
Durante, Jovon	5	17	182	10.7	1	51	36.4
Crawford, Justin	5	9	50	5.6	1	17	10.0
Shell III, Rushel	5	8	56	7.0	0	22	11.2
Jennings, Gary	5	4	76	19.0	0	47	15.2
McKoy, Kennedy	5	3	32	10.7	1	21	6.4
Mathis, Devonte	5	2	33	16.5	0	20	6.6
Wellman, Elijah	5	2	8	4.0	0	4	1.6
Simms, Marcus	3	1	2	2.0	0	2	0.7
Total	5	119	1590	13.4	8	57	318.0
Opponents	5	104	1254	12.1	6	74	250.8

<u>Punt Returns</u>	<u>no.</u>	<u>yds</u>	<u>avg</u>	<u>td</u>	<u>lg</u>
Jennings, Gary	11	24	2.2	0	18
Total	11	24	2.2	0	18
Opponents	6	58	9.7	0	19

<u>Interceptions</u>	<u>no.</u>	<u>yds</u>	<u>avg</u>	<u>td</u>	<u>lg</u>
Douglas, Rasul	2	54	27.0	1	54
Tyler, Jeremy	1	0	0.0	0	0
Walters, Sean	1	0	0.0	0	0
Benton, Al-Rasheed	1	13	13.0	0	13
Fleming, Maurice	1	2	2.0	0	2
Total	6	69	11.5	1	54
Opponents	5	18	3.6	0	20

<u>Kick Returns</u>	<u>no.</u>	<u>yds</u>	<u>avg</u>	<u>td</u>	<u>lg</u>
Gibson, Shelton	13	281	21.6	0	36
Jennings, Gary	1	21	21.0	0	21
Total	14	302	21.6	0	36
Opponents	18	461	25.6	0	58

<u>Fumble Returns</u>	<u>no.</u>	<u>yds</u>	<u>avg</u>	<u>td</u>	<u>lg</u>
Total	0	0	0.0	0	0
Opponents	0	0	0.0	0	0

The Automated ScoreBook
West Virginia Overall Individual Statistics (as of Oct 17, 2016)
All games

Scoring	td	fg	PAT				dpx	saf	pts
			kick	rush	rcv	pass			
Molina, Mike	-	7-9	20-20	-	-	-	-	-	41
Shell III, Rushel	5	-	-	-	-	-	-	-	30
Crawford, Justin	4	-	-	-	-	-	-	-	24
Howard, Skyler	3	-	-	-	-	-	-	-	18
Gibson, Shelton	2	-	-	-	-	-	-	-	12
Shorts Jr., Daikiel	2	-	-	-	-	-	-	-	12
McKoy, Kennedy	1	-	-	-	-	-	-	-	6
Durante, Jovon	1	-	-	-	-	-	-	-	6
White, Ka'Raun	1	-	-	-	-	-	-	-	6
Douglas, Rasul	1	-	-	-	-	-	-	-	6
Lambert, Josh	-	1-2	-	-	-	-	-	-	3
Total	20	8-11	20-20	-	-	-	-	-	164
Opponents	11	7-10	8-8	-	1	1-3	-	-	97

Total Offense	g	plays	rush	pass	total	avg/g
Howard, Skyler	5	224	195	1590	1785	357.0
Crawford, Justin	5	67	373	0	373	74.6
Shell III, Rushel	5	72	348	0	348	69.6
McKoy, Kennedy	5	8	138	0	138	27.6
Wellman, Elijah	5	8	26	0	26	5.2
Crest Jr., William	3	4	10	0	10	3.3
Durante, Jovon	5	1	4	0	4	0.8
Orlosky, Tyler	5	1	-2	0	-2	-0.4
TEAM	2	5	-11	0	-11	-5.5
Total	5	392	1081	1590	2671	534.2
Opponents	5	398	799	1254	2053	410.6

Field Goals	fg	pct.	01-19	20-29	30-39	40-49	50-99	lg	blk
Molina, Mike	7-9	77.8	1-1	3-3	3-4	0-1	0-0	34	0
Lambert, Josh	1-2	50.0	0-0	0-0	1-2	0-0	0-0	37	0

Punting	no.	yds	avg	lg	tb	fc	i20	50+	blk
Kinney, Billy	17	752	44.2	55	3	3	5	3	0
Total	17	752	44.2	55	3	3	5	3	0
Opponents	27	1093	40.5	59	3	1	9	6	0

FG Sequence	West Virginia	Opponents
Missouri	(19),(26),(21),(33)	(24),24,42
Youngstown State	30,(32)	-
BYU	-	(22),(25)
Kansas State	30,(37)	(37),(31),(22),43
Texas Tech	43,(34),(22)	(42)

Kickoffs	no.	yds	avg	tb	ob	retn	net	ydln
Molina, Mike	32	1885	58.9	12	2			
Lambert, Josh	1	42	42.0	0	0			
Total	33	1927	58.4	12	2	25.6	35.3	29
Opponents	21	1304	62.1	6	1	21.6	40.6	24

Numbers in (parentheses) indicate field goal was made.

The Automated ScoreBook
West Virginia Overall Individual Statistics (as of Oct 17, 2016)
All games

<u>All Purpose</u>	<u>g</u>	<u>rush</u>	<u>rcv</u>	<u>pr</u>	<u>kr</u>	<u>ir</u>	<u>total</u>	<u>avg/g</u>
Gibson, Shelton	5	0	472	0	281	0	753	150.6
Crawford, Justin	5	373	50	0	0	0	423	84.6
Shorts Jr., Daiki	5	0	418	0	0	0	418	83.6
Shell III, Rushel	5	348	56	0	0	0	404	80.8
White, Ka'Raun	5	0	261	0	0	0	261	52.2
Howard, Skyler	5	195	0	0	0	0	195	39.0
Durante, Jovon	5	4	182	0	0	0	186	37.2
McKoy, Kenned	5	138	32	0	0	0	170	34.0
Jennings, Gary	5	0	76	24	21	0	121	24.2
Douglas, Rasul	5	0	0	0	0	54	54	10.8
Wellman, Elijah	5	26	8	0	0	0	34	6.8
Mathis, Devonte	5	0	33	0	0	0	33	6.6
Benton, Al-Rash	5	0	0	0	0	13	13	2.6
Crest Jr., Willia	3	10	0	0	0	0	10	3.3
Fleming, Mauric	5	0	0	0	0	2	2	0.4
Simms, Marcus	3	0	2	0	0	0	2	0.7
Orlosky, Tyler	5	-2	0	0	0	0	-2	-0.4
TEAM	2	-11	0	0	0	0	-11	-5.5
Total	5	1081	1590	24	302	69	3066	613.2
Opponents	5	799	1254	58	461	18	2590	518.0

The Automated ScoreBook
West Virginia Overall Defensive Statistics (as of Oct 17, 2016)
All games

##	Defensive Leaders	gp	Tackles			tfl/yds	Sacks no-yds	Pass defense			Fumbles		blkd	
			ua	a	tot			int-yds	brup	qbh	rcv-yds	ff	kick	saf
22	Harper, Jarrod	5	22	8	30	.	.	.	1	
8D	White, Kyzir	5	24	5	29	3.0-11	1.0-8	.	2	
30	Arndt, Justin	5	15	13	28	4.0-25	2.0-21	
13	Douglas, Rasul	5	19	9	28	2.0-12	1.0-11	2-54	4	
2D	Tyler, Jeremy	5	22	4	26	1.0-3	.	1-0	3	.	.	1	.	
3D	Benton, Al-Rasheed	5	17	9	26	.	.	1-13	.	2	.	.	.	
49	Howard, Darrien	5	12	7	19	3.0-24	1.0-22	1	.	
88	Shuler II, Adam	5	8	8	16	1	.	
24	Fleming, Maurice	5	14	2	16	.	.	1-2	4	.	.	1	.	
1D	Crawford, Antonio	4	15	1	16	1.0-3	.	.	4	
1E	Long, David	5	10	4	14	1.5-7	.	.	.	1	.	.	.	
97	Nwachukwu, Noble	5	12	1	13	3.0-12	2.0-8	.	.	1	.	.	.	
95	Brown, Christian	5	8	5	13	3.0-9	1.0-5	.	1	.	1-0	.	.	
14	Kyeremeh, Nana	5	6	3	9	.	.	.	1	
27	Walters, Sean	5	7	2	9	2.0-12	1.0-9	1-0	
18	Gross Jr., Marvin	5	3	3	6	1.0-6	
1B	Avery, Toyous	3	5	.	5	.	.	.	1	
5D	Preston, Xavier	4	3	1	4	1	.	.	.	
2E	Sharif, Khairi	4	4	.	4	1-0	.	.	
19	Battle, Elijah	3	3	1	4	0.5-1	
46	Donahue, Reese	4	3	.	3	
5	Durante, Jovon	5	2	.	2	
92	Lewis, Jon	5	1	1	2	
38	Commodore, Shane	5	1	1	2	
44	Christian II, Hodari	4	2	.	2	
28	Wellman, Elijah	5	1	1	2	
9D	Stewart, Jovanni	4	2	.	2	
7D	Shariff, Khairi	1	1	.	1	
62	Bosch, Kyle	5	1	.	1	
52	Meadows, Nick	5	1	.	1	
12	Jennings, Gary	5	1	.	1	
4	McKoy, Kennedy	5	.	1	1	
31	Sandwich, Zach	1	1	.	1	
48	Molina, Mike	5	1	.	1	
1	Gibson, Shelton	5	1	.	1	
Total		5	248	90	338	25-125	9-84	6-69	21	5	2-0	4	.	
Opponents		5	277	70	347	17-39	4-15	5-18	13	9	3-0	1	.	

The Automated ScoreBook
West Virginia Individual Season/Career Statistics (as of Oct 17, 2016)
All games

	SEASON								CAREER									
Rushing	gp	att	gain	loss	net	avg	td	lg	avg/g	gp	att	gain	loss	net	avg	td	lg	avg/g
Crawford, Justin	5	67	384	11	373	5.6	3	29	74.6	5	67	384	11	373	5.6	3	29	74.6
Shell III, Rushel	5	72	356	8	348	4.8	5	23	69.6	30	409	1927	83	1844	4.5	20	54	61.5
Howard, Skyler	5	44	212	17	195	4.4	3	20	39.0	22	223	1110	273	837	3.8	9	50	38.0
McKoy, Kennedy	5	8	138	0	138	17.2	0	38	27.6	5	8	138	0	138	17.2	0	38	27.6
Wellman, Elijah	5	8	29	3	26	3.2	0	11	5.2	30	24	111	8	103	4.3	1	17	3.4
Crest Jr., William	3	4	17	7	10	2.5	0	9	3.3	15	29	175	31	144	5.0	2	28	9.6
Durante, Jovon	5	1	4	0	4	4.0	0	4	0.8	17	1	4	0	4	4.0	0	4	0.2
Orlosky, Tyler	5	1	0	2	-2	-2.0	0	0	-0.4	42	1	0	2	-2	-2.0	0	0	0.0
TEAM	2	5	0	11	-11	-2.2	0	0	-5.5									
Total	5	210	1140	59	1081	5.1	11	38	216.2									
Opponents	5	197	923	124	799	4.1	5	56	159.8									
Passing	gp	effic	comp-att-int	pct	yds	td	lg	avg/g	gp	effic	comp-att-int	pct	yds	td	lg	avg/g		
Howard, Skyler	5	150.53	119-180-4	66.1	1590	8	57	318.0	22	139.39	396-693-18	57.1	5564	42	70	252.9		
Chugunov, Chris	1	-100.00	0-2-1	0.0	0	0	0	0.0	1	-100.00	0-2-1	0.0	0	0	0	0.0		
Total	5	147.78	119-182-5	65.4	1590	8	57	318.0										
Opponents	5	108.03	104-201-6	51.7	1254	6	74	250.8										
Receiving	gp	no.	yds	avg	td	lg	avg/g	gp	no.	yds	avg	td	lg	avg/g				
Shorts Jr., Daikiel	5	27	418	15.5	2	53	83.6	43	141	1787	12.7	11	53	41.6				
Gibson, Shelton	5	23	472	20.5	2	57	94.4	30	64	1419	22.2	11	70	47.3				
White, Ka'Raun	5	23	261	11.3	1	53	52.2	14	38	536	14.1	1	53	38.3				
Durante, Jovon	5	17	182	10.7	1	51	36.4	17	41	560	13.7	6	57	32.9				
Crawford, Justin	5	9	50	5.6	1	17	10.0	5	9	50	5.6	1	17	10.0				
Shell III, Rushel	5	8	56	7.0	0	22	11.2	30	45	297	6.6	0	22	9.9				
Jennings, Gary	5	4	76	19.0	0	47	15.2	18	11	192	17.5	1	64	10.7				
McKoy, Kennedy	5	3	32	10.7	1	21	6.4	5	3	32	10.7	1	21	6.4				
Mathis, Devonte	5	2	33	16.5	0	20	6.6	31	15	162	10.8	0	20	5.2				
Wellman, Elijah	5	2	8	4.0	0	4	1.6	30	11	35	3.2	3	10	1.2				
Simms, Marcus	3	1	2	2.0	0	2	0.7	3	1	2	2.0	0	2	0.7				
Total	5	119	1590	13.4	8	57	318.0											
Opponents	5	104	1254	12.1	6	74	250.8											
Total Offense	g	plays	rush	pass	total	avg/g	g	plays	rush	pass	total	avg/g						
Howard, Skyler	5	224	195	1590	1785	357.0	22	916	837	5564	6401	291.0						
Crawford, Justin	5	67	373	0	373	74.6	5	67	373	0	373	74.6						
Shell III, Rushel	5	72	348	0	348	69.6	30	409	1844	0	1844	61.5						
McKoy, Kennedy	5	8	138	0	138	27.6	5	8	138	0	138	27.6						
Wellman, Elijah	5	8	26	0	26	5.2	30	24	103	0	103	3.4						
Crest Jr., William	3	4	10	0	10	3.3	15	58	144	131	275	18.3						
Durante, Jovon	5	1	4	0	4	0.8	17	1	4	0	4	0.2						
Orlosky, Tyler	5	1	-2	0	-2	-0.4	42	1	-2	0	-2	0.0						
TEAM	2	5	-11	0	-11	-5.5												
Total	5	392	1081	1590	2671	534.2												
Opponents	5	398	799	1254	2053	410.6												
Scoring	td	fg	PAT				td	fg	PAT				pts					
			kick	rush	rcv	pass	dxp	saf	pts	td	fg	kick	rush	rcv	pass	dxp	saf	pts
Molina, Mike	-	7-9	20-20	-	-	-	-	-	41	-	7-9	22-22	-	-	-	-	-	43
Shell III, Rushel	5	-	-	-	-	-	-	-	30	20	-	-	-	-	-	-	-	120
Crawford, Justin	4	-	-	-	-	-	-	-	24	4	-	-	-	-	-	-	-	24
Howard, Skyler	3	-	-	-	-	-	-	-	18	9	-	-	-	-	-	-	-	54
Gibson, Shelton	2	-	-	-	-	-	-	-	12	12	-	-	-	-	-	-	-	72
Shorts Jr., Daikiel	2	-	-	-	-	-	-	-	12	11	-	-	-	-	-	-	-	66
Douglas, Rasul	1	-	-	-	-	-	-	-	6	1	-	-	-	-	-	-	-	6
McKoy, Kennedy	1	-	-	-	-	-	-	-	6	1	-	-	-	-	-	-	-	6
Durante, Jovon	1	-	-	-	-	-	-	-	6	6	-	-	-	-	-	-	-	36
White, Ka'Raun	1	-	-	-	-	-	-	-	6	1	-	-	-	-	-	-	-	6
Lambert, Josh	-	1-2	-	-	-	-	-	-	3	-	69-92	133-135	-	-	-	-	-	340
Total	20	8-11	20-20	-	-	-	-	-	164									
Opponents	11	7-10	8-8	-	1	1-3	-	-	97									

The Automated ScoreBook
West Virginia Individual Season/Career Statistics (as of Oct 17, 2016)
All games

SEASON						CAREER					
Punt Returns	no.	yds	avg	td	lg	no.	yds	avg	td	lg	
Jennings, Gary	11	24	2.2	0	18	24	93	3.9	0	21	
Total	11	24	2.2	0	18						
Opponents	6	58	9.7	0	19						

Kick Returns	no.	yds	avg	td	lg	no.	yds	avg	td	lg
Gibson, Shelton	13	281	21.6	0	36	37	892	24.1	1	100
Jennings, Gary	1	21	21.0	0	21	6	138	23.0	0	35
Total	14	302	21.6	0	36					
Opponents	18	461	25.6	0	58					

Interceptions	no.	yds	avg	td	lg	no.	yds	avg	td	lg
Douglas, Rasul	2	54	27.0	1	54	3	54	18.0	1	54
Tyler, Jeremy	1	0	0.0	0	0	2	16	8.0	0	16
Walters, Sean	1	0	0.0	0	0	1	0	0.0	0	0
Fleming, Maurice	1	2	2.0	0	2	1	2	2.0	0	2
Benton, Al-Rasheed	1	13	13.0	0	13	1	13	13.0	0	13
Total	6	69	11.5	1	54					
Opponents	5	18	3.6	0	20					

Fumble Returns	no.	yds	avg	td	lg	no.	yds	avg	td	lg
Total	0	0	0.0	0	0					
Opponents	0	0	0.0	0	0					

All Purpose	g	rush	rcv	pr	kr	ir	total	avg/g	g	rush	rcv	pr	kr	ir	total	avg/g
Gibson, Shelton	5	0	472	0	281	0	753	150.6	30	0	1419	0	892	0	2311	77.0
Crawford, Justin	5	373	50	0	0	0	423	84.6	5	373	50	0	0	0	423	84.6
Shorts Jr., Daikie	5	0	418	0	0	0	418	83.6	43	0	1787	0	0	0	1787	41.6
Shell III, Rushel	5	348	56	0	0	0	404	80.8	30	1844	297	3	61	0	2205	73.5
White, Ka'Raun	5	0	261	0	0	0	261	52.2	14	0	536	0	0	0	536	38.3
Howard, Skyler	5	195	0	0	0	0	195	39.0	22	837	0	0	0	0	837	38.0
Durante, Jovon	5	4	182	0	0	0	186	37.2	17	4	560	14	316	0	894	52.6
McKoy, Kennedy	5	138	32	0	0	0	170	34.0	5	138	32	0	0	0	170	34.0
Jennings, Gary	5	0	76	24	21	0	121	24.2	18	0	192	93	138	0	423	23.5
Douglas, Rasul	5	0	0	0	0	54	54	10.8	16	0	0	0	0	54	54	3.4
Wellman, Elijah	5	26	8	0	0	0	34	6.8	30	103	35	0	0	0	138	4.6
Mathis, Devonte	5	0	33	0	0	0	33	6.6	31	0	162	0	0	0	162	5.2
Benton, Al-Rashe	5	0	0	0	0	13	13	2.6	31	0	0	0	0	13	13	0.4
Crest Jr., William	3	10	0	0	0	0	10	3.3	15	144	29	0	0	0	173	11.5
Fleming, Maurice	5	0	0	0	0	2	2	0.4	5	0	0	0	0	2	2	0.4
Simms, Marcus	3	0	2	0	0	0	2	0.7	3	0	2	0	0	0	2	0.7
Orlosky, Tyler	5	-2	0	0	0	0	-2	-0.4	42	-2	0	0	0	0	-2	0.0
TEAM	2	-11	0	0	0	0	-11	-5.5								
Total	5	1081	1590	24	302	69	3066	613.2								
Opponents	5	799	1254	58	461	18	2590	518.0								

Field Goals	att	good	long	blkd	att	good	long	blkd
Molina, Mike	9	7	34	0	9	7	34	0
Lambert, Josh	2	1	37	0	92	69	55	6
Total	11	8	37	0				
Opponents	10	7	42	0				

Punting	no.	yds	avg	lg	blk	no.	yds	avg	lg	blk
Kinney, Billy	17	752	44.2	55	0	17	752	44.2	55	0
Total	17	752	44.2	55	0					
Opponents	27	1093	40.5	59	0					

The Automated ScoreBook
West Virginia Team Game-by-Game (as of Oct 17, 2016)
All games

TEAM STATISTICS

Date	Opponent	Rushing				Receiving				Passing				Kick Returns				Punt Returns				tot off		
		no.	yds	td	lg	no.	yds	td	lg	cmp	att	int	yds	td	lg	no.	yds	td	lg	no.	yds		td	lg
Sep 3	MISSOURI	48	241	2	29	23	253	0	29	23	37	2	253	0	29	2	64	0	34	4	7	0	8	494
Sep 10	YOUNGSTOWN STATE	46	235	0	22	20	389	5	57	20	33	1	389	5	57	2	38	0	21	2	17	0	18	624
Sep 24	vs BYU	35	149	3	21	31	332	1	51	31	40	1	332	1	51	6	119	0	36	0	0	0	0	481
Oct. 1	KANSAS STATE	35	124	1	21	24	298	1	52	24	41	1	298	1	52	3	56	0	19	3	-4	0	4	422
Oct 15	at Texas Tech	46	332	5	38	21	318	1	53	21	31	0	318	1	53	1	25	0	25	2	4	0	3	650
Opponents		210	1081	11	38	119	1590	8	57	119	182	5	1590	8	57	14	302	0	36	11	24	0	18	2671
		197	799	5	56	104	1254	6	74	104	201	6	1254	6	74	18	461	0	58	6	58	0	19	2053

Games: 5 • Avg/rush: 5.1 • Avg/catch: 13.4 • Pass effic: 147.78 • KR avg: 21.6 • PR avg: 2.2 • All purpose avg/game: 613.2 • Total offense avg/gm: 534.2

Date	Opponent	Tackles				Sacks	Fumble		Pass Defense			blkd	PAT Attempts			off			
		ua	a	total	tfl-yds		no-yds	ff	fr-yds	int-yds	qbh		brup	kick	kick	rush	rcv	saf	t/o
Sep 3	MISSOURI	65	10	75	3.0-13	1.0-9	1	1-0	0-0	0	6	0	2-2	0	0	0	0	3	26
Sep 10	YOUNGSTOWN STATE	52	10	62	4.0-8	0.0-0	0	0-0	1-13	1	6	0	5-5	0	0	0	0	0	38
Sep 24	vs BYU	38	42	80	2.0-7	1.0-6	2	1-0	3-56	1	4	0	5-5	0	0	0	0	14	35
Oct. 1	KANSAS STATE	45	16	61	8.0-37	3.0-22	0	0-0	1-0	1	2	0	2-2	0	0	0	0	17	
Oct 15	at Texas Tech	48	12	60	8.0-60	4.0-47	1	0-0	1-0	2	3	0	6-6	0	0	0	0	7	48
Opponents		248	90	338	25.0-125	9.0-84	4	2-0	6-69	5	21	0	20-20	0	0	0	0	24	164
		277	70	347	17.0-39	4.0-15	1	3-0	5-18	9	13	0	8-8	0	1	0	10	97	

Date	Opponent	Punting							Field Goals			Kickoffs						
		no.	yds	avg	long	blkd	tb	fc	50+	i20	md-att	long	blkd	no.	yds	avg	tb	ob
Sep 3	MISSOURI	5	227	45.4	53	0	2	1	1	1	4-4	33	0	7	435	62.1	4	0
Sep 10	YOUNGSTOWN STATE	4	197	49.2	55	0	1	0	2	1	1-2	32	0	7	441	63.0	3	0
Sep 24	vs BYU	3	123	41.0	46	0	0	1	0	1	0-0	0	0	6	320	53.3	0	1
Oct. 1	KANSAS STATE	4	160	40.0	46	0	0	1	0	2	1-2	37	0	4	210	52.5	0	0
Oct 15	at Texas Tech	1	45	45.0	45	0	0	0	0	0	2-3	34	0	9	521	57.9	5	1
Opponents		17	752	44.2	55	0	3	3	3	5	8-11	37	0	33	1927	58.4	12	2
		27	1093	40.5	59	0	3	1	6	9	7-10	42	0	21	1304	62.1	6	1

The Automated ScoreBook
West Virginia Opponent Game-by-Game (as of Oct 17, 2016)
All games

OPPONENT STATISTICS

Date	Opponent	Rushing				Receiving				Passing				Kick Returns				Punt Returns				tot off		
		no.	yds	td	lg	no.	yds	td	lg	cmp	att	int	yds	td	lg	no.	yds	td	lg	no.	yds		td	lg
Sep 3	MISSOURI	47	180	0	21	24	282	1	42	24	53	0	282	1	42	3	59	0	23	1	2	0	2	462
Sep 10	YOUNGSTOWN STATE	41	185	2	16	15	220	1	74	15	32	1	220	1	74	4	107	0	39	2	21	0	19	405
Sep 24	vs BYU	40	280	2	56	23	241	2	29	23	36	3	241	2	29	5	121	0	50	1	16	0	16	521
Oct. 1	KANSAS STATE	42	120	1	20	10	166	0	37	10	30	1	166	0	37	3	101	0	58	1	0	0	0	286
Oct 15	at Texas Tech	27	34	0	10	32	345	2	44	32	50	1	345	2	44	3	73	0	46	1	19	0	19	379
West Virginia		197	799	5	56	104	1254	6	74	104	201	6	1254	6	74	18	461	0	58	6	58	0	19	2053
West Virginia		210	1081	11	38	119	1590	8	57	119	182	5	1590	8	57	14	302	0	36	11	24	0	18	2671

Games: 5 • Avg/rush: 4.1 • Avg/catch: 12.1 • Pass effic: 108.03 • KR avg: 25.6 • PR avg: 9.7 • All purpose avg/game: 518.0 • Total offense avg/gm: 410.6

Date	Opponent	Tackles				Sacks	Fumble		Pass Defense			blkd	PAT Attempts			off			
		ua	a	total	tfl-yds		no-yds	ff	fr-yds	int-yds	qbh		brup	kick	kick	rush	rcv	saf	t/o
Sep 3	MISSOURI	69	6	75	6.0-15	0.0-0	0	1-0	2-4	0	1	0	0-0	0	1	0	0	0	11
Sep 10	YOUNGSTOWN STATE	61	8	69	1.0-1	0.0-0	0	0-0	1-2	3	4	0	3-3	0	0	0	0	21	
Sep 24	vs BYU	44	36	80	4.0-5	1.0-1	0	1-0	1-20	0	2	0	2-2	0	0	0	3	32	
Oct. 1	KANSAS STATE	54	8	62	5.0-17	3.0-14	1	1-0	1-0	5	3	0	1-1	0	0	0	7	16	
Oct 15	at Texas Tech	49	12	61	1.0-1	0.0-0	0	0-0	0-0	1	3	0	2-2	0	0	0	0	17	
West Virginia		277	70	347	17.0-39	4.0-15	1	3-0	5-18	9	13	0	8-8	0	1	0	10	97	
West Virginia		248	90	338	25.0-125	9.0-84	4	2-0	6-69	5	21	0	20-20	0	0	0	24	164	

Date	Opponent	Punting							Field Goals			Kickoffs						
		no.	yds	avg	long	blkd	tb	fc	50+	i20	md-att	long	blkd	no.	yds	avg	tb	ob
Sep 3	MISSOURI	8	314	39.2	50	0	0	0	1	3	1-3	24	0	2	122	61.0	0	0
Sep 10	YOUNGSTOWN STATE	8	356	44.5	59	0	3	0	3	3	0-0	0	0	4	257	64.2	2	0
Sep 24	vs BYU	2	70	35.0	42	0	0	0	0	1	2-2	25	0	6	376	62.7	0	0
Oct. 1	KANSAS STATE	5	207	41.4	50	0	0	1	1	0	3-4	37	0	5	289	57.8	1	1
Oct 15	at Texas Tech	4	146	36.5	57	0	0	0	1	2	1-1	42	0	4	260	65.0	3	0
West Virginia		27	1093	40.5	59	0	3	1	6	9	7-10	42	0	21	1304	62.1	6	1
West Virginia		17	752	44.2	55	0	3	3	3	5	8-11	37	0	33	1927	58.4	12	2

The Automated ScoreBook
West Virginia Red-Zone Results (as of Oct 17, 2016)
All games

West Virginia Inside Opponent Red-Zone

Date	Opponent	Score	Times In RZ	Times Scored	Total Pts	Rush TDs	Pass TDs	FGs Made	Failed to score inside RZ						
									FGA	Down	Int	Fumb	Half	Game	
Sep 3, 2016	MISSOURI	W 26-11	5	5	19	1	1	0	4	0	0	0	0	0	0
Sep 10, 2016	YOUNGSTOWN STATE	W 38-21	3	2	10	1	0	1	1	1	0	0	0	0	0
Sep 24, 2016	vs BYU	W 35-32	5	4	28	4	3	1	0	0	0	0	1	0	0
Oct. 1, 2016	KANSAS STATE	W 17-16	5	3	17	2	1	1	1	1	0	0	1	0	0
Oct 15, 2016	at Texas Tech	W 48-17	8	8	48	6	5	1	2	0	0	0	0	0	0
Totals			26	22	122	14	10	4	8	2	0	0	2	0	0
22 of 26 (84.6%)															

Opponents Inside West Virginia Red-Zone

Date	Opponent	Score	Times In RZ	Times Scored	Total Pts	Rush TDs	Pass TDs	FGs Made	Failed to score inside RZ						
									FGA	Down	Int	Fumb	Half	Game	
Sep 3, 2016	MISSOURI	W 26-11	5	2	11	1	0	1	1	2	1	0	0	0	0
Sep 10, 2016	YOUNGSTOWN STATE	W 38-21	2	2	14	2	2	0	0	0	0	0	0	0	0
Sep 24, 2016	vs BYU	W 35-32	5	5	25	3	2	1	2	0	0	0	0	0	0
Oct. 1, 2016	KANSAS STATE	W 17-16	4	4	16	1	1	0	3	0	0	0	0	0	0
Oct 15, 2016	at Texas Tech	W 48-17	3	2	10	1	0	1	1	0	0	1	0	0	0
Totals			19	15	76	8	5	3	7	2	1	1	0	0	0
15 of 19 (78.9%)															

The Automated ScoreBook
West Virginia By-Quarter Statistics (as of Oct 17, 2016)
All games

3rd-Down Conversions

Date	Opponent	Score	Overall	1st Qtr	2nd Qtr	3rd Qtr	4th Qtr	Overtime
Sep 3, 2016	MISSOURI	W 26-11	6-16 37.5	2-4 50.0	1-5 20.0	3-5 60.0	0-2 0.0	
Sep 10, 2016	YOUNGSTOWN STATE	W 38-21	10-15 66.7	2-3 66.7	3-5 60.0	5-6 83.3	0-1 0.0	
Sep 24, 2016	vs BYU	W 35-32	6-12 50.0	2-3 66.7	1-2 50.0	1-2 50.0	2-5 40.0	
Oct. 1, 2016	KANSAS STATE	W 17-16	4-14 28.6	1-3 33.3	0-3 0.0	1-4 25.0	2-4 50.0	
Oct 15, 2016	at Texas Tech	W 48-17	7-13 53.8	2-5 40.0	3-4 75.0	1-2 50.0	1-2 50.0	
	West Virginia		33-70 47.1	9-18 50.0	8-19 42.1	11-19 57.9	5-14 35.7	0-0 0.0
	Opponents		43-90 47.8	10-20 50.0	10-24 41.7	10-22 45.5	13-24 54.2	0-0 0.0

4th-Down Conversions

Date	Opponent	Score	Overall	1st Qtr	2nd Qtr	3rd Qtr	4th Qtr	Overtime
Sep 3, 2016	MISSOURI	W 26-11	0-0 0.0	0-0 0.0	0-0 0.0	0-0 0.0	0-0 0.0	
Sep 10, 2016	YOUNGSTOWN STATE	W 38-21	0-0 0.0	0-0 0.0	0-0 0.0	0-0 0.0	0-0 0.0	
Sep 24, 2016	vs BYU	W 35-32	1-2 50.0	1-1 100.0	0-0 0.0	0-1 0.0	0-0 0.0	
Oct. 1, 2016	KANSAS STATE	W 17-16	2-3 66.7	0-1 0.0	0-0 0.0	2-2 100.0	0-0 0.0	
Oct 15, 2016	at Texas Tech	W 48-17	1-1 100.0	0-0 0.0	0-0 0.0	0-0 0.0	1-1 100.0	
	West Virginia		4-6 66.7	1-2 50.0	0-0 0.0	2-3 66.7	1-1 100.0	0-0 0.0
	Opponents		3-7 42.9	0-0 0.0	0-1 0.0	0-0 0.0	3-6 50.0	0-0 0.0

Time of Possession

Date	Opponent	Score	Overall	1st Qtr	2nd Qtr	3rd Qtr	4th Qtr	Overtime
Sep 3, 2016	MISSOURI	W 26-11	34:13	10:17	7:46	10:19	5:51	
Sep 10, 2016	YOUNGSTOWN STATE	W 38-21	28:11	5:28	7:54	7:56	6:53	
Sep 24, 2016	vs BYU	W 35-32	29:16	7:26	6:06	6:37	9:07	
Oct. 1, 2016	KANSAS STATE	W 17-16	26:18	7:22	4:59	7:32	6:25	
Oct 15, 2016	at Texas Tech	W 48-17	29:38	7:57	7:25	6:49	7:27	
	West Virginia	Total	147:36	38:30	34:10	39:13	35:43	0:00
		Avg.	29:31	7:42	6:50	7:50	7:08	0:00
	Opponents	Total	152:24	36:30	40:50	35:47	39:17	0:00
		Avg.	30:28	7:18	8:10	7:09	7:51	0:00

The Automated ScoreBook
West Virginia Games Played (as of Oct 17, 2016)
All games

##	PLAYER	GP-GS	MU	YSU	BYU	KS	TTU
23	Adams, Jordan	2/-	XXX	XXX	...
30	Arndt, Justin	5/5	START	START	START	START	START
1B	Avery, Toyous	3/-	XXX	XXX	XXX
19	Battle, Elijah	3/1	XXX	XXX	START
3D	Benton, A	5/5	START	START	START	START	START
62	Bosch, Kyle	5/5	START	START	START	START	START
95	Brown, C	5/5	START	START	START	START	START
55	Cajuste, Yodny	1/1	START
44	Christian, H	4/-	XXX	XXX	XXX	...	XXX
11	Chugunov, Chris	1/-	XXX
38	Commodore, S	5/-	XXX	XXX	XXX	XXX	XXX
1D	Crawford, A.	4/3	START	START	START	...	XXX
25	Crawford, J	5/1	START	XXX	XXX	XXX	XXX
16	Crest, William	3/-	XXX	XXX	XXX
40	Daniels, Mike	1/-	XXX
46	Donahue, Reese	4/-	XXX	XXX	XXX	...	XXX
13	Douglas, Rasul	5/4	XXX	START	START	START	START
89	Dowdy, Rob	5/-	XXX	XXX	XXX	XXX	XXX
5	Durante, Jovon	5/4	XXX	START	START	START	START
47	Ferns, Michael	5/-	XXX	XXX	XXX	XXX	XXX
24	Fleming, M	5/2	START	XXX	XXX	START	XXX
1	Gibson, Shelton	5/5	START	START	START	START	START
18	Gross, Marvin	5/-	XXX	XXX	XXX	XXX	XXX
22	Harper, Jarrod	5/5	START	START	START	START	START
45	Hensley, Adam	2/-	XXX	XXX
49	Howard, Darrien	5/5	START	START	START	START	START
3	Howard, Skyler	5/5	START	START	START	START	START
12	Jennings, Gary	5/-	XXX	XXX	XXX	XXX	XXX
15	Kinney, Billy	5/-	XXX	XXX	XXX	XXX	XXX
14	Kyeremeh, Nana	5/-	XXX	XXX	XXX	XXX	XXX
86	Lambert, Josh	1/-	XXX	...
77	Lazard, Marcell	5/4	START	START	START	START	XXX
92	Lewis, Jon	5/-	XXX	XXX	XXX	XXX	XXX
56	Lingafelter, G	3/-	XXX	XXX	XXX
1E	Long, David	5/2	XXX	XXX	XXX	START	START
82	Mathis, Devonte	5/-	XXX	XXX	XXX	XXX	XXX
70	Matteo, Tony	5/5	START	START	START	START	START
53	McKivitz, C	5/2	XXX	START	XXX	XXX	START
4	McKoy, Kennedy	5/-	XXX	XXX	XXX	XXX	XXX
52	Meadows, Nick	5/-	XXX	XXX	XXX	XXX	XXX
48	Molina, Mike	5/-	XXX	XXX	XXX	XXX	XXX
97	Nwachukwu, N	5/5	START	START	START	START	START
65	Orlosky, Tyler	5/5	START	START	START	START	START
57	Pankey, Adam	4/3	...	XXX	START	START	START
5D	Preston, Xavier	4/-	...	XXX	XXX	XXX	XXX
85	Rogers, Ricky	1/-	...	XXX
31	Sandwich, Zach	1/-	XXX

The Automated ScoreBook
 West Virginia Games Played (as of Oct 17, 2016)
 All games

##	PLAYER	GP-GS	MU	YSU	BYU	KS	TTU
2E	Sharif, Khairi	4/-	XXX	XXX	XXX	XXX	...
7D	Shariff, Khairi	1/-	XXX
7	Shell, Rushel	5/5	START	START	START	START	START
6	Shorts, Daikiel	5/5	START	START	START	START	START
67	Shriner, Alec	3/-	XXX	XXX	XXX
88	Shuler II, Adam	5/-	XXX	XXX	XXX	XXX	XXX
8	Simms, Marcus	3/-	XXX	XXX	XXX
9	Smothers, S	1/-	...	XXX
3F	Staley, Evan	1/-	XXX
9D	Stewart, J	4/-	...	XXX	XXX	XXX	XXX
74	Townes, S	2/-	XXX	XXX
2D	Tyler, Jeremy	5/5	START	START	START	START	START
27	Walters, Sean	5/3	START	START	START	XXX	XXX
28	Wellman, Elijah	5/-	XXX	XXX	XXX	XXX	XXX
81	Wesco, Trevon	2/-	XXX	XXX
2	White, Ka'Raun	5/5	START	START	START	START	START
8D	White, Kyzir	5/5	START	START	START	START	START
87	Wolfley, Stone	1/-	XXX

The Automated ScoreBook
West Virginia Game Superlatives (as of Oct 17, 2016)
All games

INDIVIDUAL GAME HIGHS

Rushes	21	Crawford, Justin vs Missouri (Sep 3, 2016)
	21	Shell III, Rushel at Texas Tech (Oct 15, 2016)
Yards Rushing	104	Crawford, Justin vs Kansas State (Oct. 1, 2016)
	104	Shell III, Rushel at Texas Tech (Oct 15, 2016)
TD Rushes	2	Shell III, Rushel vs BYU (Sep 24, 2016)
	2	Shell III, Rushel at Texas Tech (Oct 15, 2016)
	2	Howard, Skyler at Texas Tech (Oct 15, 2016)
Long Rush	38	McKoy, Kennedy at Texas Tech (Oct 15, 2016)
Pass attempts	41	Howard, Skyler vs Kansas State (Oct. 1, 2016)
Pass completions	31	Howard, Skyler vs BYU (Sep 24, 2016)
Yards Passing	389	Howard, Skyler vs Youngstown State (Sep 10, 2016)
TD Passes	5	Howard, Skyler vs Youngstown State (Sep 10, 2016)
Long Pass	57	Howard, Skyler vs Youngstown State (Sep 10, 2016)
Receptions	8	Shorts Jr., Daikiel vs Missouri (Sep 3, 2016)
Yards Receiving	171	Gibson, Shelton vs Youngstown State (Sep 10, 2016)
TD Receptions	2	Gibson, Shelton vs Youngstown State (Sep 10, 2016)
Long Reception	57	Gibson, Shelton vs Youngstown State (Sep 10, 2016)
Field Goals	4	Molina, Mike vs Missouri (Sep 3, 2016)
Long Field Goal	37	Lambert, Josh vs Kansas State (Oct. 1, 2016)
Punts	5	Kinney, Billy vs Missouri (Sep 3, 2016)
Punting Avg	49.2	Kinney, Billy vs Youngstown State (Sep 10, 2016)
Long Punt	55	Kinney, Billy vs Youngstown State (Sep 10, 2016)
Punts inside 20	2	Kinney, Billy vs Kansas State (Oct. 1, 2016)
Long Punt Return	18	Jennings, Gary vs Youngstown State (Sep 10, 2016)
Long Kickoff Return	36	Gibson, Shelton vs BYU (Sep 24, 2016)
Tackles	11	Douglas, Rasul vs Youngstown State (Sep 10, 2016)
Sacks	1.0	Arndt, Justin vs Missouri (Sep 3, 2016)
	1.0	Nwachukwu, Noble vs BYU (Sep 24, 2016)
	1.0	White, Kyzir vs Kansas State (Oct. 1, 2016)
	1.0	Arndt, Justin vs Kansas State (Oct. 1, 2016)
	1.0	Nwachukwu, Noble vs Kansas State (Oct. 1, 2016)
	1.0	Douglas, Rasul at Texas Tech (Oct 15, 2016)
	1.0	Walters, Sean at Texas Tech (Oct 15, 2016)
	1.0	Howard, Darrien at Texas Tech (Oct 15, 2016)
	1.0	Brown, Christian at Texas Tech (Oct 15, 2016)
Tackles For Loss	2.0	Arndt, Justin vs Missouri (Sep 3, 2016)
	2.0	Howard, Darrien at Texas Tech (Oct 15, 2016)
Interceptions	1	Benton, Al-Rasheed vs Youngstown State (Sep 10, 2016)
	1	Douglas, Rasul vs BYU (Sep 24, 2016)
	1	Fleming, Maurice vs BYU (Sep 24, 2016)
	1	Tyler, Jeremy vs BYU (Sep 24, 2016)
	1	Douglas, Rasul vs Kansas State (Oct. 1, 2016)
	1	Walters, Sean at Texas Tech (Oct 15, 2016)

The Automated ScoreBook
West Virginia Game Superlatives (as of Oct 17, 2016)
All games

TEAM GAME HIGHS

Rushes	48	vs Missouri (Sep 3, 2016)
Yards Rushing	332	at Texas Tech (Oct 15, 2016)
Yards Per Rush	7.2	at Texas Tech (Oct 15, 2016)
TD Rushes	5	at Texas Tech (Oct 15, 2016)
Pass attempts	41	vs Kansas State (Oct. 1, 2016)
Pass completions	31	vs BYU (Sep 24, 2016)
Yards Passing	389	vs Youngstown State (Sep 10, 2016)
Yards Per Pass	11.8	vs Youngstown State (Sep 10, 2016)
TD Passes	5	vs Youngstown State (Sep 10, 2016)
Total Plays	85	vs Missouri (Sep 3, 2016)
Total Offense	650	at Texas Tech (Oct 15, 2016)
Yards Per Play	8.4	at Texas Tech (Oct 15, 2016)
Points	48	at Texas Tech (Oct 15, 2016)
Sacks By	4	at Texas Tech (Oct 15, 2016)
First Downs	30	vs Youngstown State (Sep 10, 2016)
Penalties	9	at Texas Tech (Oct 15, 2016)
Penalty Yards	95	at Texas Tech (Oct 15, 2016)
Turnovers	3	vs Missouri (Sep 3, 2016)
Interceptions By	3	vs BYU (Sep 24, 2016)
Punts	5	vs Missouri (Sep 3, 2016)
Punting Avg	49.2	vs Youngstown State (Sep 10, 2016)
Long Punt	55	vs Youngstown State (Sep 10, 2016)
Punts inside 20	2	vs Kansas State (Oct. 1, 2016)
Long Punt Return	18	vs Youngstown State (Sep 10, 2016)

The Automated ScoreBook
West Virginia Game Superlatives (as of Oct 17, 2016)
All games

OPPONENT INDIVIDUAL GAME HIGHS

Rushes	24	WILLIAMS, Jamaa, vs BYU (Sep 24, 2016)
Yards Rushing	169	WILLIAMS, Jamaa, vs BYU (Sep 24, 2016)
TD Rushes	2	WILLIAMS, Jamaa, vs BYU (Sep 24, 2016)
Long Rush	56	WILLIAMS, Jamaa, vs BYU (Sep 24, 2016)
Pass attempts	51	Lock, Drew, vs Missouri (Sep 3, 2016)
Pass completions	28	Mahomes, P., at Texas Tech (Oct 15, 2016)
Yards Passing	305	Mahomes, P., at Texas Tech (Oct 15, 2016)
TD Passes	2	HILL, Taysom, vs BYU (Sep 24, 2016)
Long Pass	74	Davis, Ricky, vs Youngstown State (Sep 10, 2016)
Receptions	8	Moore, J'Mon, vs Missouri (Sep 3, 2016)
	8	Giles, Jonathan, at Texas Tech (Oct 15, 2016)
Yards Receiving	136	Giles, Jonathan, at Texas Tech (Oct 15, 2016)
TD Receptions	2	Giles, Jonathan, at Texas Tech (Oct 15, 2016)
Long Reception	74	Bailey, Alvin, vs Youngstown State (Sep 10, 2016)
Field Goals	3	McCrane, M., vs Kansas State (Oct. 1, 2016)
Long Field Goal	42	Hatfield, C., at Texas Tech (Oct 15, 2016)
Punts	8	Fatony, Corey, vs Missouri (Sep 3, 2016)
	8	Schuler, Mark, vs Youngstown State (Sep 10, 2016)
Punting Avg	44.5	Schuler, Mark, vs Youngstown State (Sep 10, 2016)
Long Punt	59	Schuler, Mark, vs Youngstown State (Sep 10, 2016)
Punts inside 20	3	Fatony, Corey, vs Missouri (Sep 3, 2016)
	3	Schuler, Mark, vs Youngstown State (Sep 10, 2016)
Long Punt Return	19	Townsend, Darien, vs Youngstown State (Sep 10, 2016)
	19	Batson, Cameron, at Texas Tech (Oct 15, 2016)
Long Kickoff Return	58	Pringle, Byron, vs Kansas State (Oct. 1, 2016)
Tackles	14	WARNER, Fred, vs BYU (Sep 24, 2016)
	14	Lee, Elijah, vs Kansas State (Oct. 1, 2016)
Sacks	2.0	Willis, Jordan, vs Kansas State (Oct. 1, 2016)
Tackles For Loss	2.0	Willis, Jordan, vs Kansas State (Oct. 1, 2016)
Interceptions	1	Penton, Aarion, vs Missouri (Sep 3, 2016)
	1	Sherrils, A, vs Missouri (Sep 3, 2016)
	1	Thompson, Eric, vs Youngstown State (Sep 10, 2016)
	1	PAU'U, Butch, vs BYU (Sep 24, 2016)
	1	Lee, Elijah, vs Kansas State (Oct. 1, 2016)

The Automated ScoreBook
West Virginia Game Superlatives (as of Oct 17, 2016)
All games

OPPONENT TEAM GAME HIGHS

Rushes	47	vs Missouri (Sep 3, 2016)
Yards Rushing	280	vs BYU (Sep 24, 2016)
Yards Per Rush	7.0	vs BYU (Sep 24, 2016)
TD Rushes	2	vs Youngstown State (Sep 10, 2016)
	2	vs BYU (Sep 24, 2016)
Pass attempts	53	vs Missouri (Sep 3, 2016)
Pass completions	32	at Texas Tech (Oct 15, 2016)
Yards Passing	345	at Texas Tech (Oct 15, 2016)
Yards Per Pass	6.9	at Texas Tech (Oct 15, 2016)
TD Passes	2	vs BYU (Sep 24, 2016)
	2	at Texas Tech (Oct 15, 2016)
Total Plays	100	vs Missouri (Sep 3, 2016)
Total Offense	521	vs BYU (Sep 24, 2016)
Yards Per Play	6.9	vs BYU (Sep 24, 2016)
Points	32	vs BYU (Sep 24, 2016)
Sacks By	3	vs Kansas State (Oct. 1, 2016)
First Downs	27	vs BYU (Sep 24, 2016)
Penalties	10	at Texas Tech (Oct 15, 2016)
Penalty Yards	103	at Texas Tech (Oct 15, 2016)
Turnovers	4	vs BYU (Sep 24, 2016)
Interceptions By	2	vs Missouri (Sep 3, 2016)
Punts	8	vs Missouri (Sep 3, 2016)
	8	vs Youngstown State (Sep 10, 2016)
Punting Avg	44.5	vs Youngstown State (Sep 10, 2016)
Long Punt	59	vs Youngstown State (Sep 10, 2016)
Punts inside 20	3	vs Missouri (Sep 3, 2016)
	3	vs Youngstown State (Sep 10, 2016)
Long Punt Return	19	vs Youngstown State (Sep 10, 2016)
	19	at Texas Tech (Oct 15, 2016)