



FOOTBALL

WVU ATHLETIC COMMUNICATIONS
PO Box 877 | Morgantown, WV 26507-0877
304.293.2821

WVUSPORTS.com

2016

| | | |
|--|--|-------------|
| | MISSOURI September 3 Morgantown W/26-11 | FS1 |
| | YOUNGSTOWN STATE September 10 Morgantown W/38-21 | ROOT SPORTS |
| | BYU September 24 Landover, Md. W/35-32 | ESPN2 |
| | KANSAS STATE* October 1 Morgantown W/17-16 | KS |
| | TEXAS TECH* October 15 Lubbock, Texas W/48-17 | FS1 |
| | TCU* October 22 Morgantown W/34-10 | abc |
| | OKLAHOMA STATE* October 29 Stillwater, Okla. L/20-37 | FOX Sports |
| | KANSAS** November 5 Morgantown W/48-21 | ESPN2 |
| | TEXAS* November 12 Austin, Texas W/24-20 | FS1 |
| | OKLAHOMA* November 19 Morgantown L/28-56 | abc |
| | IOWA STATE* November 26 Ames, Iowa 3:30 p.m. | FS1 |
| | BAYLOR* December 3 Morgantown 3:30 p.m. | FS1 |

* BIG 12 CONFERENCE GAME
* HOME COMING
* MOUNTAINEER WEEK

GAME 11 // No. 19/17 WEST VIRGINIA AT IOWA STATE

SATURDAY, NOV. 26, 2016 | 3:30 P.M. (ET) | JACK TRICE STADIUM (61,000) | AMES, IOWA



THE SERIES WITH IOWA STATE

| | |
|-------------------------------------|---------------|
| All-Time Series | WVU leads 3-1 |
| In Ames | WVU leads 2-0 |
| In Morgantown | Tied 1-1 |
| At Neutral Site | |
| Dana Holgorsen vs. Iowa State | 3-1 |
| Holgorsen vs. Matt Campbell | 0-0 |
| Campbell vs. West Virginia | 0-0 |
| Campbell vs. Holgorsen | 0-0 |



WEST VIRGINIA

| | |
|-----------------------|---------------------|
| 2016 Record | 8-2, 5-2 Big 12 |
| Head Coach | Dana Holgorsen |
| Alma Mater/Year | Iowa Wesleyan ('93) |
| Record at WVU | 44-30 (6th) |
| Overall Record | 44-30 (6th) |

IOWA STATE

| | |
|----------------------------|-------------------|
| 2016 Record | 3-8, 2-6 Big 12 |
| Head Coach | Matt Campbell |
| Alma Mater/Year | Mount Union ('02) |
| Record at Iowa State | 3-8 (1st) |
| Overall Record | 38-23 (5th) |



Sklyer HOWARD

Justin ARNDT

NOTES TO REMEMBER

- ✓ The 2016 season marks West Virginia's 125th year of football. WVU is No. 14 all-time in college football wins.
- ✓ West Virginia has won 13 of its last 16 games, dating back to Texas Tech on Nov. 7, 2015
- ✓ The WVU offense has had 18 scoring drives of 10 plays or more (8 TD/10 FG) and has had 26 scoring drives of 70 yards or more (23 TD/3 FG) including 11 TD drives of 80+ yards
- ✓ Since 2000, WVU is 106-13 when scoring 30 or more points in a contest/54-4 when scoring 40 or more points in a game
- ✓ In the Dana Holgorsen era, WVU has produced 71 games with 300 or more yards of total offense, 53 games with 400 or more yards of total offense, 27 games with more than 500 yards and 14 with more than 600 yards
- ✓ In the Holgorsen era, WVU has scored 30 or more points in 49 games, 40 or more points in 25 games, 50 or more points in seven games and 60 or more points three times
- ✓ WVU is 79-11 since 2002 when winning the turnover battle

- ✓ WVU's offense is ranked No. 14 nationally in total offense, No. 16 in third down percentage, No. 23 in rushing offense, No. 26 in completion percentage, No. 28 in passing offense, No. 35 in passing efficiency and No. 33 in first down offense
- ✓ WVU quarterback Sklyer Howard is ranked No. 18 nationally in total offense, No. 22 in yards per pass attempt and passing yards per game, No. 25 in points responsible for per game, No. 26 in completions per game, No. 27 in completion percentage and points responsible for and No. 29 in passing yards
- ✓ WVU wide receiver Shelton Gibson is ranked No. 6 nationally in yards per reception (20.7)
- ✓ Running back Justin Crawford is ranked No. 5 nationally in rushing yards per carry (7.6) and No. 38 in rushing yards per game (93.0)
- ✓ Kicker Mike Molina is No. 32 nationally in field goals made per game, and punter Billy Kinney is ranked No. 25 nationally in punting.
- ✓ Cornerback Rasul Douglas is ranked No. 1 nationally in interceptions (7) and No. 15 in passes defended



GAME COVERAGE

TV FS1
 Aaron Goldsmith (PBP), Ben Leber (analysis)
 Radio Tony Caridi (PBP), Dwight Wallace (analysis),
 Jed Drenning (sideline),
 Dan Zangrilli (pre and postgame host)
 Satellite Radio Broadcast Sirius Ch 136, XM Ch 199
 Live Statistics WVU.Statbroadcast.com
 Twitter Updates @WVUFootball, @WVUsports

NATIONAL RANKINGS

ASSOCIATED PRESS // (NOV. 20)

| School | Record | Points | Prev. Rank |
|--------------------------|------------|------------|------------|
| 1. Alabama (61) | 11-0 | 1525 | 1 |
| 2. Ohio State | 10-1 | 1455 | 2 |
| 3. Michigan | 10-1 | 1370 | 4 |
| 4. Clemson | 10-1 | 1347 | 5 |
| 5. Wisconsin | 9-2 | 1255 | 6 |
| 6. Washington | 10-1 | 1220 | 7 |
| 7. Oklahoma | 9-2 | 1169 | 8 |
| 8. Penn State | 9-2 | 1091 | 9 |
| 9. Colorado | 9-2 | 997 | 12 |
| 10. Oklahoma State | 9-2 | 868 | 13 |
| 11. Louisville | 9-2 | 830 | 3 |
| 12. USC | 8-3 | 811 | 15 |
| 13. Florida | 8-2 | 703 | 21 |
| 14. Western Michigan | 11-0 | 701 | 14 |
| 15. Florida State | 8-3 | 661 | 17 |
| 16. Auburn | 8-3 | 613 | 18 |
| 17. Nebraska | 9-2 | 593 | 19 |
| 18. Houston | 9-2 | 490 | NR |
| 19. West Virginia | 8-2 | 448 | 10 |
| 20. Boise State | 10-1 | 389 | 22 |
| 21. Utah | 8-3 | 280 | 11 |
| 22. Texas A&M | 8-3 | 253 | 23 |
| 23. Washington State | 8-3 | 186 | 20 |
| 24. Tennessee | 8-3 | 133 | NR |
| 25. LSU | 6-4 | 84 | 16 |

ARV: Stanford 81, Virginia Tech 77, Navy 62, North Carolina 55, USF 24, Pitt 24, Arkansas 10, Iowa 7, Troy 6, Minnesota 5, Temple, Wyoming.

USA TODAY COACHES POLL // (NOV. 20)

| School | Record | Points | Prev. Rank |
|--------------------------|------------|------------|------------|
| 1. Alabama (63) | 11-0 | 1575 | 1 |
| 2. Ohio State | 10-1 | 1482 | 2 |
| 3. Clemson | 10-1 | 1420 | 5 |
| 4. Michigan | 10-1 | 1404 | 4 |
| 5. Washington | 10-1 | 1297 | 7 |
| 6. Wisconsin | 9-2 | 1279 | 6 |
| 7. Oklahoma | 9-2 | 1215 | 8 |
| 8. Penn State | 9-2 | 1077 | 10 |
| 9. Colorado | 9-2 | 1052 | 12 |
| 10. Oklahoma State | 9-2 | 947 | 13 |
| 11. Louisville | 9-2 | 864 | 3 |
| 12. USC | 8-3 | 774 | 19 |
| 13. Florida | 8-2 | 744 | 18 |
| 14. Florida State | 8-3 | 735 | 15 |
| 15. Nebraska | 9-2 | 719 | 17 |
| 16. Auburn | 8-3 | 663 | 16 |
| 17. West Virginia | 8-2 | 489 | 9 |
| 18. Western Michigan | 11-0 | 448 | 17 |
| 19. Boise State | 10-1 | 414 | 23 |
| 20. Utah | 8-3 | 374 | 11 |
| 21. Houston | 9-2 | 349 | NR |
| 22. Texas A&M | 8-3 | 315 | 22 |
| 23. Washington State | 8-3 | 132 | 20 |
| 24. Tennessee | 8-3 | 129 | NR |
| 25. North Carolina | 8-3 | 118 | 24 |

ARV: Virginia Tech 101, Stanford 96, LSU 90, Navy 82, USF 46, Minnesota 11, Arkansas 10, Pitt 8, San Diego State 7, Wyoming 5, Tulsa, Iowa, Miami.



STATISTICAL COMPARISONS

| West Virginia | WVU Opponents | Iowa State | ISU Opponents |
|---------------|---------------|---------------------|---------------|
| 31.8 | 24.1 | Scoring Offense | 28.5 |
| 253 | 224 | First Downs | 232 |
| 229.1 | 172.0 | Rushing Offense | 160.3 |
| 275.7 | 245.3 | Passing Offense | 246.6 |
| 504.8 | 417.3 | Total Offense | 408.9 |
| 22.7 | 22.2 | Kick Return Average | 22.8 |
| 1.9 | 6.7 | Punt Return Average | 9.1 |
| 11-9-9 | 11-16-8 | INT-Return Average | 9-10-0 |
| 10-9 | 13.6 | Fumbles/Lost | 9-5 |
| 60-583 | 68-617 | Penalties/Yards | 69-596 |
| 39.7 | 38.9 | Net Punting Avg. | 39.3 |
| 15-21 | 13-18 | Field Goal-Attempts | 12-13 |
| 28.50 | 31:10 | Time of Possession | 29:28 |
| 67-142 (47%) | 72-166 (43%) | 3rd Down Conversion | 72-162 (44%) |
| 4-9 (44%) | 6-15 (40%) | 4th Down Conversion | 10-21 (48%) |
| 17-128 | 17-131 | Sacks By-Yards | 17-88 |
| 39-49 (80%) | 36-43 (84%) | Red Zone Scoring | 35-38 (92%) |
| 26-49 (53%) | 23-43 (53%) | Red Zone TD | 24-38 (63%) |
| | | | 75-164 (46%) |
| | | | 8-14 (57%) |
| | | | 31-185 |
| | | | 43-48 (90%) |
| | | | 30-48 (63%) |

THE 2016 MOUNTAINEER ROSTER

- ✓ The 2016 roster currently consists of 127 players from 15 different states.
- ✓ Leading the way is West Virginia (35), followed by Ohio (24), Pennsylvania (16), Florida (14), Maryland (8), New Jersey (7), Texas (5), North Carolina (5), Georgia (3), Virginia (4), Illinois (2), Michigan (1), Mississippi (1), Missouri (1) and Tennessee (1).

AGAINST THE BIG 12 CONFERENCE

- ✓ WVU is 29-27 all-time against current members of the Big 12 Conference. WVU is 2-2 vs. Baylor; 3-1 against Iowa State; 5-1 against Kansas; 2-5 vs. Kansas State; 2-7 vs. Oklahoma; 4-4 vs. Oklahoma State; 4-2 vs. Texas; 3-3 vs. TCU and 4-2 vs. Texas Tech.

ON TURF

- ✓ Since 1980, West Virginia is 231-100-4 in games played on artificial turf surfaces. WVU was 57-29 on turf in the 1990s, 66-21 on turf in the 2000 decade and is 42-28 on turf in this decade.
- ✓ The Mountaineers are 35-26 on turf under Dana Holgorsen. West Virginia is 7-2 in 2016, was 8-3 in 2015, 6-6 in 2014, was 3-7 in 2013, 5-5 in 2012 and was 7-3 during the 2011 season.

NON-CONFERENCE PLAY

- ✓ West Virginia finished 3-0 in its three non-conference games in 2016. The Mountaineers defeated Missouri, 26-11, on Sept. 3 in the season opener.
- ✓ On Sept. 10, WVU defeated FCS opponent Youngstown State, 38-21, at home.
- ✓ WVU closed out its non-conference schedule on Sept. 24 with a 35-32 win against BYU at FedExField in Landover, Md.

AT HOME

- ✓ The 2016 season marks the 37th season of competition for West Virginia at Milan Puskar Stadium.
- ✓ WVU holds a 167-62-4 (.725) all-time mark at the facility, which opened in 1980.
- ✓ A sellout crowd of 60,125 fans was in attendance for the season opener against Missouri. In week two, 56,261 fans were in attendance for the Youngstown State game and sellout crowds of 61,701 was in attendance for Kansas State and 61,780 for TCU. There were 56,343 fans for the Kansas game and 57,645 fans for the Oklahoma game.
- ✓ An average of 58,976 fans have been in attendance at Milan Puskar Stadium in 2016.
- ✓ A total of 12,774,844 fans all time have watched a game at Mountaineer Field.



Justin CRAWFORD

Darrien HOWARD

WVU'S LAST GAME: NO. 8/8 OKLAHOMA 56, NO 10/9 WEST VIRGINIA 28

MORGANTOWN, W.Va. (Nov. 19, 2016) - A cold, snowy November evening was the setting at Milan Puskar Stadium as No. 8/8 Oklahoma defeated No. 10/9 West Virginia, 56-28, in front of 57,645 fans.

It was the first matchup of two Top 10 ranked teams in Morgantown since 1993, and it was Oklahoma that handled the weather conditions and the football better.

Four West Virginia turnovers resulted in 21 points for the Sooners, who jumped out to a 34-0 first-half lead and never looked back.

The loss overshadowed an impressive performance from West Virginia tailback Justin Crawford, who rushed for a career-high 331 yards on 24 carries. He sprung for runs of 36, 36, 45, 45, and 61 yards on his way to the third-best rushing performance in Mountaineer football history.

Oklahoma countered with the strong running of Samaje Perine and Joe Mixon, combining for 307 yards and three touchdowns in the Sooner victory.

West Virginia forced an Oklahoma punt on the game's opening possession, but when the Mountaineers mishandled it, the Sooners recovered at the WVU 34-yard line. Six plays later, it was Perine who opened up the scoring with a two-yard run and a 7-0 OU lead.

OU struck again on its next possession, when quarterback Baker Mayfield hit receiver Dede Westbrook with a short pass that turned into a 75-yard touchdown, giving OU a 14-0 lead with 9:16 left in the opening quarter.

Another West Virginia punt set up the Sooners next score as they traveled 78 yards in nine plays and grabbed a 21-0 advantage on Mayfield's five-yard scoring toss to Jeffery Mead. A 25-yard completion to Westbrook and a 20-yard run by Mixon were the key plays in the drive.

The Mountaineers got their running game going in the second quarter, and used runs of 29 and 36 yards by Crawford to reach the Sooner 11-yard line before a fumble killed the drive.

Oklahoma marched 96 yards in eight plays and took a 28-0 lead when Mixon scored from five-yards out. Mixon had runs of 20, 13 and five yards to carry the load in the drive.

West Virginia went back on the offensive again on its next possession, using a 61-yard run by Crawford to reach the Oklahoma three-yard line. However a fumbled snap ended this drive, and the Sooners made WVU pay for the miscue.

This time a 97-yard scoring drive allowed the Sooners to jump out to a 34-0 advantage as Perine scored on a nine-yard rush.

After the missed OU extra point, West Virginia finally punched in its first score just before halftime as quarterback Skyler Howard connected with Jovon Durante for a 20-yard pass play.

Trailing 34-7, West Virginia took the third quarter's opening drive all the way down to the OU 27 before the Sooners' Jordan Evans intercepted a Howard fourth-down pass and returned it 80 yards for a 41-7 Sooner lead.

To West Virginia's credit, the Mountaineers kept fighting and after two punts, went on the offensive again before the end of the third quarter.

Crawford broke loose for a 45-yard run, and Howard rushed in from six-yards out to cut the deficit to 41-14 with 2:36 left in the third.

SCORING AND STATISTICAL SUMMARY

| | 1 | 2 | 3 | 4 | Total |
|---------------------|----|----|---|----|-------|
| Oklahoma | 21 | 13 | 7 | 15 | 56 |
| West Virginia | 0 | 7 | 7 | 14 | 28 |

| | |
|-----|---|
| 1st | OU - Samaje Perine 2 rush (Austin Seibert kick) OU - Dede Westbrook 75 pass from Baker Mayfield (Seibert kick) OU - Jeffery Mead 5 pass from Mayfield (Seibert kick) |
| 2nd | OU - Joe Mixon 5 rush (Seibert kick) OU - Perine 9 rush (Seibert kick) WVU - Jovon Durante 20 pass from Skyler Howard (Mike Molina kick) |
| 3rd | OU - Jordan Evans 80 interception return (Seibert kick) WVU - Howard 6 rush (Molina kick) |
| 4th | WVU - Howard 9 rush (Molina kick) WVU - Ka'Raun White 37 pass from Howard (Molina kick) OU - Mayfield 1 rush (Mark Andrews pass from Mayfield) OU - Mayfield 1 rush (Seibert kick) |

| | OU | WVU |
|--------------------|------------|------------|
| First Downs | 27 | 22 |
| Rushes/Yards | 64/316 | 38/388 |
| Passing Yardage | 169 | 191 |
| Passes | 9/15/1 | 12/27/1 |
| Punts | 5/188/37.6 | 5/200/40.0 |
| Fumbles/Lost | 1/0 | 3/3 |
| Return Yardage | 136 | 102 |
| Penalties/Yards | 6/72 | 7/91 |
| Time of Possession | 39:54 | 20:06 |

WVU RUSHING: Crawford 24-331; WVU PASSING: Howard 12-27-1-191; WVU RECEIVING: White 4-58, Gibson 2-65;
WVU TACKLES (TFL/QS): Benton 14, Howard 10, Long 9; WVU INTERCEPTIONS: Douglas.

OU RUSHING: Perine 31-160, Mixon 24-147; OU PASSING: Mayfield 9-15-1-169; OU RECEIVING: Westbrook 2-100, Lewis 2-25; OU TACKLES (TFL/QS): Beal 8, Okoronkwo 7, Hunter 7 (1/0); OU INTERCEPTIONS: Evans.

Attendance - 57,645



Shelton GIBSON

Shaq PETTEWAY

LAST TIME VS. IOWA STATE: WEST VIRGINIA 30, IOWA STATE 6

MORGANTOWN, W.Va. (Nov. 28, 2015) - West Virginia won its fourth straight game with a 30-6 decision over Iowa State at Milan Puskar Stadium.

The game marked the final home appearance for 20 Mountaineer seniors, who left the home turf one last time with a victory celebration and the singing of "Take Me Home, Country Roads".

The win also evened West Virginia's Big 12 record at 4-4, after starting the conference season at 0-4 and gave the Mountaineers their 50th football season with at least seven wins, including 13 of the last 14 campaigns.

A steady drizzle and an unseasonably warm day served as the backdrop for this Big 12 encounter that served as Iowa State Coach Paul Rhoads' last game with the Cyclones.

The Mountaineers were all business from the start and never trailed in the game, despite offensive struggles in the first half. West Virginia's defense kept the Cyclones at a distance, until the offense found its groove in the second half.

West Virginia's defensive day included five sacks, 10 tackles for loss, two interceptions, two forced fumbles and five pass deflections in recording its second straight game holding an opponent without a touchdown.

After KJ Dillon returned an interception 25 yards, quarterback Skyler Howard wasted no time in making the Cyclones pay for the turnover. On the first play of the drive, Howard hit receiver Shelton Gibson, who made some nifty moves in the open field on his way to scoring a 60-yard touchdown.

West Virginia carried the 7-0 lead into the second quarter, when Iowa State got on the board with a 33-yard Cole Netten field goal. The scoring drive consumed 5:02 and set the tone for the game as Iowa State controlled the time of possession battle by nearly six minutes, but was kept out of the end zone.

Netten's early second quarter field goal was the first of four field goals in the stanza,

two for each team.

West Virginia's Josh Lambert answered with a 40-yard field goal at the 12:56 mark, which was set up by a 53-yard kickoff return from Gibson. After a Daryl Worley interception in Cyclone territory, Lambert followed with a 30-yarder with 7:03 left in the half.

The timing of the field goal was important, because Iowa State kept the ball for the remaining 7:03, converting two fake punts and moving 43 yards in 19 plays. As time expired, Netten added three more points to ISU's side

of the scoreboard with a 49 yarder, putting the score at 13-6 in favor of WVU at the half.

WVU scored 17 unanswered points in the second half, with 10 coming in the third.

Lambert connected with his third field goal, at the 7:31 mark, from 34-yards out for a 16-6 Mountaineer advantage. Then, Howard got West Virginia back into the end zone with 3:38 left in the quarter on a 32-yard run.

Tailback Rushel Shell closed the scoring with 10:22 left on a nine-yard touchdown run after a defensive stand stopped the Cyclones deep in their own territory.

Howard led the Mountaineers in rushing from his quarterback position with 73 yards, followed by 72 from Wendell Smallwood. Howard passed for 202 yards, while Gibson totaled six catches for a career-high 148 yards and 201 all-purpose yards. The Mountaineer defense was led by Shaq Petteway's eight

tackles, including 1.5 sacks and 2.5 TFLs. Iowa State got 74 yards rushing from Mike Warren and 74 yards receiving from Allen Lazard to top its offensive numbers. Qujuan Floyd led the defense with six tackles, one interception and one pass deflection.

West Virginia passed for 202 and rushed for 213 to total 415 yards. Iowa State posted final numbers of 93 yards rushing and 191 passing for 284 total yards.

The win gave WVU a 3-1 series lead over Iowa State.

SCORING AND STATISTICAL SUMMARY

| | 1 | 2 | 3 | 4 | Total |
|---------------|---|---|----|---|-------|
| Iowa State | 0 | 6 | 0 | 0 | 6 |
| West Virginia | 7 | 6 | 10 | 7 | 30 |

| | |
|-----|---|
| 1st | WVU - Shelton Gibson 60 pass from Skyler Howard (Josh Lambert kick) |
| 2nd | ISU - Cole Netten 33 FG WVU - Lambert 40 FG WVU - Lambert 30 FG ISU - Netten 49 FG |
| 3rd | WVU - Lambert 34 FG WVU - Howard 32 rush (Lambert kick) |
| 4th | WVU - Rushel Shell 9 rush (Lambert kick) |

| | ISU | WVU |
|--------------------|------------|------------|
| First Downs | 17 | 19 |
| Rushes/Yards | 41/93 | 45/213 |
| Passing Yardage | 191 | 202 |
| Passes | 19/39/2 | 12/26/1 |
| Punts | 7/312/44.6 | 5/219/43.8 |
| Fumbles/Lost | 3/1 | 0/0 |
| Return Yardage | 115 | 98 |
| Penalties/Yards | 4/30 | 5/45 |
| Time of Possession | 32:57 | 27:03 |

WVU RUSHING: Howard 13-73, Smallwood 15-72; WVU PASSING: Howard 12-26-1-202; WVU RECEIVING: Gibson 6-148; WVU TACKLES (TFL/QS): Petteway 8 (2.5/1.5), Worley 7 (1/0), Kwiatkoski 7; WVU INTERCEPTIONS: Dillon, Worley.

ISU RUSHING: Warren 19-74; ISU PASSING: Lanning 17-34-2-163; ISU RECEIVING: Bunderage 7-70, Lazard 5-74; ISU TACKLES (TFL/QS): Floyd 6, Peavy 6, Miles 6 (1/0), Northup 6 (1/0), Peters 6; ISU INTERCEPTIONS: Floyd.

Attendance - 42,446



RushelSHELL III

ChristianBROWN

LAST TIME AT IOWA STATE: WEST VIRGINIA 37, IOWA STATE 24

AMES, IOWA (Nov. 29, 2014) - West Virginia erased a 14-point second-quarter deficit by scoring 20 unanswered points and defeated home-standing Iowa State, 37-24, at Jack Trice Stadium.

Playing without the services of starting quarterback Clint Trickett, backup Skyler Howard capped his first career start with three touchdown passes and 285 yards passing.

Howard rushed for 69 yards on seven carries, as the sophomore calmly led the offense and helped the Mountaineers break a three-game losing streak.

West Virginia took an early 7-0 lead as the Mountaineers scored on their opening drive for the eighth time in 12 games. Tailback Rushel Shell got his day started with a 54-yard touchdown run, ending a six-play, 76-yard drive. Shell's run was West Virginia's longest scoring run of the season.

It didn't take long for the Cyclones to answer as they tied the game on their first offensive possession. Led by key pass completions of 20 and 39 yards, ISU marched 80 yards and tied the game on Aaron Wimberly's three-yard run.

That touchdown sparked a 21-point Iowa State offensive explosion, as the Cyclones would score a touchdown on two of their next three drives to take a 21-7 lead early in the second quarter.

An 11-play, 68-yard drive ended with a five-yard scoring toss from Sam Richardson to Wimberly, before the Cyclones took advantage of a Dreamius Smith fumble for their third score of the game.

ISU recovered the Smith fumble at the WVU 37-yard line, and three plays later, Richardson hit Tad Ecby for a 29-yard touchdown pass.

Finding themselves down 14 did not rattle the Mountaineers. In fact, they played some of their best football of the season for the rest of the half to regain control of the game.

Howard used completions of 28 and 29 yards to move the offense and closed the deficit to 21-14 on his touchdown pass to Mario Alford.

Then on its next possession, West Virginia got a 29-yard completion to Jordan Thompson and a 24-yard run by Howard to spark the game-tying drive that ended with a four-yard scoring toss to Alford with 7:22 remaining. The Mountaineers

erased the 14-point deficit in just over four minutes and then turned their sights on retaking the lead.

WVU kicker Josh Lambert closed out the half with two field goals to propel the Mountaineers into a 27-21 lead at the intermission. Lambert hit from 46 and 32 yards to cap off the 20-point run.

Iowa State received the ball to start the second half and embarked on a 6:01 drive that traveled 54 yards in 14 plays. Reaching the WVU 11-yard line, the Mountaineer defense bent but did not break and forced a Cyclone field goal, which Cole Netten converted from 34-yards out.

Clinging to a 27-24 lead, the Mountaineers went scoreless in the third quarter and relied on their defense to keep the game in hand. By forcing ISU to punt twice and then collecting a Terrell Chestnut interception in the end zone was just what the WVU offense needed to get going.

West Virginia upped its lead to 34-24 at the 9:10 mark of the fourth, when a 40-yard completion from Howard to Alford set up a 15-yard touchdown pass to Daikiel Shorts.

The Mountaineers finished off the scoring with 5:29 remaining, when Lambert converted his third field goal of the game, this one from 43 yards, giving WVU the 13-point win.

Aside from Howard's numbers, West Virginia got a career-high rushing effort from Shell with 146 yards on 22 carries. Alford finished with 86 yards receiving and two scores and a very solid Mountaineer defense was led by Wes Tonkery with 12 tackles and a sack. Nick Kwiatkoski and KJ Dillon finished with 11 tackles each.

For Iowa State, Richardson passed for 275 yards, and Wimberly added 77 yards rushing. D'Vario Montgomery led the Cyclones with 71 yards receiving, while Brian Mills had nine tackles.

West Virginia's offense could not have been any more balanced than it was at Iowa State. The Mountaineers rushed for 285 yards on 38 carries and passed for 285 yards on 41 attempts to total 570 yards of offense. Iowa State totaled 135 yards rushing and 275 passing for 410 total yards.

The win gave West Virginia its first winning conference mark (5-4) in its three-year Big 12 history and first road winning mark (3-1) in the

SCORING AND STATISTICAL SUMMARY

| | 1 | 2 | 3 | 4 | Total |
|---------------|----|----|---|----|-------|
| West Virginia | 7 | 20 | 0 | 10 | 37 |
| Iowa State | 14 | 7 | 3 | 0 | 24 |

- 1st WVU - Rushel Shell 54 rush (Josh Lambert kick)
ISU - Aaron Wimberly 3 rush (Cole Netten kick)
ISU - Wimberly 5 pass from Sam Richardson (Netten kick)
- 2nd ISU - Tad Ecby 29 pass from Richardson (Netten kick)
WVU - Mario Alford 29 pass from Skyler Howard (Lambert kick)
WVU - Alford 4 pass from Howard (Lambert kick)
WVU - Lambert 46 FG
WVU - Lambert 32 FG
- 3rd ISU - Netten 34 FG
- 4th WVU - Daikiel Shorts 15 pass from Howard (Lambert kick)
WVU - Lambert 43 FG

| | WVU | ISU |
|--------------------|------------|------------|
| First Downs | 25 | 22 |
| Rushes/Yards | 38/285 | 40/135 |
| Passing Yardage | 285 | 275 |
| Passes | 21/41/0 | 26/50/2 |
| Punts | 4/165/41.2 | 7/229/32.7 |
| Fumbles/Lost | 2/2 | 1/0 |
| Return Yardage | 92 | 58 |
| Penalties/Yards | 5/50 | 4/35 |
| Time of Possession | 24:34 | 35:26 |

WVU RUSHING: Shell 22-146, Howard 7-69; WVU PASSING: Howard 21-40-0-285; WVU RECEIVING: Alford 5-86, Thompson 4-65, Shorts 4-50, White 4-48; WVU TACKLES (TFL/QS): Tonkery 12 (2/1), Kwiatkoski 11 (1/0), Dillon 11 (2/0); WVU INTERCEPTIONS: Joseph, Chestnut.

ISU RUSHING: Wimberly 27-77, Richardson 11-43; ISU PASSING: Richardson 26-50-2-275; ISU RECEIVING: West 6-42, Montgomery 5-71; ISU TACKLES (TFL/QS): Mills 9, Seeley 8; ISU INTERCEPTIONS: None.

Attendance - 50,059



COMPARING THE TWO NATIONALLY ...

| | WVU | ISU |
|--------------------------|------------|-------------|
| Scoring Offense | 50 (31.8) | 67 (28.5) |
| Rushing Offense | 23 (229.1) | 84 (160.3) |
| Scoring Defense | 44 (24.1) | 74 (29.7) |
| Rushing Defense | 69 (172.0) | 98 (213.3) |
| Passing Offense | 28 (275.7) | 51 (248.6) |
| Total Offense | 14 (504.8) | 68 (408.9) |
| Passes Had Intercepted | 83 (11) | 27 (7) |
| Pass Defense | 84 (245.3) | 61 (225.1) |
| Total Defense | 73 (417.3) | 90 (438.4) |
| Kickoff Returns | 32 (22.7) | 29 (22.8) |
| Punt Returns | 125 (1.9) | 48 (9.1) |
| Net Punting | 27 (39.7) | 30 (39.3) |
| Passing Efficiency | 35 (144.1) | 43 (140.4) |
| Turnover Margin | T96 (-0.3) | T57 (0.1) |
| Interceptions | 38 (11) | 61 (9) |
| Pass Eff. Defense | 37 (119.9) | 71 (132.0) |
| First Downs | 33 (253) | 65 (232) |
| First Down Defense | 58 (224) | 117 (268) |
| Third Down Conv. | 16 (47.2) | 31 (44.4) |
| Opponent Third Down | 97 (43.4) | 115 (45.7) |
| Fourth Down Conv. | 98 (44.4) | 77 (47.6) |
| Opponent Fourth Down | 30 (40.0) | 89 (57.1) |
| Sacks By | 92 (17) | 101 (17) |
| Sacks Against | 42 (17) | 101 (31) |
| Tackles for Loss | 120 (43) | 46 (70) |
| Tackles for Loss Allowed | 51 (53) | 34 (57) |
| Penalties | 39 (60) | 71 (69) |
| Possession Time | 85 (28:50) | 70 (29:28) |
| Punt Return Defense | 52 (6.7) | 22 (4.4) |
| Kickoff Return Defense | 95 (22.2) | 81 (21.3) |
| Turnovers Gained | 63 (17) | 99 (13) |
| Fumbles Gained | 72 (6) | 114 (4) |
| Red Zone Offense | 93 (79.6%) | 11 (92.1%) |
| Red Zone Defense | 64 (83.7%) | 105 (89.6%) |



TRUE AND REDSHIRT FRESHMEN

- ✓ Seven true freshmen have seen action for the Mountaineers in 2016: Reese Donahue (DL), Adam Hensley (LB), Kennedy McKoy (RB), Zach Sandwisch (LB), Marcus Simms (WR), Steven Smothers (WR) and Jovanni Stewart (S).
- ✓ Ten redshirt freshmen have seen action for the Mountaineers in 2016: Jordan Adams (CB), Chris Chugunov (QB), Rob Dowdy (OL/TE), Deamonte Lindsay (S), David Long (LB), Colton McKivitz (OL), Alec Shriner (DL), Adam Shuler II (DL), Kevin Williams (CB) and Stone Wolfley (TE/FB).

FOR STARTERS

- ✓ In 2016, the Mountaineers have a total of 34 players with at least one game of starting experience.
- ✓ Tops on that list are senior offensive lineman Tyler Orlosky (39), senior defensive lineman Noble Nwachukwu (35), senior offensive lineman Adam Pankey (33) and senior receiver Daikiel Shorts Jr. (33).

FIRST-TIME STARTERS

- ✓ Twelve Mountaineers earned their first career start during the 2016 season: Justin Arndt (LB), Elijah Battle (CB), Antonio Crawford (CB), Justin Crawford (RB), Maurice Fleming (CB), Darrien Howard (DL), David Long (LB), Colton McKivitz (OL), Kennedy McKoy (RB), Adam Shuler (DL), Sean Walters (LB) and Kyzir White (S).

FIRST-TIME PLAYERS

- ✓ There are 26 Mountaineers who have seen their first WVU action during the 2016 season: Jordan Adams (CB), Toyous Avery (S), Elijah Battle (CB), Chris Chugunov (QB), Antonio Crawford (CB), Justin Crawford (RB), Mike Daniels (CB), Rob Dowdy (OL), Michael Ferns (TE/FB), Maurice Fleming (CB), Reese Donahue (DL), Adam Hensley (LB), Billy Kinney (P), Deamonte Lindsay (S), David Long (LB), Colton McKivitz (OL), Kennedy McKoy (RB), Zach Sandwisch (LB), Marcus Simms (WR), Alec Shriner (DL), Adam Shuler II (DL), Steven Smothers (WR), Jovanni Stewart (S), Kyzir White (S), Kevin Williams (CB) and Stone Wolfley (TE/FB).

OVERTIME GAMES

- ✓ The 33-26 overtime loss to Oklahoma State in 2015 marked the 14th overtime game in West Virginia history. The Mountaineers own a 6-8 record in overtime games.
- ✓ WVU played its first overtime game vs. Pitt in 1997, dropping a three-overtime thriller, 41-38.

Overtime Games

| | |
|----------------|-------------------------------|
| Oct. 10, 2015 | Oklahoma State 33, WVU 26, OT |
| Nov. 30, 2013 | Iowa State 52, WVU 44, 3OT |
| Nov. 9, 2013 | Texas 47, WVU 40, OT |
| Nov. 2, 2013 | WVU 30, TCU 27, OT |
| Nov. 3, 2012 | TCU 39, WVU 38 2OT |
| Oct. 29, 2010 | UConn 16, WVU 13 OT |
| Sept. 10, 2010 | WVU 24, Marshall 21 OT |
| Nov. 8, 2008 | Cincinnati 26, WVU 23 OT |
| Sept. 18, 2008 | Colorado 17, WVU 14 OT |
| Dec. 2, 2006 | WVU 41, Rutgers 39, 3OT |
| Oct. 15, 2005 | WVU 46, Louisville 44, 3OT |
| Sept. 18, 2004 | WVU 19, Maryland 16 OT |
| Nov. 11, 2000 | WVU 31, Rutgers 24, 2OT |
| Nov. 28, 1997 | Pitt 41, WVU 38, 3OT |

WVU'S RECORD WHEN WEARING ... (SINCE 2001)

- Blue Jersey - Gold Pants: 28-9
- Blue Jersey - White Pants: 7-5
- Blue Jersey - Blue Pants: 24-9
- White Jersey - Gold Pants: 12-10
- White Jersey - White Pants: 19-15
- White Jersey - Blue Pants: 16-8
- Gold Jersey - Blue Pants: 9-1
- Gold Jersey - Gold Pants: 5-3
- Gold Jersey - White Pants: 4-1
- Gold Jersey - Gray Pants: 0-1
- Gray Jersey - Gray Pants: 1-0
- Nike Pro Combat Uniforms: 1-1

WEEKLY MEDIA PLANNER (MONDAY, NOV. 21 - SUNDAY, NOV. 27)

MON (21)

Big 12 football conference call - 11:40 a.m. - 11:50 a.m.

TUE (22)

Dana Holgorsen Media Conference - 12 p.m. (Team Room)

FB Player/Assistant Coach Interviews Puskar Team Room 12:30 p.m.

WBB vs. N.C. A&T, Savannah, Ga., 7 p.m.

Dana Holgorsen Statewide Radio Show 7 p.m. (Kegler's)

WED (23)

VB at TCU, 8 p.m.

WBB vs. East Carolina Savannah, Ga., 4:30 p.m.

THU (24)

MBB vs. Illinois, NIT, Brooklyn, N.Y. 2:30 p.m., ESPN2

WBB vs. Auburn Savannah, Ga., 7 p.m.

FRI (25)

MBB vs. Temple/Florida St., NIT, Brooklyn, N.Y. 12:30 p.m./3 p.m., ESPN2

SAT (26)

FB at Iowa State, FS1, 3:30 p.m.

WSOC - NCAA Quarterfinals vs. Duke, 3 p.m.

WBB Media Availability WVU Coliseum, 1:30 p.m.

VB at Texas, 2 p.m.

SUN (27)

WBB vs. High Point, 4 p.m.

MBB Media Availability Bob Huggins Teleconference 719-457-6209 passcode: 999428



FIFTH-YEAR SENIORS

✓ There are 16 fifth-year seniors on the 2016 roster: Justin Arndt (LB), Christian Brown (DL), Antonio Crawford (CB), Rasul Douglas (CB), Maurice Fleming (CB), Jarrod Harper (S), Nana Kyeremeh (CB), Devonte Mathis (WR), Tony Matteo (OL), Noble Nwachukwu (DL), Tyler Orlosky (OL), Adam Pankey (OL), Rushel Shell (RB), Khairi Sharif (S), Sylvester Townes (OL) and Sean Walters (LB)

COACHING STAFF ASSIGNMENTS

✓ Here's a breakdown of the WVU coaching staff assignments for the 2016 season:

- Tony Gibson: DC/LB (Field)
- Joe Wickline: OC/TE-FB (Press Box)
- Blue Adams: CB (Press Box)
- Tyron Carrier: WR (Field)
- Matt Caponi: S (Field)
- Ron Crook: OL (Field)
- Mark Scott: Defense/Special Teams (Field)
- Ja'Juan Seider: RB (Field)
- Bruce Tall: DL (Press Box)

WVU VS. 2016 SLATE

✓ West Virginia owns a 35-30 record against its 2016 opponents. The Mountaineers have winning records over BYU, Iowa State, Kansas, Texas, Texas Tech and Youngstown State and are even in their series with Baylor, Missouri, Oklahoma State and TCU.

| 2016 Opponent | Series Record |
|------------------|---------------|
| Baylor | 2-2 |
| BYU | 1-0 |
| Iowa State | 3-1 |
| Kansas | 5-1 |
| Kansas State | 2-5 |
| Missouri | 3-3 |
| Oklahoma | 2-7 |
| Oklahoma State | 4-4 |
| TCU | 3-3 |
| Texas | 4-2 |
| Texas Tech | 4-2 |
| Youngstown State | 2-0 |

30 IS ENOUGH

✓ Dating back to 1980, the Mountaineers hold a 187-17-1 record when scoring 30 or more points in a game. During the 1990s, the Mountaineers were 42-4 when scoring 30 or more points in a contest and were 40-2-1 in the '80s when reaching that mark.

✓ WVU is 105-13 since 2000 when scoring 30 points or more in a contest.

SCORING 40 OR MORE POINTS

✓ Under Dana Holgorsen, West Virginia is 20-4 when scoring 40 or more points. Since 2000, the Mountaineers are 53-4 when hitting the 40-point plateau, and WVU is 183-4 all-time when scoring at least 40 points in a game

AVERAGE PER DOWN

✓ Here's a breakdown of how the 2016 West Virginia offense has operated on first, second, third and fourth down:

✓ On first down, the Mountaineers have run 352 plays and gained 2,519 yards for a 7.2 average. On second down, the Mountaineers have run 253 plays for 1,594 yards and a 6.3 average. On third down, the Mountaineers have run 142 plays for 911 yards and a 6.4 average gain. West Virginia has run nine fourth down plays in 2016, gaining 24 yards for a 2.7 average.

✓ WVU's touchdowns have come 18 times on first down (9 rushing/9 passing), 10 times on second down (3 rushing/7 passing), nine times on third down (6 rushing/3 passing), and one touchdown on fourth down (1 rushing/0 passing).

OFFENSIVE ANALYSIS

✓ Breaking down the West Virginia offensive numbers for the 2016 season shows that the Mountaineers have run a total of 756 plays, 422 coming on the ground and 334 through the air. The rushing game has totaled 2,291 yards for an average of 5.4 yards per carry and 19 touchdowns. The passing attack has totaled 2,757 yards, 19 touchdowns and an average of 13.2 yards per completion.

✓ Combine the two and the Mountaineers have turned in 5,048 yards of total offense, 38 touchdowns, an average of 6.7 yards per play, and an average of 31.8 points per game.

✓ Deeper analysis shows that the Mountaineer offense has gained 105 first downs by the run and 131 via the pass. On average, West Virginia has totaled 229.1 yards per game on the ground, 275.7 yards per game passing and 504.8 yards per game of total offense.

COMPARING THE TWO IN THE BIG 12 ...

| | WVU | ISU |
|--------------------------|-----------|-----------|
| Scoring Offense | 8 (31.8) | 9 (28.5) |
| Rushing Offense | 3 (229.1) | 8 (160.3) |
| Scoring Defense | 2 (24.1) | 6 (29.7) |
| Rushing Defense | 4 (172.0) | 7 (213.3) |
| Passing Offense | 5 (275.7) | 8 (248.6) |
| Total Offense | 4 (504.8) | 8 (408.9) |
| Passes Had Intercepted | 5 (11) | 3 (7) |
| Pass Defense | 4 (245.3) | 2 (225.1) |
| Total Defense | 3 (417.3) | 5 (438.4) |
| Kickoff Returns | 4 (22.7) | 3 (22.8) |
| Punt Returns | 9 (1.9) | 7 (9.1) |
| Net Punting | 4 (39.7) | 7 (39.3) |
| Passing Efficiency | 4 (144.1) | 5 (140.4) |
| Turnover Margin | T7 (-0.3) | 4 (0.1) |
| Interceptions | 3 (11) | 7 (9) |
| Pass Eff. Defense | 2 (119.9) | 3 (132.0) |
| First Downs | 5 (253) | 8 (232) |
| First Down Defense | 4 (224) | 9 (268) |
| Third Down Conv. | 3 (47.2) | 5 (44.4) |
| Opponent Third Down | 6 (43.4) | 10 (45.7) |
| Fourth Down Conv. | 8 (44.4) | 5 (47.6) |
| Opponent Fourth Down | 3 (40.0) | 7 (57.1) |
| Sacks By | T8 (17) | T8 (17) |
| Sacks Against | 1 (17) | 10 (31) |
| Tackles for Loss | 9 (43) | 6 (70) |
| Tackles for Loss Allowed | 5 (53) | 3 (57) |
| Penalties | 7 (60) | 5 (69) |
| Possession Time | 6 (28:50) | 4 (29:28) |
| Punt Return Defense | 7 (6.7) | 4 (4.4) |
| Kickoff Return Defense | 10 (22.2) | 8 (21.3) |
| Turnovers Gained | 6 (17) | 8 (13) |
| Fumbles Gained | 7 (6) | 10 (4) |
| Red Zone Offense | 9 (79.6%) | 2 (92.1%) |
| Red Zone Defense | 5 (83.7%) | 9 (89.6%) |

AGAINST RANKED TEAMS

✓ Beginning with a 27-0 loss to Fordham on Oct. 18, 1941, West Virginia has played 148 games against nationally ranked teams. Of those, 41 have been Mountaineer victories.

✓ Since 2001, WVU has posted 19 victories over ranked teams.

NATIONAL POLLS

✓ In the Nov. 20 polls, WVU dropped to No. 19 in the Associated Press Poll and No. 17 in the Coaches' Poll

✓ In the Nov. 13 polls, WVU saw its highest ranking, No. 9 in the Coaches' Poll and No. 10 spot in the AP Poll

✓ In the Nov. 6 polls, WVU entered the Top 10 for the second time in 2016 in the Coaches' Poll and moves up to No. 11 in the AP Poll.

✓ After the Oklahoma State loss, WVU dropped out of the Top 10, ranking No. 14 in the AP Poll and No. 15 in Coaches' Poll.

✓ In the Oct. 23 polls, WVU moved into the Top 10, ranking No. 10 in the AP Press Poll and No. 9 in Coaches' Poll.

✓ West Virginia entered both polls for the first time on Oct. 2, appearing at No. 22 in the Associated Press Poll and No. 20 in the Coaches Poll.

✓ That marked the first time the Mountaineers have been in the rankings since Sept. 27, 2015 when WVU was No. 23 in the AP Poll and No. 21 in the Coaches' Poll.

✓ Since 2011, Dana Holgorsen's squads have been ranked during five of his six years and have been among the Top 25 during 34 different weeks and in the Top 10 nine weeks.



ON NETWORK TELEVISION

- ✓ The FS1 telecast of the WVU-Iowa State game marks the 235th network television game for West Virginia.
- ✓ All-time WVU is 121-112-1 in nationally televised games.

MOST TOTAL WINS OVER THE LAST 14 YEARS (2003-16)

| Rk. | School | Wins |
|-----|----------------------|------------|
| 1. | Boise State | 156 |
| 2. | Oklahoma | 144 |
| 3. | LSU | 140 |
| 4. | Ohio State | 139 |
| 5. | Wisconsin | 133 |
| 6. | Oregon | 132 |
| | Georgia | 132 |
| 8. | TCU | 131 |
| 9. | Virginia Tech | 129 |
| 10. | Clemson | 128 |
| 11. | Florida | 127 |
| 12. | USC | 126 |
| 13. | Texas | 124 |
| | Utah | 124 |
| 15. | Auburn | 123 |
| 16. | Florida State | 121 |
| 17. | West Virginia | 120 |
| | Alabama | 120 |
| 19. | Louisville | 119 |
| | Navy | 119 |
| 21. | Nebraska | 118 |

BEST WINNING PERCENTAGE AWAY FROM HOME (ROAD OR NEUTRAL) OVER THE LAST 14 YEARS (2003-16)

| Rk. | School | W-L | Winning % |
|-----|----------------------|--------------|-------------|
| 1. | Ohio State | 54-17 | .761 |
| 2. | Boise State | 68-22 | .755 |
| 3. | Oklahoma | 59-22 | .728 |
| 4. | Georgia | 55-26 | .680 |
| | TCU | 55-26 | .680 |
| 6. | Alabama | 48-23 | .676 |
| 7. | Texas | 54-27 | .666 |
| | Virginia Tech | 54-27 | .666 |
| | USC | 54-27 | .666 |
| 10. | Oregon | 54-28 | .659 |
| 11. | LSU | 46-24 | .657 |
| 12. | Utah | 55-30 | .647 |
| 13. | Florida | 45-28 | .616 |
| 14. | Navy | 48-33 | .593 |
| | Wisconsin | 48-33 | .593 |
| 16. | West Virginia | 47-33 | .588 |

BEST HOME WINNING PERCENTAGE OVER THE LAST 14 YEARS (2003-16)

| Rk. | School | W-L | Winning % |
|-----|----------------------|--------------|-------------|
| 1. | Boise State | 88-4 | .957 |
| 2. | Oklahoma | 77-7 | .917 |
| 3. | Ohio State | 85-12 | .876 |
| 4. | Wisconsin | 84-14 | .858 |
| 5. | LSU | 93-16 | .853 |
| 6. | USC | 71-13 | .845 |
| 7. | TCU | 76-17 | .817 |
| 8. | Florida | 75-18 | .806 |
| 9. | Oregon | 78-19 | .804 |
| 10. | Clemson | 82-21 | .796 |
| 11. | Alabama | 71-19 | .788 |
| 12. | Utah | 68-21 | .764 |
| 13. | West Virginia | 73-23 | .760 |
| 14. | Georgia | 76-25 | .752 |
| 15. | Iowa | 70-25 | .739 |
| 16. | Virginia Tech | 72-26 | .735 |
| 17. | Troy | 49-19 | .721 |
| 18. | Texas Tech | 67-27 | .713 |



JovonDURANTE

RushelSHELL III

WEST VIRGINIA OFFENSE

- ✓ WVU has had 27 players who have seen action on offense in 2016; seven receivers, three running backs, four tight ends/fullbacks and 10 offensive linemen and three quarterbacks
- ✓ Eighteen offensive players were used against Oklahoma including one quarterback, two running backs, three tight ends/fullbacks, six offensive linemen and six wide receivers
- ✓ Eight players saw action on 60 or more plays against Oklahoma, including five with a team high 65 plays, and 11 players were used on 50 or more plays
- ✓ Kennedy McKoy was the only true freshmen offensively who saw time against Oklahoma. Redshirt freshmen Colton McKivitz also saw action.
- ✓ In the Holgorsen era, WVU has thrown for 300 or more yards 33 times, 400 or more 11 times and 500 or more three times
- ✓ In 2016, Skyler Howard has completed 97 passes for more than 10 yards, 38 for more than 20 and 12 for more than 40 yards
- ✓ WVU and Missouri combined for 185 plays, setting a game-high output by two teams at Milan Puskar Stadium, besting the previous mark of 180 vs. Baylor on Sept. 29, 2012
- ✓ The top games for amount of plays during the Holgorsen era:
 - 108 - Maryland (2014)
 - 98 - Oklahoma State (2015)
 - 96 - Maryland (2015)
 - 96 - Towson (2014)
 - 94 - Texas Tech (2014)
 - 91 - Texas Tech (2012)
 - 91 - Oklahoma State (2012)
- ✓ WVU ran for 388 yards against Oklahoma, the most yards in a game since having 426 rushing yards against Kansas (11/21/2015)
- ✓ WVU has run for 150 or more yards in 20 of its last 23 games and 200 or more yards in 10 of its last 15 games
- ✓ Against Kansas, Justin Crawford and Kennedy McKoy were the first two Mountaineers to have 100 yards rushing in the same game since Nov. 7, 2015 against Texas Tech
- ✓ WVU is ranked No. 3 in the Big 12 and No. 23 nationally in rushing offense averaging 229.1 yards per game
- ✓ In the Holgorsen era, WVU has rushed for 200 or more yards 25 times, 300 or more eight times and 400 or more twice

- ✓ WVU finished with 579 yards of total offense against Oklahoma; had 400 or more yards in 18 of the last 23 games and has had 450 or more yards of total offense in eight of the past 14
- ✓ WVU's season-high 650 yards of total offense at Texas Tech was the No. 7 top total offensive performance in school history
- ✓ WVU is ranked No. 14 nationally in total offense, averaging 504.8 yards per game
- ✓ The Mountaineer offense has allowed an average of 1.70 sacks per game in 2016, leading the Big 12 conference
- ✓ The top games for total first downs in school history
 - 37 - Maryland (2015)
 - 36 - Washington & Lee (1923)
 - 35 - Syracuse (1993)
 - 34 - Colorado State (1980)
 - 33 - Maryland (2014)
 - 33 - Towson (2014)
 - 33 - Baylor (2014)
 - 33 - Baylor (2012)

Number of 40+ Yard Receptions since 2015

| Name, School | 2015 | 2016 | Total |
|--------------------------------------|----------|----------|-----------|
| Taywan Taylor, Western Kentucky | 11 | 12 | 23 |
| Shelton Gibson, West Virginia | 9 | 8 | 17 |
| James Washington, Oklahoma State | 8 | 7 | 15 |
| Corey Davis, Western Michigan | 7 | 7 | 14 |
| Carlos Henderson, Louisiana Tech | 6 | 8 | 14 |
| Dede Westbrook, Oklahoma | 2 | 12 | 14 |
| Cody Thompson, Toledo | 5 | 9 | 14 |

Number of 50+ Yard Receptions since 2015

| Name, School | 2015 | 2016 | Total |
|--------------------------------------|----------|----------|-----------|
| Taywan Taylor, Western Kentucky | 8 | 6 | 14 |
| Shelton Gibson, West Virginia | 6 | 5 | 11 |
| Carlos Henderson, Louisiana Tech | 5 | 6 | 11 |
| James Washington, Oklahoma State | 5 | 5 | 10 |

Number of 40+ Yard Passes since 2015

| Name, School | 2015 | 2016 | Total |
|-------------------------------------|-----------|-----------|-----------|
| Patrick Mahomes, Texas Tech | 21 | 13 | 34 |
| Dane Evans, Tulsa | 18 | 14 | 32 |
| Mason Rudolph, Oklahoma State | 16 | 14 | 30 |
| Baker Mayfield, Oklahoma | 11 | 19 | 30 |
| Skyler Howard, West Virginia | 16 | 12 | 28 |

Number of 50+ Yard Passes since 2015

| Name, School | 2015 | 2016 | Total |
|-------------------------------------|-----------|----------|-----------|
| Patrick Mahomes, Texas Tech | 11 | 9 | 20 |
| Skyler Howard, West Virginia | 11 | 8 | 19 |
| Nick Mullens, USM | 9 | 9 | 18 |
| Baker Mayfield, Oklahoma | 7 | 11 | 18 |



Ka'Raun**WHITE**

Shelton**GIBSON**

- ✓ The Mountaineers are ranked No. 35 in passing efficiency nationally and No. 4 in the Big 12
- ✓ When WVU has passed for 300 or more yards in the past 10 years, its record is 27-11.

- ✓ The Mountaineer offense has scored on 11 drives of 80 or more yards, including drives of 91, 89 and 83 at Texas Tech
- ✓ Shelton Gibson has 11 catches of 30 yards or more in 2016. Ten of the 11 have led to a WVU score, eight touchdowns and two field goals.
- ✓ Senior Daikiel Shorts Jr. leads the team with at least one reception in each of the last 23 games.
- ✓ The win over Kansas State marked the first time since 2005 that WVU had been shutout in the first half and came back to win the game.
- ✓ The 16 points scored against Kansas State marks the lowest amount of points that WVU has scored and still claimed victory in the Dana Holgorsen era.

300 or More Yards Passing (Last nine years)

| | | |
|-----|-------------------------|--------------|
| 656 | Baylor (2012) | 70-63/W |
| 532 | Arizona State (2015) | 43-42/W |
| 511 | Maryland (2014) | 40-37/W |
| 469 | Connecticut (2011) | 43-16/W |
| 463 | LSU (2011) | 21-47/L |
| 448 | James Madison (2012) | 42-12/W |
| 431 | Norfolk State (2011) | 55-12/W |
| 410 | Louisville (2011) | 35-28/L |
| 407 | Kansas (2012) | 59-10/W |
| 407 | Clemson (2011) | 70-33/W |
| 401 | Oklahoma State (2012) | 55-34/L |
| 389 | Youngstown State (2016) | 38-21/W |
| 388 | at Maryland (2011) | 37-31/W |
| 376 | Oklahoma (2014) | 45-33/L |
| 372 | at Cincinnati (2011) | 24-21/W |
| 365 | vs. Alabama (2014) | 33-23/L |
| 359 | Georgia Southern (2015) | 44-0/W |
| | Georgia State (2013) | 41-7/W |
| 355 | Towson (2014) | 54-0/W |
| 356 | Iowa State (2013) | 44-52/L |
| 352 | Rutgers (2010) | 35-10/W |
| 346 | Texas A&M (2014) | 45-37/L |
| 338 | Maryland (2012) | 31-21/W |
| 338 | at Syracuse (2011) | 49-23/L |
| 334 | East Carolina (2009) | 35-20/W |
| 332 | vs. BYU (2016) | 35-32/W |
| 332 | North Carolina (2008) | 31-30/W |
| 324 | Marshall (2012) | 69-34/W |
| 322 | Baylor (2014) | 41-27/W |
| 320 | Oklahoma State (2013) | 30-21/W |
| 320 | Oklahoma (2012) | 50-49/L |
| 318 | Texas Tech (2016) | 48-17/W |
| 316 | Marshall (2010) | 24-21/W (OT) |
| 313 | Liberty (2015) | 41-17/W |
| 310 | Kansas State (2012) | 26-20/L |
| 302 | Kansas (2014) | 33-14/W |
| 302 | Auburn (2009) | 30-41/L |
| 301 | Texas Tech (2014) | 37-34/W |

Bold = Holgorsen Era

- ✓ WVU has converted 47 percent of its third-down attempts in 2016, ranking No. 16 nationally and No. 3 in the Big 12
- ✓ WVU is averaging 275.7 passing yards per game in 2016, ranking No. 28 nationally and No. 5 in the Big 12
- ✓ Daikiel Shorts Jr. and Shelton Gibson each had 100 yards receiving against Kansas, marking the first time that WVU has had two receivers with more than 100 yards receiving since the 2015 opener against Georgia Southern
- ✓ WVU has had at least one receiver with more than 100 yards receiving in nine of the past 13 games, dating back to Iowa State in 2015

WEST VIRGINIA DEFENSE

- ✓ WVU has had 26 players who have seen action on defense in 2016; seven linemen, eight linebackers, six safeties and five cornerbacks
- ✓ Nineteen defensive players were used against Oklahoma, including five defensive linemen, six linebackers, four cornerbacks and four safeties
- ✓ Four players were used on 80 or more plays, (Justin Arndt, Rasul Douglas, Maurice Fleming, Kyzir White), while seven players were used on 70 or more plays and nine were used on 60 or more plays
- ✓ One true freshman, Reese Donahue, and one redshirt freshman, Adam Shuler II, saw action against Oklahoma
- ✓ WVU tied a season-high with four sacks at Texas, marking the most sacks since finishing with four at Texas Tech. WVU has recorded three or more sacks in four games in 2016.
- ✓ WVU has not allowed an opponent to complete more than 50 percent of its third-down attempts in 33 of the past 35 games. The streak was at 27 straight before the BYU game.
- ✓ West Virginia's defense hasn't allowed a Big 12 opponent to complete 50 percent or higher of its third-down attempts, in 27 of the past 28 games
- ✓ The WVU defense is ranked No. 37 nationally and No. 2 in the Big 12 in pass efficiency defense
- ✓ WVU has held its opponent to less than 300 yards passing 25 times in the past 36 games, including 13 of the last 16 games
- ✓ Since the beginning of the 2014 season, WVU held its opponents to less than 100 yards

WVU'S MULTI 100-YARD RECEIVING GAMES

| Season | 2 100-yard Receivers | 3 100-yard Receivers | Total |
|--------|----------------------------|----------------------------|-------|
| 2016 | 1 | 0 | 1 |
| 2015 | 1 | 0 | 1 |
| 2014 | 3 | 0 | 3 |
| 2012 | 2 | 1 | 3 |
| 2011 | 3 | 1 | 4 |
| 1998 | 1 | 0 | 1 |
| 1997 | 1 | 0 | 1 |
| 1996 | 2 | 0 | 2 |
| 1995 | 2 | 0 | 2 |
| 1994 | 1 | 0 | 1 |
| 1993 | 2 | 0 | 2 |
| 1972 | 1 | 0 | 1 |

WVU'S MULTI 100-YARD RECEIVING GAMES

| | | |
|----------|---|-----------------|
| 11/5/16 | Kansas Daikiel Shorts Jr. (7/104/1) Shelton Gibson (4/102/2) | W/48-21 |
| 9/5/15 | Georgia Southern Shelton Gibson (3/130/1) Jovon Durante (3/121/1) | W/44-0 |
| 10/11/14 | at Texas Tech Kevin White (13/123/1) Jordan Thompson (6/109/1) | W, 37-34 |
| 9/20/14 | Oklahoma Kevin White (10/173/1) Mario Alford (7/101/1) | L, 33-45 |
| 9/13/14 | at Maryland Kevin White (13/216/1) Mario Alford (11/131/2) | W, 40-37 |
| 12/1/12 | Kansas Stedman Bailey (11/159/2) Tavon Austin (4/110/0) | W, 59-10 |
| 9/29/12 | Baylor Stedman Bailey (13/303/5) Tavon Austin (14/215/2) J.D. Woods (13/114/1) | W, 70-63 |
| 9/15/12 | James Madison Stedman Bailey (13/173/3) Tavon Austin (11/113/1) | W, 42-12 |
| 11/12/11 | at Cincinnati Tavon Austin (9/126/0) Stedman Bailey (6/104/1) | W, 24-21 |
| 10/8/11 | Connecticut Stedman Bailey (7/178/2) Ivan McCartney (6/131/0) | W, 43-16 |
| 9/24/11 | LSU Tavon Austin (11/187/0) Stedman Bailey (8/115/1) | L, 21-47 |
| 9/17/11 | at Maryland Tavon Austin (11/122/0) Stedman Bailey (8/113/1) Ivan McCartney (8/101/0) | W, 37-31 |
| 11/27/98 | at Pitt Shawn Foreman (5/115/1) Khorl Ivy (6/113/2) | W, 52-14 |
| 12/29/97 | Georgia Tech Jerry Porter (4/124/2) Shawn Foreman (12/110/0) | L, 30-35 |
| 11/9/96 | at Rutgers David Saunders (11/178/2) Shawn Foreman (6/164/2) | W, 55-14 |
| 10/5/96 | Boston College David Saunders (8/191/1) Rahsaan Vanterpool (9/152/1) | W, 34-17 |
| 11/4/95 | Rutgers David Saunders (8/149/2) Lovett Purnell (3/134/2) | W, 59-26 |
| 9/2/95 | Purdue Lovett Purnell (8/149/0) David Saunders (6/130/0) | L, 24-26 |
| 10/15/94 | at Pitt Rahsaan Vanterpool (9/205/2) Zach Abraham (6/180/2) | W, 47-41 |
| 11/6/93 | Rutgers Mike Baker (8/172/2) Jay Kearney (4/106/0) | W, 58-22 |
| 9/18/93 | at Maryland Mike Baker (8/126/1) Jay Kearney (3/104/1) | W, 42-37 |
| 9/23/72 | at Virginia Marshall Mills (7/132/1) Danny Buggs (3/113/2) | W, 48-10 |



Adam SHULER II

Kyzir WHITE

WEST VIRGINIA DEFENSE

- ✓ WVU held Texas Tech's running attack to just 34 yards, the fewest number of rushing yards since Kansas State finished with one in 2014
- ✓ During the past two seasons, WVU held its opponents to less than 35 percent on third down 23 times; less than 30 percent 13 times
- ✓ With a third-quarter interception against Oklahoma, the WVU defense has forced a turnover in nine of the 10 games in 2016 and 14 of the last 16 games
- ✓ Dating back to 2014 under Tony Gibson, the defense has forced a turnover in 28 of 36 games
- ✓ WVU's defense is giving up 24.1 points per game during the 2016 season, ranking No. 2 in the Big 12 in scoring defense
- ✓ WVU's defense has held Big 12 opponents to fewer than 25 points in nine of the past 11 games
- ✓ WVU's defense has 11 interceptions in 2016, ranking, which is No. 3 in the Big 12
- ✓ After intercepting a pass against Oklahoma Rasul Douglas ranks No. 2 nationally and leads the league in interceptions
- ✓ WVU's defense ranks No. 4 in the Big 12 in first downs allowed
- ✓ The WVU defense gave up a season-low 17 first downs against Oklahoma State, tying Kansas State earlier this year.
- ✓ WVU's defense faced a total of 100 plays against Texas, which marks the second time in 2016 that the defense has played 100 plays. Prior to 2016, the defense has seen 100 or more plays just once in the Holgorsen era.
- ✓ The top games for amount of defensive plays during the Holgorsen era:
 1. 101 - Marshall (2012)
 2. 100 - Missouri (2016)
 3. 100 - Texas (2016)
 3. 94 - Baylor (2013)
 4. 92 - Iowa State (2013)
 - 92 - Baylor (2012)
 6. 90 - Iowa State (2014)
 - 90 - Texas (2013)
 8. 89 - Syracuse (2012)

WEST VIRGINIA SPECIAL TEAMS

- ✓ In 2016, West Virginia features a new long snapper (Nick Meadows), holder (Billy Kinney), kicker (Mike Molina) and punter (Billy Kinney)
- ✓ Key note about the new specialists is that all three hail from West Virginia. Meadows (Williamstown), Kinney (Morgantown) and Molina (Hurricane)
- ✓ Molina is 14-of-19 on field goals; long of 44
- ✓ Molina is No. 2 in the Big 12 Conference and No. 32 nationally in FGs made per game
- ✓ Molina is No. 5 in the Big 12 and No. 62 nationally in field goal percentage
- ✓ Molina ranks No. 7 in Big 12 scoring and No. 4 in Big 12 scoring by kickers
- ✓ Molina ranks No. 53 nationally in scoring
- ✓ Molina is averaging 59.0 yards per kickoff
- ✓ Kinney is No. 2 in Big 12 punting, averaging 44.0 yards per punt. He is No. 25 nationally
- ✓ Kinney has placed 10 punts inside the 20; has five punts of 50 yards or more in his first season
- ✓ Shelton Gibson ranks No. 4 in the Big 12 in kickoff returns and No. 48 nationally (23.0)
- ✓ Gary Jennings ranks No. 5 in Big 12 punt returns
- ✓ The top national ranking for WVU in special teams categories is No. 27 in net punting followed by No. 32 in kickoff returns
- ✓ The top Big 12 ranking for the Mountaineers in special teams categories is No. 4 in kickoff return and No. 4 in net punting
- ✓ Until the Oklahoma game, Gibson and Jennings were the only WVU players to register returns on special teams in 2016. Against OU, Jovon Durante added a 16-yard kickoff return
- ✓ Special teams notes vs. OU showed a 40.0 punting avg. with a long of 47 yards, and a long

- ✓ kickoff return of 26 yards by Gibson
- ✓ Top special teams tacklers vs. OU were Shane Commodore, Xavier Preston, Khairi Sharif and Elijah Battle with one tackle each
- ✓ Strong special teams effort vs. TCU, forcing two Horned Frog turnovers on kickoffs
- ✓ Marvin Gross Jr. leads the team in special teams tackles with eight, followed by Commodore with seven and Nana Kyeremeh with five.

EIGHT BALL

- ✓ The Mountaineers' 24-20 win at Texas on Nov. 12 marked WVU's eighth win of the 2016 season.
- ✓ WVU has posted eight or more wins for the second straight year, 11 of the past 15 years and 37th time in school history.

SEVEN UP

- ✓ The Mountaineers' 48-21 win over Kansas on Nov. 5 marked WVU's seventh win of the 2016 season.
- ✓ WVU has posted seven or more wins in 14 of the past 15 years and the 50th year all-time.

BOWL ELIGIBLE

- ✓ With its sixth win of the 2016 season against TCU, WVU now is bowl eligible for the third straight season, fifth under head coach Dana Holgorsen and 34th bowl game in school history.
- ✓ In 2015, WVU defeated Arizona State, 43-42, in the Motel 6 Cactus Bowl in Phoenix, Ariz.

TOP 5 COACH

- ✓ With WVU's 24-20 win at Texas on Nov. 12, WVU coach Dana Holgorsen earned his 44th win as the Mountaineers' head coach. He tied Ira Errett Rodgers (44) for fourth place and needs one more win to take sole possession of fourth place; and 14 more wins to tie Art Lewis for third place on the school's win chart.

WVU'S WEEK-BY-WEEK NATIONAL RANKINGS

| Week | AP | USA Today | CFP |
|-----------|----|-----------|-----|
| Preseason | -- | -- | -- |
| Sept. 4 | RV | RV | -- |
| Sept. 11 | -- | RV | -- |
| Sept. 18 | -- | RV | -- |
| Sept. 25 | RV | RV | -- |
| Oct. 3 | 22 | 20 | -- |
| Oct. 8 | 20 | 18 | -- |
| Oct. 16 | 12 | 13 | -- |
| Oct. 23 | 10 | 9 | -- |
| Oct. 30 | 14 | 15 | 20 |
| Nov. 6 | 11 | 10 | 16 |
| Nov. 13 | 10 | 9 | 14 |
| Nov. 20 | 19 | 17 | |

DANA HOLGORSEN YEAR-BY-YEAR COMPARISON (AFTER 9 GAMES)

| | 2016 | 2015 | 2014 | 2013 | 2012 | 2011 |
|-----------------------------|--------------|--------------|--------------|--------------|--------------|--------------|
| Scoring Offense | 31.8 | 34.6 | 34.1 | 25.3 | 40.9 | 36.8 |
| Scoring Defense | 24.1 | 24.8 | 26.4 | 31.7 | 42.3 | 26.8 |
| Rushing Offense | 229.1 | 244.4 | 184.2 | 142.8 | 165.2 | 117.3 |
| Rushing Defense | 172.0 | 177.1 | 181.5 | 174.1 | 131.9 | 135.9 |
| Passing Offense | 275.7 | 225.4 | 318.0 | 254.7 | 344.8 | 362.1 |
| Pass Defense | 245.3 | 227.5 | 203.7 | 276.8 | 364.6 | 203.2 |
| Total Offense | 504.8 | 469.8 | 502.2 | 397.5 | 510.0 | 479.4 |
| Total Defense | 417.0 | 404.6 | 385.2 | 450.9 | 496.5 | 339.1 |
| Total Turnovers (WVU/Opp) | 20/17 | 18/26 | 22/9 | 26/25 | 11/16 | 15/16 |
| WVU Turnovers (Int/Fumbles) | 11/9 | 12/6 | 8/14 | 12/14 | 6/5 | 6/9 |
| Opp Turnovers (Int/Fumbles) | 11/6 | 19/7 | 8/1 | 11/14 | 8/8 | 10/6 |
| Third Down Conv. | 67/142 (47%) | 62/154 (40%) | 79/178 (44%) | 49/154 (32%) | 67/149 (45%) | 59/138 (43%) |
| Opponent Third Down | 72/166 (43%) | 47/148 (32%) | 48/157 (31%) | 72/164 (44%) | 69/144 (48%) | 56/152 (37%) |
| Sacks By | 17 | 21 | 15 | 14 | 21 | 16 |
| Sacks Against | 17 | 25 | 24 | 24 | 16 | 21 |

PRONUNCIATION GUIDE

LAST NAMES

| | |
|--------------------------|------------------|
| Arndt (Justin) | like Yarn-dt |
| Behrndt (Chase) | like parent |
| Buccigossi (Jacob) | Bootch-i-grose-E |
| Cajuste (Yodny) | ka-JUST |
| Carozza (D.J.) | kuh-rose-uh |
| Chugunov (Chris) | chug-uh-nov |
| Durante (Jovon) | duh-rant |
| Groh (John) | Grow |
| Gross (Marvin) | Grose |
| Kyeremeh (Nana) | Ky-rum |
| Lazard (Marcell) | Lah-zard |
| Mahone (Sean) | muh-hone |
| Matteo (Tony) | muh-TAY-O |
| Nwachukwu (Noble) | wah-Chew-coo |
| Orlosky (Tyler) | or-Losk-E |
| Pegues (Xavier) | pah-Geese |
| Sandwisch (Zach) | sandwich |
| Seider (Ja'HShaun) | Sy-der |
| Sharif (Khairi) | share-EEf |
| Thimons (Logan) | timmons |
| Vucelik (Matt) | Voo-selek |

FIRST NAMES

| | |
|--------------------------|---------------|
| Daikiel (Shorts) | da-Keel |
| Deamonte (Lindsay) | Dee-a-monty |
| Dontae (Angus) | Don-tay |
| Dravon (Henry) | Dray-vaughn |
| Hodari (Christian) | hoe-Darr-E |
| Jaleel (Fields) | jah-leel |
| Ja'HShaun (Seider) | Ja-Shaun |
| Jacquez (Adams) | Jock-ez |
| Jashawn (Banks) | Juh-shawn |
| Jovon (Durante) | Joe-vaughn |
| Ka'Raun (White) | kuh-ron |
| Khairi (Shariff) | kuh-harr-E |
| Kyzir (White) | KI-zeer |
| Rasul (Douglas) | Ra-sewell |
| Rushel (Shell) | rush-ell |
| Toyous (Avery) | Toy-es |
| Trevon (Wesco) | Trev-on |
| Xavier (Pegues) | X-zay-vee-err |
| Xavier (Preston) | X-zay-vee-err |

Online Pronunciation Guide

✓ A pronunciation guide provided by TheNameEngine.com also can be found at WVUsports.com on the football roster page. To hear a pronunciation of these names, click on the ear icon beside the name and a correct pronunciation will be provided.

NCAA ALL-TIME LEADERS BY VICTORIES

| Team | Years | Games | Record | Pct. |
|--------------------------|------------|--------------|-------------------|-------------|
| 1. Michigan | 138 | 1,302 | 946-332-36 | .740 |
| 2. Notre Dame | 129 | 1,257 | 896-319-42 | .730 |
| 3. Texas | 125 | 1,283 | 891-359-33 | .707 |
| 4. Nebraska | 129 | 1,299 | 889-370-40 | .700 |
| 5. Ohio State | 129 | 1,259 | 885-321-53 | .724 |
| 6. Alabama | 123 | 1,245 | 875-326-43 | .720 |
| 7. Oklahoma | 123 | 1,244 | 870-321-53 | .721 |
| 8. Penn State | 131 | 1,291 | 865-384-41 | .686 |
| 9. Tennessee | 121 | 1,255 | 828-374-53 | .681 |
| 10. USC | 124 | 1,210 | 820-336-54 | .700 |
| 11. Georgia | 124 | 1,264 | 793-417-54 | .649 |
| 12. LSU | 124 | 1,231 | 776-408-47 | .649 |
| 13. Auburn | 125 | 1,225 | 749-430-47 | .631 |
| 14. West Virginia | 125 | 1,264 | 735-484-45 | .599 |
| 15. Virginia Tech | 124 | 1,232 | 726-461-46 | .608 |
| 16. Texas A&M | 123 | 1,242 | 725-469-48 | .603 |
| 17. Georgia Tech | 125 | 1,254 | 722-489-43 | .593 |
| 18. Pitt | 128 | 1,274 | 712-519-43 | .576 |



125 YEARS OF WVU FOOTBALL

- ✓ The 2016 football season marks the 125th year of football at West Virginia.
- ✓ As part of the 125th year celebration, fans can visit a website devoted to the special season – WVUsports.com/125 - which has special features, classic videos, interactive graphics and fan poll voting.
- ✓ Fans are also encouraged to use the hashtag #WVU125 when posting photos and videos throughout the season.

MOUNTAINEER ENERGIZERS

- ✓ When looking at career plays logged by Mountaineer players, 17 players have seen action on more than 1,000 plays and five players have more than 2,000.
- ✓ Leading the group in career plays are senior offensive lineman Tyler Orlosky, who has recorded 3,312 plays over his career, 3,147 offensive plays and 165 on special teams. Senior offensive lineman Adam Pankey has seen action on 2,793 plays, 2,611 on offense and 182 on special teams. Senior wide receiver Daikiel Shorts Jr. has been used on 2,564 plays, 2,334 on offense and 230 on special teams. Senior safety Jarrod Harper has been used on 2,036 plays, including 1,346 on defense and 690 on special teams.

NFL MOUNTAINEERS

✓ There are 22 former Mountaineers on NFL rosters in 2016, playing for 15 different teams.



Daryl Worley
Nick Kwiatkoski
Kevin White
Will Clarke
Adam Jones
Don Barclay
KJ Dillon
Pat McAfee
Tavon Austin
Will Johnson
J.T. Thomas
Mario Alford
Geno Smith
Bruce Irvin
Karl Joseph
Najee Goode
Wendell Smallwood
Mark Glowinski
Charles Sims
Keith Tandy
Quinton Spain
Terence Garvin

Carolina Panthers
Chicago Bears
Chicago Bears
Cincinnati Bengals
Cincinnati Bengals
Green Bay Packers
Houston Texans
Indianapolis Colts
Los Angeles Rams
New York Giants
New York Giants
New York Jets
New York Jets
Oakland Raiders
Oakland Raiders
Philadelphia Eagles
Philadelphia Eagles
Seattle Seahawks
Tampa Bay Buccaneers
Tampa Bay Buccaneers
Tennessee Titans
Washington Redskins

2016 HOME AND AWAY

| Rushing | Att-Yds-Avg | Avg/Gm |
|------------------|---------------------|--------|
| Home (5-1) | 262-1,487-5.7 | 247.8 |
| Away (3-1) | 160-804-5.0 | 201.0 |
| Passing | Comp-Att-Yds-TD-Int | Avg/Gm |
| Home (5-1) | 112-189-1,626-15-5 | 271.0 |
| Away (3-1) | 97-145-1,131-4-6 | 282.8 |
| Total Offense | Rush-Pass-Total | Avg/Gm |
| Home (5-1) | 1,487-1,626-3,113 | 518.8 |
| Away (3-1) | 804-1,131-1,935 | 483.8 |
| Rush Defense | Att-Yds-Avg | Avg/Gm |
| Home (5-1) | 260-1,103-4.2 | 183.8 |
| Away (3-1) | 148-617-4.2 | 154.2 |
| Pass Defense | Comp-Att-Yds-TD-Int | Avg/Gm |
| Home (5-1) | 97-197-1,276-7-6 | 212.7 |
| Away (3-1) | 112-172-1,177-8-5 | 294.2 |
| Total Defense | Rush-Pass-Total | Avg/Gm |
| Home (5-1) | 1,103-1,276-2,379 | 396.5 |
| Away (3-1) | 617-1,177-1,794 | 448.5 |



WEST VIRGINIA SEASON RANKINGS

TOTAL OFFENSE

| | PLAYS/YARDS |
|------------------------------|------------------|
| 1. Geno Smith/2012 | 584/4,356 |
| 2. Geno Smith/2011 | 582/4,352 |
| 3. Skyler Howard/2015 | 560/3,647 |
| 4. Marc Bulger/1998 | 452/3,515 |
| 5. Clint Trickett/2014 | 461/3,179 |
| 6. Skyler Howard/2016 | 431/3,079 |
| 7. Pat White/2007 | 413/3,059 |
| 8. Major Harris/1989 | 400/2,994 |
| 9. Geno Smith/2010 | 478/2,980 |
| 10. Pat White/2006 | 344/2,874 |
| 11. Pat White/2008 | 465/2,816 |
| 12. Rasheed Marshall/2004 | 411/2,747 |
| 13. Jarrett Brown/2009 | 413/2,610 |
| 14. Major Harris/1988 | 320/2,525 |

PASSING YARDS

| | COMP./ATT./YARDS |
|------------------------------|----------------------|
| 1. Geno Smith/2011 | 346/526/4,385 |
| 2. Geno Smith/2012 | 369/518/4,205 |
| 3. Marc Bulger/1998 | 274/419/3,607 |
| 4. Clint Trickett/2014 | 281/419/3,285 |
| 5. Skyler Howard/2015 | 221/403/3,145 |
| 6. Geno Smith/2010 | 241/372/2,763 |
| 7. Skyler Howard/2016 | 208/331/2,753 |
| 8. Bernie Galiffa/1972 | 164/334/2,496 |
| 9. Marc Bulger/1997 | 192/323/2,465 |
| 10. Oliver Luck/1981 | 216/394/2,448 |
| 11. Jeff Hostetler/1983 | 173/309/2,345 |
| 12. Jarrett Brown/2009 | 187/296/2,144 |

PASSING COMPLETIONS

| | |
|------------------------------|------------|
| 1. Geno Smith/2012 | 369 |
| 2. Geno Smith/2011 | 346 |
| 3. Clint Trickett/2014 | 281 |
| 4. Marc Bulger/1998 | 274 |
| 5. Geno Smith/2010 | 241 |
| 6. Skyler Howard/2015 | 221 |
| 7. Oliver Luck/1981 | 216 |
| 8. Skyler Howard/2016 | 208 |
| 9. Marc Bulger/1997 | 192 |
| 10. Jarrett Brown/2009 | 187 |
| 11. Pat White/2008 | 180 |
| 12. Jeff Hostetler/1983 | 173 |

PASSING ATTEMPTS

| | |
|------------------------|-----|
| 1. Geno Smith/2011 | 526 |
| 2. Geno Smith/2012 | 518 |
| 3. Clint Trickett/2014 | 419 |
| 4. Marc Bulger/1998 | 419 |
| 5. Skyler Howard/2015 | 403 |
| 6. Oliver Luck/1981 | 394 |

| | |
|-------------------------------|------------|
| 7. Geno Smith/2010 | 372 |
| 8. Chad Johnston/1996 | 334 |
| 9. Bernie Galiffa/1972 | 334 |
| 10. Skyler Howard/2016 | 331 |
| 11. Marc Bulger/1997 | 323 |
| 12. Jeff Hostetler/1983 | 309 |

TOUCHDOWN PASSES

| | |
|------------------------------|-----------|
| 1. Geno Smith/2012 | 42 |
| 2. Geno Smith/2011 | 31 |
| 3. Marc Bulger/1998 | 31 |
| 4. Skyler Howard/2015 | 26 |
| 5. Geno Smith/2010 | 24 |
| 6. Pat White/2008 | 21 |
| 7. Skyler Howard/2016 | 19 |
| Rasheed Marshall/2004 | 19 |
| Oliver Luck/1980 | 19 |
| 10. Clint Trickett/2014 | 18 |

TOUCHDOWNS RESPONSIBLE FOR

| | |
|------------------------------|-----------|
| 1. Geno Smith/2012 | 44 |
| 2. Geno Smith/2011 | 33 |
| 3. Skyler Howard/2015 | 32 |
| 4. Pat White/2006 | 31 |
| 5. Marc Bulger/1998 | 31 |
| 6. Ira Errett Rodgers/1919 | 30 |
| 7. Pat White/2008 | 29 |
| 8. Pat White/2007 | 28 |
| 9. Skyler Howard/2016 | 27 |
| 10. Geno Smith/2010 | 24 |
| 11. Rasheed Marshall/2004 | 23 |
| Major Harris/1989 | 23 |
| 13. Oliver Luck/1980 | 22 |

FIELD GOALS MADE

| | |
|-----------------------------|-----------|
| 1. Josh Lambert/2014 | 30 |
| 2. Paul Woodside/1982 | 30 |
| 3. Josh Lambert/2015 | 21 |
| Paul Woodside/1983 | 21 |
| 5. Charlie Baumann/1988 | 20 |
| 6. Josh Lambert/2013 | 17 |
| Pat McAfee/2008 | 17 |
| Pat McAfee/2006 | 17 |
| 9. Tyler Bitancurt/2011 | 16 |
| 10. Jay Taylor/1997 | 15 |
| Jay Taylor/1996 | 15 |
| Mike Vanderjagt/1992 | 15 |
| Paul Woodside/1984 | 15 |
| 14. Mike Molina/2016 | 14 |
| 15. Tyler Bitancurt/2009 | 13 |
| Pat McAfee/2007 | 13 |
| Brenden Rauh/2001 | 13 |
| Jay Taylor/1999 | 13 |

| | |
|----------------------|----|
| Bryan Baumann/1994 | 13 |
| Charlie Baumann/1987 | 13 |

INTERCEPTIONS

| | |
|------------------------------|----------|
| 1. Aaron Beasley/1994 | 10 |
| 2. Rasul Douglas/2016 | 7 |
| Preston Waters/1989 | 7 |
| Tim Agee/1983 | 7 |
| Tom Geishouser/1972 | 7 |
| Mike Slater/1969 | 7 |
| Bob Snider/1952 | 7 |

WEST VIRGINIA CAREER RANKINGS

TOTAL OFFENSE

| | PLAYS/YARDS |
|---------------------------------|--------------------|
| 1. Geno Smith/2009-11 | 1,710/12,004 |
| 2. Pat White/2005-08 | 1,467/10,529 |
| 3. Marc Bulger/1996-98 | 1,100/7,827 |
| 4. Skyler Howard/2014-16 | 1,123/7,695 |
| 5. Rasheed Marshall/2001-04 | 1,286/7,598 |
| 6. Major Harris/1987-89 | 1,018/7,334 |
| 7. Oliver Luck/1978-81 | 1,278/6,282 |

RUSHING YARDS

| | CARRIES/YARDS |
|-------------------------------------|------------------|
| 1. Avon Cobourne/1999-2002 | 1,050/5,164 |
| 2. Pat White/2005-08 | 684/4,480 |
| 3. Noel Devine/2007-10 | 728/4,315 |
| 4. Amos Zereoue/1996-98 | 786/4,086 |
| 5. Steve Slaton/2005-06 | 664/3,923 |
| 6. Arthur Owens/1972-75 | 416/2,648 |
| 7. Robert Walker/1992-95 | 529/2,620 |
| 8. Quincy Wilson/1999-2003 | 474/2,608 |
| 9. Wendell Smallwood/2013-15 | 425/2,462 |
| 10. Robert Alexander/1977-80 | 491/2,456 |
| 11. Undra Johnson/1985-88 | 442/2,211 |
| 12. Robert Gresham/1968-70 | 417/2,181 |
| 13. Garrett Ford Sr./1965-67 | 453/2,166 |
| 14. Major Harris/1987-89 | 434/2,161 |
| 15. Adrian Murrell/1990-92 | 430/2,097 |
| 16. Rasheed Marshall/2001-04 | 491/2,040 |
| 17. Rushel Shell III/2014-16 | 441/2,001 |
| 18. Dwayne Woods/1973-76 | 406/1,970 |
| 19. Anthony "A.B." Brown/1987-88 | 377/1,937 |

QUARTERBACK RUSHING YARDS

| | CARRIES/YARDS |
|---------------------------------|----------------|
| 1. Pat White/2005-08 | 684/4,480 |
| 2. Major Harris/1987-89 | 432/2,161 |
| 3. Rasheed Marshall/2001-02 | 491/2,040 |
| 4. Jarrett Brown/2006-09 | 234/1,138 |
| 5. Skyler Howard/2014-16 | 279/968 |
| 6. Fred Wyant/1952-55 | 303/793 |

RUSHING ATTEMPTS

| | CARRIES |
|-------------------------------------|------------|
| 1. Avon Cobourne/1999-2002 | 1,050 |
| 2. Amos Zereoue/1996-98 | 786 |
| 3. Noel Devine/2007-10 | 728 |
| 4. Pat White/2005-08 | 684 |
| 5. Steve Slaton/2005-06 | 664 |
| 6. Robert Walker/1992-95 | 529 |
| 7. Robert Alexander/1977-80 | 491 |
| 8. Rasheed Marshall/2001-04 | 491 |
| 9. Quincy Wilson/1999-2003 | 474 |
| 10. Garrett Ford Sr./1965-67 | 453 |
| 11. Undra Johnson/1985-88 | 442 |
| 12. Rushel Shell III/2014-16 | 441 |

RUSHING TOUCHDOWNS

| | TOUCHDOWNS |
|-----------------------------|------------|
| 1. Steve Slaton/2005-07 | 50 |
| 2. Pat White/2005-08 | 47 |
| 3. Avon Cobourne/1999-2002 | 42 |
| Ira Errett Rodgers/1915-19 | 42 |
| 5. Amos Zereoue/1996-98 | 40 |
| 6. Noel Devine/2007-10 | 29 |
| 7. Rasheed Marshall/2001-04 | 24 |
| 8. Kerry Marbury/1971-72 | 22 |
| 9. Undra Johnson/1985-88 | 21 |



| | |
|---|-----------|
| 10. Rushel Shell III/2014-16 | 20 |
| Quincy Wilson/1999-2003 | 20 |
| Fred Wyant/1952-55 | 20 |

RECEPTIONS **YARDS/CATCHES**

| | |
|--|------------------|
| 1. Tavon Austin/2009-12 | 3,413/288 |
| 2. Stedman Bailey/2010-12 | 3,218/210 |
| 3. Jock Sanders/2007-10 | 1,980/206 |
| 4. David Saunders/1995-98 | 2,608/191 |
| 5. Shawn Foreman/1995-98 | 2,347/169 |
| 6. Daikiel Shorts Jr./2013-16 | 2,146/167 |
| 7. Khorl Ivy 1997-2000 | 2,402/160 |
| 8. Antonio Brown/1998-2001 | 1,905/155 |

RUNNING BACK RECEPTIONS **CATCHES/YARDS**

| | |
|---|---------------|
| 1. Noel Devine/2007-10 | 98/710 |
| 2. Tom Gray/1982-84 | 73/622 |
| 3. Mickey Walczak/1978-82 | 69/469 |
| 4. Wendell Smallwood/2013-15 | 68/618 |
| 5. Steve Slaton/2005-07 | 65/805 |
| 6. Robert Alexander/1977-80 | 61/551 |
| 7. Avon Cobourne/1999-2002 | 59/459 |
| 8. Amos Zereoue/1996-98 | 55/374 |
| 9. Jim Braxton/1968-70 | 54/906 |
| 10. Rushel Shell III/2014-16 | 48/335 |
| Andrew Buie/2011-12, 14 | 48/477 |

RECEIVING YARDS **CATCHES/YARDS**

| | |
|--|------------------|
| 1. Tavon Austin/2009-12 | 288/3,413 |
| 2. Stedman Bailey/2010-12 | 210/3,218 |
| 3. David Saunders/1995-98 | 191/2,608 |
| 4. Khorl Ivy 1997-2000 | 160/2,402 |
| 5. Shawn Foreman/1995-98 | 169/2,347 |
| 6. Daikiel Shorts Jr./2013-16 | 167/2,146 |
| 7. Rahsaan Vanterpool/1993-96 | 126/2,022 |
| 8. Kevin White/2013-14 | 144/1,954 |
| 9. Jock Sanders/2007-10 | 206/1,980 |
| 10. Rich Hollins/1980-83 | 104/1,968 |
| 11. Cedric Thomas/1976-80 | 110/1,930 |
| 12. Antonio Brown/1998-2001 | 155/1,905 |
| 13. Chris Henry/2003-04 | 93/1,878 |
| 14. Darrell Miller/1978-82 | 111/1,799 |
| 15. Danny Buggs/1972-74 | 86/1,796 |
| 16. Steve Lewis/1974-78 | 111/1,718 |
| 17. Shelton Gibson/2013-16 | 76/1,648 |
| 18. Darius Reynaud/2005-07 | 133/1,550 |

RUNNING BACK RECEIVING YARDS **YARDS/CATCHES**

| | |
|---|---------------|
| 1. Jim Braxton/1968-70 | 906/54 |
| 2. Steve Slaton/2005-07 | 805/65 |
| 3. Noel Devine/2007-10 | 710/98 |
| 4. Tom Gray/1982-84 | 622/73 |
| 5. Wendell Smallwood/2013-15 | 618/68 |
| 6. Robert Alexander/1977-80 | 551/61 |
| 7. Mickey Walczak/1978-82 | 469/69 |
| 8. Avon Cobourne/1999-2002 | 459/59 |
| 9. Andrew Buie/2011-12 | 477/48 |
| 10. Wendell Smallwood/2013-14 | 458/42 |
| 11. Charles Sims/2013 | 401/45 |
| 12. Amos Zereoue/1996-98 | 374/55 |
| 13. Adrian Murrell/1991-92 | 344/32 |
| 14. Rodney Woodard/1991-93 | 340/45 |
| 15. Robert Gresham/1968-70 | 340/30 |
| 16. Rushel Shell III/2014-16 | 335/48 |

TOUCHDOWN RECEPTIONS **TOUCHDOWNS**

| | |
|---------------------------------|----|
| 1. Stedman Bailey/2010-12 | 41 |
| 2. Tavon Austin/2009-12 | 29 |
| 3. Cedric Thomas/1976-80 | 23 |
| 4. Chris Henry/2003-04 | 22 |
| 5. Darius Reynaud/2005-07 | 19 |
| Khorl Ivy/1997-2000 | 19 |

| | |
|---|-----------|
| 7. David Saunders/1995-98 | 18 |
| Reggie Rembert/1988-89 | 18 |
| 9. Shawn Foreman/1995-98 | 16 |
| Rich Hollins/1981-83 | 16 |
| 11. Shelton Gibson/2014-16 | 15 |
| Kevin White/2013-14 | 15 |
| Danny Buggs/1972-74 | 15 |
| 14. Jock Sanders/2007-10 | 14 |
| 15. Daikiel Shorts Jr./2013-16 | 13 |
| Mario Alford/2013-14 | 13 |
| Brandon Myles/2004-06 | 13 |
| 18. Rahsaan Vanterpool/1993-96 | 12 |

YARDS PER RECEPTION (MIN. 50) **AVERAGE**

| | |
|--|-------------|
| 1. Shelton Gibson/2014-16 | 22.0 |
| 2. Danny Buggs/1972-74 | 20.9 |
| 3. James Jett/1989-92 | 20.7 |
| 4. Chris Henry/2003-04 | 20.2 |

PASSING YARDS **COMP./ATT./YARDS**

| | |
|---------------------------------------|----------------------|
| 1. Geno Smith/2009-12 | 988/1,465/11,662 |
| 2. Marc Bulger/1996-99 | 630/1,023/8,153 |
| 3. Skyler Howard/2014-16 | 485/844/6,727 |
| 4. Pat White/2005-08 | 507/783/6,049 |

PASSING ATTEMPTS **ATTEMPTS**

| | |
|---------------------------------------|------------|
| 1. Geno Smith/2009-11 | 1,465 |
| 2. Marc Bulger/1996-99 | 1,023 |
| 3. Oliver Luck/1978-81 | 911 |
| 4. Skyler Howard/2014-16 | 844 |
| 5. Chad Johnston/1993-96 | 839 |
| 6. Rasheed Marshall/2001-04 | 795 |
| 7. Pat White/2005-08 | 783 |

PASSING COMPLETIONS **COMPLETIONS**

| | |
|---------------------------------------|------------|
| 1. Geno Smith/2009-12 | 988 |
| 2. Marc Bulger/1996-99 | 630 |
| 3. Pat White/2005-08 | 507 |
| 4. Skyler Howard/2014-16 | 485 |
| 5. Oliver Luck/1978-81 | 466 |
| 6. Rasheed Marshall/2001-04 | 433 |

TOUCHDOWN PASSES **TOUCHDOWNS**

| | |
|---------------------------------------|-----------|
| 1. Geno Smith/2009-12 | 98 |
| 2. Marc Bulger/1996-99 | 59 |
| 3. Pat White/2005-08 | 56 |
| 4. Skyler Howard/2014-16 | 53 |
| 5. Rasheed Marshall/2001-04 | 45 |

PASSING EFFICIENCY (MIN. 100 ATT.)

| | |
|---------------------------------------|---------------|
| 1. Geno Smith/2009-12 | 153.52 |
| 2. Jake Kelchner/1992-93 | 148.42 |
| 3. Pat White/2005-08 | 147.37 |
| 4. Major Harris/1987-89 | 143.31 |
| 5. Marc Bulger/1996-99 | 140.93 |
| 6. Skyler Howard/2014-16 | 139.45 |

COMPLETION PERCENTAGE (MIN. 100 ATT.)

| | |
|---------------------------------------|-------------|
| 1. Geno Smith/2009-12 | .674 |
| 2. Pat White/2005-08 | .648 |
| 3. Jarrett Brown/2006-09 | .637 |
| 4. Clint Trickett/2013-14 | .620 |
| 5. Marc Bulger/1996-99 | .616 |
| 6. Jake Kelchner/1992-93 | .601 |
| 7. Skyler Howard/2014-16 | .575 |
| 8. Mike Sherwood/1968-70 | .574 |

INTERCEPTION AVOIDANCE (MIN. 100 ATT.)

| | |
|---------------------------------------|--------------|
| 1. Geno Smith/2009-12 | .0143 |
| 2. Clint Trickett/2013-14 | .0261 |
| 3. Skyler Howard/2014-16 | .0284 |

KICKOFF RETURN YARDAGE **YARDS/RETURNS**

| | |
|--|-----------------|
| 1. Tavon Austin/2009-12 | 2,407/97 |
| 2. Shawn Terry/1999-2001 | 1,747/63 |
| 3. Adam Jones/2002-04 | 1,475/59 |
| 4. Willie Drewrey/1981-84 | 1,329/54 |
| 5. Nate Terry/1997-99 | 1,285/51 |
| 6. Shelton Gibson/2014-16 | 1,164/48 |
| 7. Rahsaan Vanterpool/1993-96 | 1,163/51 |
| 8. Darius Reynaud/2005-07 | 1,126/42 |
| 9. Arthur Owens/1972-75 | 1,122/48 |
| 10. James Jett/1989-92 | 1,086/50 |
| 11. Mark Rodgers/2008-09 | 1,083/49 |
| 12. Fulton Walker/1977-80 | 1,066/51 |
| 13. Mario Alford/2013-14 | 972/37 |

KICKOFF RETURN AVERAGE (MIN. 25 ATT.)

| | |
|--|-------------|
| 1. Shawn Terry/1999-2001 | 27.7 |
| 2. Darius Reynaud/2005-07 | 26.8 |
| 3. Mario Alford/2013-14 | 26.3 |
| 4. Robert Gresham/1968-70 | 25.6 |
| 5. Nate Terry/1997-99 | 25.2 |
| 7. Kerry Marbury/1971-72 | 25.1 |
| 7. Adam Jones/2002-04 | 25.0 |
| 8. Shelton Gibson/2014-16 | 24.2 |

TOUCHDOWNS RESPONSIBLE FOR **TOUCHDOWNS**

| | |
|---------------------------------------|-----------|
| 1. Pat White/2005-08 | 103 |
| 2. Geno Smith/2009-12 | 102 |
| 3. Rasheed Marshall/2001-04 | 69 |
| 4. Skyler Howard/2014-16 | 67 |
| 5. Ira Errett Rodgers/1915-19 | 66 |
| 6. Marc Bulger/1996-99 | 61 |

TACKLES FOR LOSS **TFLS**

| | |
|--|-----------|
| 1. Julian Miller/2007-11 | 49 |
| 2. Grant Wiley/2000-03 | 46 |
| 3. James "Dirty" Davis/1998-2002 | 40 |
| 4. Kyle Kayden/1997-2000 | 39 |
| 5. David Upchurch/1998-00 | 34 |
| 6. Mike Lorello/2002-05 | 32 |
| Will Clarke/2010-13 | 32 |
| 8. Delbert Fowler/1977-80 | 30 |
| Adam Lehnort/2001-04 | 30 |
| Bruce Irvin/2010-11 | 30 |
| 11. Noble Nwachukwu/2013-16 | 28 |
| Henry Slay/1994-97 | 28 |
| Johnny Dingle/2005-07 | 28 |
| J.T. Thomas/2006-10 | 28 |
| Nick Kwiatkoski/2012-15 | 28 |
| Eric Wicks/2004-07 | 28 |
| 17. Darryl Talley/1979-82 | 27 |
| Najee Goode/2008-11 | 27 |

QUARTERBACK SACKS **SACKS**

| | |
|--|-------------|
| 1. Canute Curtis/1993-96 | 35 |
| 2. Gary Stills/1996-98 | 26 |
| 3. Bruce Irvin/2010-11 | 23 |
| 4. Renaldo Turnbull/1986-89 | 19 |
| 5. Darryl Talley/1979-82 | 18 |
| 6. Delbert Fowler/1977-80 | 17 |
| Julian Miller/2007-11 | 17 |
| 8. Henry Slay/1994-97 | 16 |
| Ken Landolt/1995-98 | 16 |
| 10. John Thornton/1995-98 | 15 |
| Chris Parker/1985-88 | 15 |
| 12. Noble Nwachukwu/2013-16 | 14.5 |
| 13. Mike Fox/1986-89 | 14 |
| Barry Hawkins/1991-94 | 14 |
| James "Dirty" Davis/1998-02 | 14 |
| Steve Hathaway/1998-02 | 14 |
| Brad Hunt/1984-87 | 14 |



WEST VIRGINIA TOP OFFENSIVE PERFORMANCES

MOUNTAINEER TOP RUSHING MARKS

| | | | |
|-----|-----|------------------------|--------------------|
| 1. | 569 | Washington & Lee | November 10, 1923 |
| 2. | 536 | East Carolina | September 28, 2002 |
| 3. | 517 | Connecticut | November 24, 2007 |
| 4. | 478 | East Carolina | September 4, 2004 |
| 5. | 457 | Syracuse | October 14, 2006 |
| 6. | 458 | Oklahoma | November 17, 2012 |
| 7. | 451 | Pitt | November 24, 2005 |
| 8. | 446 | Syracuse | October 30, 1993 |
| | 446 | Rutgers | November 3, 2001 |
| 10. | 437 | Pitt | November 16, 2006 |
| 11. | 427 | Cincinnati | October 17, 1987 |
| 12. | 426 | Kansas | November 21, 2015 |
| 13. | 397 | East Carolina | September 22, 2007 |
| 14. | 394 | Eastern Washington | September 9, 2006 |
| 15. | 382 | Georgia | January 2, 2006 |
| 16. | 379 | Washington & Lee | November 10, 1923 |
| | 379 | East Carolina | November 7, 1992 |
| 18. | 378 | Pitt | September 29, 1990 |
| 19. | 376 | West Virginia Wesleyan | October 1, 1938 |
| | 376 | Louisville | November 22, 2008 |

MOUNTAINEER TOP PASSING MARKS

| | | | |
|-----|-----|---------------|--------------------|
| 1. | 656 | Baylor | September 29, 2012 |
| 2. | 532 | Arizona State | January 2, 2016 |
| 3. | 511 | Maryland | September 13, 2014 |
| 4. | 469 | UConn | October 8, 2011 |
| 5. | 463 | LSU | September 24, 2011 |
| 6. | 452 | Missouri | December 26, 1998 |
| 7. | 448 | James Madison | September 15, 2012 |
| 8. | 431 | Norfolk State | September 10, 2011 |
| 9. | 416 | Pitt | September 28, 1968 |
| 10. | 410 | Louisville | November 5, 2011 |

| | | | |
|-----|-----|------------------|--------------------|
| 12. | 409 | Pitt | November 27, 1998 |
| 13. | 407 | Kansas | December 1, 2012 |
| | 407 | Clemson | January 4, 2012 |
| 15. | 401 | Oklahoma State | November 10, 2012 |
| 16. | 396 | Pitt | October 15, 1994 |
| 17. | 390 | Purdue | September 2, 1995 |
| 18. | 389 | Youngstown State | September 10, 2016 |
| 19. | 388 | Maryland | September 17, 2011 |
| 20. | 380 | Miami | October 24, 1998 |
| 21. | 376 | Oklahoma | September 20, 2014 |
| 22. | 372 | Cincinnati | November 12, 2011 |
| 23. | 371 | Rutgers | November 9, 1996 |
| 24. | 365 | Boston College | October 5, 1996 |
| | 365 | Alabama | August 31, 2014 |

MOUNTAINEER TOP TOTAL OFFENSE

| | | | |
|-----|-----|------------------|--------------------|
| 1. | 807 | Baylor | September 29, 2012 |
| 2. | 778 | Oklahoma | November 17, 2012 |
| 3. | 694 | Maryland | September 13, 2014 |
| 4. | 676 | Arizona State | January 2, 2016 |
| 5. | 674 | Washington & Lee | November 10, 1923 |
| 6. | 655 | Marshall | September 1, 2012 |
| 7. | 654 | Syracuse | October 30, 1993 |
| 8. | 650 | Texas Tech | October 15, 2016 |
| 9. | 647 | Kansas | December 1, 2012 |
| 10. | 643 | Bowling Green | October 1, 2011 |
| 11. | 641 | Pitt | October 2, 2011 |
| | 641 | Pitt | November 16, 2006 |
| 13. | 630 | Kansas | November 21, 2015 |
| 14. | 627 | Rutgers | November 3, 2001 |
| 15. | 624 | Youngstown State | September 10, 2016 |
| | 624 | Connecticut | November 24, 2007 |
| 17. | 623 | Pitt | November 27, 1999 |
| 18. | 621 | East Carolina | September 4, 2004 |

CHARTING WVU PLAYERS OF THE WEEK

| Game | O-Champ | D-Champ | ST-Champ | O-Scout | D-Scout | Big 12 |
|-------------------|--------------|--------------|--------------|-------------|-------------|-------------|
| Missouri | D. Shorts | J. Arndt | M. Molina | A. Marengo | C. Behrndt | |
| Youngstown State | S. Howard | K. Sharif | B. Kinney | W. Grier | A. Marengo | |
| vs. BYU | S. Gibson | M. Fleming | N. Meadows | B. Willis | O. Kamara | |
| Kansas State | J. Crawford | K. White | N. Kyeremeh | C. Parry | T. Lilly | |
| at Texas Tech | R. Shell III | S. Walters | M. Ferns | C. Watts | J. Pooler | S. Howard |
| TCU | T. Orlosky | N. Nwachukwu | S. Commodore | B. Watson | S. Mahone | |
| at Oklahoma State | None | None | None | None | None | |
| Kansas | E. Wellman | N. Nwachukwu | M. Gross | M. Pettaway | S. Campbell | J. Crawford |
| at Texas | K. McKoy | R. Douglas | B. Kinney | E. Drummond | Ja. Adams | |
| Oklahoma | None | None | None | None | None | |
| at Iowa State | | | | | | |
| Baylor | | | | | | |

WEST VIRGINIA BESTS

| | | |
|--------------------------|--------------------------|------|
| Rushing Yards | 569 vs. Washington & Lee | 1923 |
| Passing Yards | 656 vs. Baylor | 2012 |
| Total Yards | 807 vs. Baylor | 2012 |
| Total First Downs | 37 vs. Maryland | 2015 |
| Low Rushing Yards All. | 30 vs. Florida | 1981 |
| Low Passing Yards All. | 0 vs. Pitt | 1981 |
| Low Total Yards Allowed | 14 vs. Maryland | 1919 |
| Fewest First Downs All. | 0 vs. Maryland | 1919 |
| Longest TD run | 96 vs. N. Illinois | 1986 |
| Longest Non-TD Run | 79 vs. Louisville | 2008 |
| Longest TD Reception | 96 vs. Penn State | 1973 |
| Longest Non-TD Reception | 84 vs. Miami | 2003 |
| Points (Game) | 92 vs. Marshall | 1916 |
| Victory Margin | 89 vs. Geneva | 1951 |

WEST VIRGINIA BESTS - 2010 DECADE

| | |
|-------------------------------|---------------------------------|
| Rushing Yards | 458 vs. Oklahoma '12 |
| Passing Yards | 659 vs. Baylor '12 |
| Total Yards | 807 vs. Baylor '12 |
| Total First Downs | 37 vs. Maryland '15 |
| First Downs Rushing | 19 vs. Cincinnati '10 |
| First Downs Passing | 23 vs. LSU '11 |
| Low Rushing Yards All. | 10 vs. Maryland '10 |
| Low Passing Yards All. | 29 vs. Ga. Southern '14 |
| Low Total Yards Allowed | 122 vs. Towson '14 |
| Fewest First Downs All. | 7 vs. Towson '14 |
| Fewest 1st Downs Rushing All. | 0 vs. Kansas St. '14 |
| Fewest 1st Downs Passing All. | 2 vs. KU '13, GSU '15 |
| Longest TD run | 80 vs. Rutgers '11 |
| Longest Non-TD Run | 70 vs. Marshall '12 |
| Longest TD Reception | 87 vs. Baylor '12 |
| Longest Non-TD Reception | 75 vs. Okla. St. '12 |
| Points (Game) | 70 vs. Clemson '11, Baylor '12 |
| Points (Half) | 49 vs. Clemson '11 (First Half) |
| Points (Qtr) | 35 vs. Clemson '11 (Second) |
| Victory Margin | 54 vs. Towson '14 |

WEST VIRGINIA BESTS - HOLSORSER ERA

| | |
|-------------------------------|---------------------------------|
| Rushing Yards | 458 vs. Oklahoma '12 |
| Passing Yards | 656 vs. Baylor '12 |
| Total Yards | 807 vs. Baylor '12 |
| Total First Downs | 37 vs. Maryland '15 |
| First Downs Rushing | 18 vs. Kansas '15 |
| First Downs Passing | 23 vs. LSU '11 |
| Low Rushing Allowed | 1 vs. Kansas State '14 |
| Low Passing Yards Allowed | 29 vs. Ga. Southern '15 |
| Low Total Yards Allowed | 122 vs. Towson '14 |
| Fewest 1st Downs Allowed | 7 vs. Towson '14 |
| Fewest 1st Downs Rushing All. | 0 vs. Kansas St. '14 |
| Fewest 1st Downs Passing All. | 2 vs. KU '13, GSU '15 |
| Longest TD run | 80 vs. Rutgers '11 |
| Longest Non-TD Run | 70 vs. Marshall '12 |
| Longest TD Reception | 87 vs. Baylor '12 |
| Longest Non-TD Reception | 75 vs. Okla. St. '12 |
| Points (Game) | 70 vs. Clemson '11, Baylor '12 |
| Points (Half) | 49 (First Half) vs. Clemson '11 |
| Points (Qtr) | 35 (Second) vs. Clemson '11 |
| Victory Margin | 54 vs. Towson '14 |

2016 BIG 12 STANDINGS

| | Big 12 | Pct. | Overall | Pct. |
|----------------|--------|-------|---------|------|
| Oklahoma | 8-0 | 1.000 | 9-2 | .818 |
| Oklahoma State | 7-1 | .875 | 9-2 | .818 |
| West Virginia | 5-2 | .714 | 8-2 | .800 |
| Kansas State | 4-3 | .571 | 6-4 | .600 |
| Baylor | 3-4 | .429 | 6-4 | .600 |
| TCU | 3-4 | .429 | 5-5 | .500 |
| Texas | 3-5 | .375 | 5-6 | .455 |
| Texas Tech | 2-6 | .250 | 4-7 | .364 |
| Iowa State | 2-6 | .250 | 3-8 | .273 |
| Kansas | 1-7 | .125 | 2-9 | .182 |



SPECIAL TEAMS/DEFENSIVE TOUCHDOWNS SINCE 2000

- 2016**
Rasul Douglas 54 interception return vs. BYU
- 2015**
Terrell Chestnut 32 interception return at Kansas
Jared Barber 42 fumble return vs. Texas
Shelton Gibson 100 kickoff return at Baylor
- 2014**
KJ Dillon 35 interception return vs. Texas A&M
Terrell Chestnut 35 fumble recovery vs. TCU
Dravon Henry 52 interception return at Oklahoma State
Mario Alford 94 kickoff return vs. Kansas
Mario Alford 100 kickoff return vs. Alabama
- 2013**
Karl Joseph 38 fumble return vs. Iowa State
Karl Joseph 0 fumble return at Baylor
Darwin Cook 32 interception return at Baylor
Ishmael Banks 58 interception return vs. Oklahoma State
- 2012**
Tavon Austin 76 punt return vs. TCU
Tavon Austin 100 kickoff return vs. Kansas State
Doug Rigg 51 fumble return vs. Maryland
Isaiah Bruce 43 fumble return vs. Marshall
- 2011**
Darwin Cook 99 fumble return vs. Clemson
Pat Miller 52 interception return at USF
Tavon Austin 90 kickoff return at USF
Julian Miller 0 fumble recovery at Cincinnati
Terence Garvin 37 interception return at Maryland
Tavon Austin 100 kickoff return vs. Marshall
- 2009**
Sidney Glover 24 interception return at Rutgers
Tavon Austin 98 kickoff return vs. UConn
- 2008**
Morty Ivy 29 interception return vs. Villanova
- 2007**
Reed Williams 0 fumble recovery vs. UConn
Eric Wicks 44 fumble return vs. Louisville
Keilen Dykes 19 interception return vs. Syracuse
- 2006**
Vaughn Rivers 50 punt return vs. Mississippi State
Darius Reynaud 96 kickoff return vs. Maryland
- 2005**
Jamilie Addae 40 interception return vs. Pitt
Thandi Smith 1 punt return vs. Rutgers
Antonio Lewis 77 punt return vs. East Carolina
Eric Wicks 31 interception return vs. Syracuse
- 2004**
Mike Lorello 21 interception return vs. Connecticut
Eric Wicks 34 interception return vs. Virginia Tech
Adam Lehnortt 21 fumble return vs. James Madison
Adam Jones 76 punt return vs. East Carolina
- 2003**
Lance Frazier 64 punt return vs. Temple
Adam Jones 47 fumble return vs. Temple
Adam Jones 49 interception return vs. Boston College
Adam Jones 87 kickoff return vs. BC
Joe Hunter 0 punt return vs. UCF
- 2002**
Arthur Harrison 0 fumble recovery vs. East Carolina
Angel Estrada 43 interception return vs. Rutgers
- 2001**
Shawn Terry 100 kickoff return vs. Maryland
Shawn Hackett 10 fumble return vs. Rutgers
Shawn Hackett 50 interception return vs. Rutgers
- 2000**
Grant Wiley 22 interception return vs. Boston College
Shawn Hackett 41 interception return vs. Boston College
Grant Wiley 15 interception return vs. Idaho
Ben Meighan 36 fumble return vs. VT
Shawn Terry 100 kickoff return vs. Syracuse
Bryant 49 interception return vs. Rutgers
Jason Davis 0 fumble return vs. East Carolina
Shawn Terry 89 kickoff return vs. Pitt
Lance Frazier 32 interception return vs. Pitt
Shawn Terry 99 kickoff return vs. Ole Miss

ALREADY GRADUATED

- ✓ Ten Mountaineers on the 2016 team already have earned their bachelor's degree; Christian Brown (DL), DJ Carozza (DL), Maurice Fleming (CB), Jarrod Harper (S), Skyler Howard (QB), Tony Matteo (OL), Tyler Orlosky (OL), Khairi Sharif (S), Sylvester Townes (OL) and Sean Walters (LB)

MOST GRADUATES ON ROSTER

| | |
|------------------------|----|
| 1. Virginia | 15 |
| 2. Pitt | 13 |
| 3. Georgia Southern | 11 |
| Illinois | 11 |
| Northwestern | 11 |
| Temple | 11 |
| 8. West Virginia | 10 |
| Iowa State | 10 |
| Middle Tennessee State | 10 |
| 10. Alabama | 9 |
| Kansas | 9 |
| Michigan State | 9 |

SCORING 20 OR MORE IN A QUARTER

- ✓ West Virginia scored 21 points in the second quarter against Kansas, marking the second time in 2016 in which WVU scored at least 20 points in a quarter.
- ✓ WVU has scored 20 or more points in a quarter 52 times since 2001 and has done it in two quarters of a game eight different times.

| Game | Year | Points | Quarter |
|------------------|------|--------|---------|
| Kansas | 2016 | 21 | 2nd |
| Texas Tech | 2016 | 21 | 4th |
| Kansas | 2015 | 28 | 1st |
| Maryland | 2015 | 21 | 1st |
| Texas A&M | 2014 | 20 | 1st |
| Iowa State | 2014 | 20 | 2nd |
| Towson | 2014 | 21 | 2nd |
| Baylor | 2013 | 21 | 4th |
| Georgia State | 2013 | 21 | 4th |
| Kansas | 2012 | 21 | 2nd |
| TCU | 2012 | 21 | 2nd |
| Baylor | 2012 | 21 | 3rd |
| Baylor | 2012 | 21 | 2nd |
| James Madison | 2012 | 21 | 1st |
| Marshall | 2012 | 21 | 3rd |
| Marshall | 2012 | 21 | 2nd |
| vs. Clemson | 2011 | 35 | 2nd |
| Connecticut | 2011 | 23 | 3rd |
| Bowling Green | 2011 | 21 | 2nd |
| Norfolk State | 2011 | 28 | 3rd |
| UNLV | 2010 | 21 | 1st |
| Auburn | 2009 | 21 | 1st |
| North Carolina | 2008 | 21 | 1st |
| Louisville | 2008 | 21 | 3rd |
| UConn | 2008 | 21 | 3rd |
| UConn | 2007 | 21 | 4th |
| UConn | 2007 | 21 | 3rd |
| Miss. State | 2007 | 28 | 1st |
| at Marshall | 2007 | 21 | 3rd |
| at Marshall | 2007 | 21 | 4th |
| W. Michigan | 2007 | 21 | 3rd |
| vs. Ga. Tech | 2006 | 21 | 3rd |
| Cincinnati | 2006 | 21 | 2nd |
| Cincinnati | 2006 | 21 | 3rd |
| Syracuse | 2006 | 21 | 3rd |
| at Miss. State | 2006 | 21 | 4th |
| Maryland | 2006 | 21 | 1st |
| vs. Georgia | 2005 | 21 | 1st |
| Pitt | 2005 | 21 | 4th |
| UConn | 2005 | 21 | 2nd |
| at Maryland | 2005 | 24 | 4th |
| James Madison | 2004 | 21 | 2nd |
| East Carolina | 2004 | 28 | 2nd |
| Temple | 2003 | 21 | 1st |
| at East Carolina | 2003 | 20 | 2nd |
| at East Carolina | 2003 | 21 | 3rd |
| at Temple | 2002 | 21 | 1st |
| UT-Chattanooga | 2002 | 21 | 2nd |
| UT-Chattanooga | 2002 | 21 | 4th |
| Rutgers | 2001 | 28 | 1st |
| Rutgers | 2001 | 31 | 2nd |
| Kent State | 2001 | 21 | 3rd |



MOUNTAINEER 250-YARD PASSING GAMES



SkylerHOWARD

| A/C/Yds | Name | Opponent | Date |
|------------------|----------------------|-------------------------|------------------|
| 45/51/656 | Geno Smith | Baylor | 9/29/2012 |
| 28/51/532 | Skyler Howard | Arizona State | 1/2/2016 |
| 37/49/511 | Clint Trickett | Maryland | 9/13/2014 |
| 38/65/463 | Geno Smith | LSU | 9/24/2011 |
| 27/45/450 | Geno Smith | Connecticut | 10/8/2011 |
| 34/50/429 | Marc Bulger | Missouri | 12/26/98 |
| 27/37/416 | Mike Sherwood | Pitt | 9/28/68 |
| 34/39/411 | Geno Smith | James Madison | 9/15/2012 |
| 31/44/410 | Geno Smith | Louisville | 11/5/2011 |
| 26/37/409 | Marc Bulger | Pitt | 11/27/98 |
| 23/24/407 | Geno Smith | Kansas | 12/1/2012 |
| 32/43/407 | Geno Smith | Clemson | 1/4/2012 |
| 16/39/396 | Chad Johnston | Pitt | 10/15/94 |
| 22/35/390 | Chad Johnston | Purdue | 9/2/95 |
| 20/33/389 | Skyler Howard | Youngstown State | 9/10/2016 |
| 36/49/388 | Geno Smith | Maryland | 9/17/2011 |
| 32/43/380 | Marc Bulger | Miami | 10/24/98 |
| 25/41/376 | Clint Trickett | Oklahoma | 9/20/2014 |
| 29/43/372 | Geno Smith | Cincinnati | 11/12/2011 |
| 20/34/371 | Geno Smith | Norfolk State | 9/10/2011 |
| 29/45/365 | Clint Trickett | Alabama | 8/30/2014 |
| 36/54/364 | Geno Smith | Oklahoma State | 11/10/2012 |
| 34/48/360 | Oliver Luck | Syracuse | 11/21/81 |
| 16/25/359 | Skyler Howard | Georgia Southern | 9/5/2015 |
| 25/41/359 | Ford Childress | Georgia State | 9/14/2013 |
| 21/37/356 | Clint Trickett | Iowa State | 11/30/2012 |
| 24/36/354 | Marc Bulger | Navy | 10/3/98 |
| 18/31/354 | Chad Johnston | Boston College | 10/5/96 |
| 23/28/352 | Geno Smith | Rutgers | 12/4/2010 |
| 25/40/353 | Marc Bulger | Georgia Tech | 12/29/97 |
| 35/40/348 | Clint Trickett | Towson | 9/6/2014 |
| 26/43/348 | Marc Bulger | Pitt | 11/28/97 |
| 20/45/346 | Skyler Howard | Texas A&M | 12/29/2014 |
| 32/48/346 | Marc Bulger | Miami | 10/30/99 |
| 21/37/341 | Bernie Galiffa | Penn State | 10/28/72 |

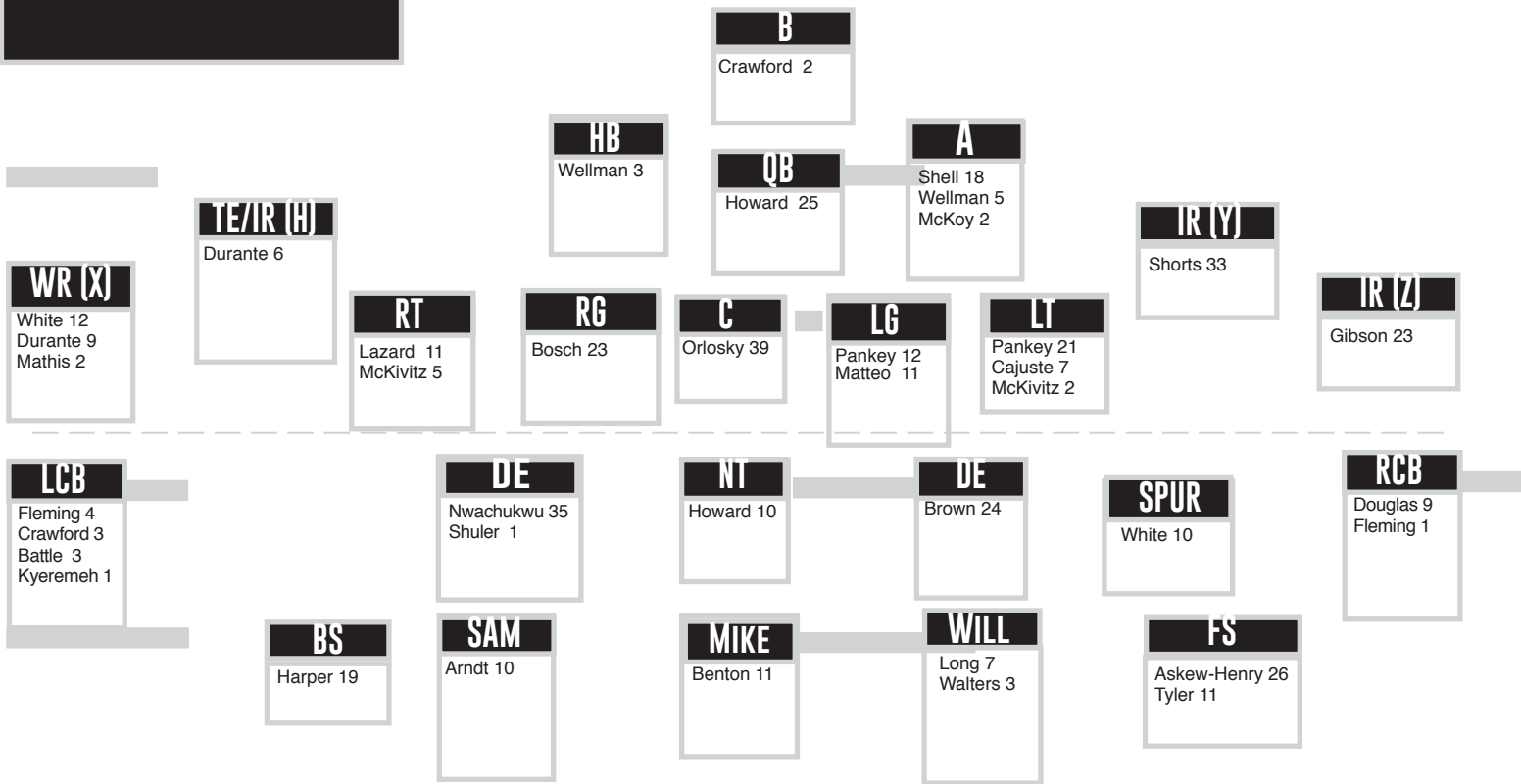
| A/C/Yds | Name | Opponent | Date |
|------------------|----------------------|---------------------|-------------------|
| 30/43/338 | Geno Smith | Maryland | 9/22/2012 |
| 24/41/338 | Geno Smith | Syracuse | 10/21/2011 |
| 24/31/334 | Jarrett Brown | East Carolina | 9/12/2009 |
| 16/21/334 | Chad Johnston | Rutgers | 11/4/95 |
| 31/40/332 | Skyler Howard | BYU | 9/24/2016 |
| 32/26/332 | Pat White | North Carolina | 12/27/2008 |
| 30/20/331 | Marc Bulger | Pitt | 11/27/99 |
| 32/36/323 | Geno Smith | Marshall | 9/1/2012 |
| 23/35/322 | Clint Trickett | Baylor | 10/18/2014 |
| 17/37/321 | Jeff Hostetler | Oklahoma | 9/11/82 |
| 20/35/320 | Geno Smith | Oklahoma | 11/17/2012 |
| 18/28/320 | Allen McCune | Pitt | 10/2/65 |
| 21/31/318 | Skyler Howard | Texas Tech | 10/15/2016 |
| 15/21/318 | Brad Lewis | Mississippi | 12/28/2000 |
| 32/45/316 | Geno Smith | Marshall | 9/10/2010 |
| 20/25/314 | Oliver Luck | Temple | 11/8/80 |
| 18/37/314 | Bernie Galiffa | Pitt | 11/4/72 |
| 20/28/312 | Marc Bulger | Boston College | 11/21/98 |
| 24/50/309 | Clint Trickett | Oklahoma State | 9/28/2013 |
| 21/34/309 | Dan Kendra | Villanova | 10/29/77 |
| 23/41/308 | Darren Studstill | Miami, Fla. | 10/31/92 |
| 20/33/306 | Mike Sherwood | East Carolina | 11/7/70 |
| 20/35/302 | Clint Trickett | Kansas | 10/4/2014 |
| 28/44/301 | Clint Trickett | Texas Tech | 10/11/2014 |
| 24/41/298 | Skyler Howard | Kansas State | 10/1/2016 |
| 13/19/298 | Bernie Galiffa | Virginia | 9/23/72 |
| 15/21/297 | Major Harris | Boston College | 10/22/88 |
| 15/18/296 | Allen McCune | William & Mary | 9/25/65 |
| 21/33/294 | Skyler Howard | Maryland | 9/26/2015 |
| 20/25/293 | Marc Bulger | Maryland | 9/19/98 |
| 28/45/293 | Dan Kendra | Syracuse | 11/25/75 |
| 17/25/291 | Chad Johnston | Missouri | 10/1/94 |
| 12/20/290 | Brad Lewis | East Carolina | 11/18/2000 |
| 27/34/286 | Brad Lewis | Kent State | 9/22/2001 |
| 21/40/285 | Skyler Howard | Iowa State | 11/29/2014 |
| 19/37/285 | Jeff Hostetler | Maryland | 9/18/82 |
| 19/42/281 | Skyler Howard | Kansas State | 12/5/2015 |
| 17/31/281 | Bernie Galiffa | Syracuse | 11/20/71 |
| 16/30/280 | Kevin White | TCU | 12/31/84 |
| 31/52/279 | Brad Lewis | Maryland | 9/29/2001 |
| 17/28/279 | Jeff Hostetler | Rutgers | 11/12/83 |
| 30/56/278 | Geno Smith | Texas Tech | 10/13/2012 |
| 17/28/274 | Darren Studstill | Temple | 11/13/93 |
| 18/29/273 | Jeff Hostetler | Penn State | 10/22/83 |
| 14/25/271 | Rasheed Marshall | Syracuse | 11/22/2003 |
| 15/19/270 | Jake Kelchner | Maryland | 9/13/93 |
| 21/35/269 | Skyler Howard | Texas | 11/12/2016 |
| 12/20/269 | Oliver Luck | Colorado State | 9/13/80 |
| 25/35/268 | Geno Smith | Texas | 10/6/2012 |
| 19/29/268 | Geno Smith | Maryland | 9/18/2010 |
| 25/41/267 | Clint Trickett | TCU | 11/2/2013 |
| 11/18/267 | Bernie Galiffa | Syracuse | 11/18/72 |
| 29/16/266 | Marc Bulger | Temple | 10/23/99 |
| 17/27/265 | Oliver Luck | Virginia Tech | 10/17/81 |
| 21/26/263 | Skyler Howard | Liberty | 9/12/2015 |
| 16/27/260 | Skyler Howard | Kansas | 11/5/2016 |
| 32/54/260 | Geno Smith | TCU | 11/3/2012 |
| 16/32/259 | Paul Millard | Texas | 11/9/2013 |
| 13/28/257 | Scott McBrien | Pitt | 11/24/2000 |
| 15/31/257 | Marc Bulger | Syracuse | 11/7/98 |
| 14/20/257 | Marc Bulger | Temple | 10/10/98 |
| 21/32/257 | Oliver Luck | East Carolina | 10/31/81 |
| 17/35/256 | Dan Kendra | Boston College | 10/16/76 |
| 27/43/254 | Clint Trickett | Texas Tech | 10/19/2013 |
| 19/30/254 | Richard Longfellow | Boston U. | 10/11/58 |
| 23/35/253 | Skyler Howard | Missouri | 9/3/2016 |
| 21/36/253 | Marc Bulger | Tulsa | 9/26/98 |
| 13/31/252 | Scott McBrien | Notre Dame | 10/21/2000 |
| 12/23/250 | Major Harris | Pitt | 9/30/89 |
| 19/37/250 | Jeff Hostetler | Penn State | 10/23/82 |

MOUNTAINEER 100-YARD RECEIVERS

| Name | Yards/Catches | Team/Year | Name | Yards/Catches | Team/Year |
|-----------------------|---------------|------------------------------|-----------------------|---------------|--------------------------|
| Stedman Bailey | 303/13 | Baylor/2012 | Zach Abraham | 122/3 | Temple/1994 |
| Stedman Bailey | 225/14 | Oklahoma State/2012 | Tavon Austin | 122/11 | Maryland/2011 |
| Kevin White | 215/13 | Maryland/2014 | Jovon Durante | 121/3 | Georgia Southern/2015 |
| Mario Alford | 215/8 | Iowa State/2013 | Stedman Bailey | 121/8 | Syracuse/2012 |
| Tavon Austin | 215/14 | Baylor/2012 | Tavon Austin | 121/6 | Rutgers/2010 |
| Chris Henry | 209/6 | Syracuse/2003 | Ross Herron | 121/7 | Western Reserve/1950 |
| Pat Greene | 205/12 | Pitt/1997 | Chris Henry | 119/4 | Rutgers/2004 |
| Stedman Bailey | 205/13 | Oklahoma/2012 | Shelton Gibson | 118/6 | Maryland/2015 |
| Rahsaan Vanterpool | 205/9 | Pitt/1994 | Stedman Bailey | 118/8 | Louisville/2011 |
| David Saunders | 191/8 | Boston College/1996 | Chris Henry | 118/8 | Boston College/2004 |
| Calvin Phillips | 190/5 | Cal-Fullerton/1988 | Bob Dunlevy | 118/4 | Syracuse/1965 |
| Oscar Patrick | 190/10 | Penn State/1968 | Travis Garvin | 117/3 | Virginia Tech/2003 |
| Shawn Foreman | 189/11 | Missouri/1998 | Phil Braxton | 117/3 | Pitt/2000 |
| Tavon Austin | 187/11 | LSU/2011 | Ka Raun White | 116/4 | Arizona State/2016 |
| Zach Abraham | 180/6 | Pitt/1994 | Antonio Brown | 116/8 | Kent State/2001 |
| Tavon Austin | 179/13 | Maryland/2012 | Stedman Bailey | 115/8 | LSU/2011 |
| Antonio Brown | 179/6 | East Carolina/2000 | Jock Sanders | 115/12 | Auburn/2009 |
| Stedman Bailey | 178/7 | Connecticut/2011 | Shawn Foreman | 115/5 | Pitt/1998 |
| David Saunders | 178/11 | Rutgers/1996 | Rahsaan Vanterpool | 115/10 | Ball State/1994 |
| Chris Henry | 176/4 | Rutgers/2003 | Steve Lewis | 115/5 | California/1978 |
| Kevin White | 173/10 | Oklahoma/2014 | Danny Buggs | 115/5 | Pitt/1972 |
| Stedman Bailey | 173/13 | James Madison/2012 | Tom Yeater | 115/3 | Oregon State/1962 |
| Mike Baker | 172/8 | Rutgers/1993 | J.D. Woods | 114/13 | Baylor/2012 |
| Shelton Gibson | 171/6 | Youngstown State/2016 | Calvin Phillips | 114/4 | Penn State/1988 |
| Shawn Foreman | 164/6 | Rutgers/1996 | Tavon Austin | 113/11 | James Madison/2012 |
| Stedman Bailey | 159/11 | Kansas/2012 | Stedman Bailey | 113/8 | Maryland/2011 |
| Antonio Brown | 156/6 | Ole Miss/2000 | Khori Ivy | 113/6 | Pitt/1998 |
| Shawn Foreman | 158/9 | Miami/1998 | David Saunders | 113/7 | Syracuse/1996 |
| Khori Ivy | 155/7 | Temple/2000 | John Talley | 113/4 | Syracuse/1987 |
| Shawn Foreman | 153/10 | Boston College/1997 | Oscar Patrick | 113/7 | Virginia Tech/1968 |
| Rahsaan Vanterpool | 152/9 | Boston College/1996 | Oscar Patrick | 113/5 | Penn State/1967 |
| Willie Drewrey | 152/6 | TCU/1984 | Stedman Bailey | 112/4 | Bowling Green/2011 |
| Gary Mullen | 152/7 | Virginia/1984 | Steve Lewis | 112/7 | Colorado State/1978 |
| Danny Buggs | 151/6 | Illinois/1973 | Rahsaan Vanterpool | 111/3 | Louisiana Tech/1994 |
| Lovett Purnell | 149/8 | Purdue/1995 | Ed Hill | 111/4 | Temple/1993 |
| David Saunders | 149/8 | Rutgers/1995 | Danny Buggs | 111/4 | Boston College/1973 |
| Shelton Gibson | 148/6 | Iowa State/2015 | Oscar Patrick | 111/7 | Villanova/1968 |
| Rich Hollins | 148/6 | Virginia Tech/1981 | Tavon Austin | 111/4 | Kansas/2012 |
| Rich Hollins | 148/8 | Maryland/1981 | Darius Reynaud | 110/5 | East Carolina/2006 |
| Reggie Rembert | 145/5 | Pitt/1989 | David Saunders | 110/6 | Syracuse/1998 |
| Shelton Gibson | 144/4 | BYU/2016 | Shawn Foreman | 110/12 | Georgia Tech/1997 |
| Kevin White | 143/9 | Alabama/2014 | Rahsaan Vanterpool | 110/8 | Purdue/1996 |
| Shelton Gibson | 143/4 | Arizona State/2016 | Scott MacDonald | 110/5 | N.C. State/1975 |
| Khori Ivy | 142/9 | Miami/1999 | Jordan Thompson | 109/6 | Texas Tech/2014 |
| Cedric Thomas | 142/7 | Temple/1980 | Devon Brown | 109/4 | Norfolk State/2011 |
| Darrell Miller | 141/8 | Virginia/1981 | Jay Kearney | 109/5 | Penn State/1992 |
| Danny Buggs | 140/6 | William & Mary/1972 | Rich Hollins | 109/4 | Maryland/1983 |
| Jerry Porter | 139/3 | Pitt/1999 | Oscar Patrick | 109/5 | Richmond/1968 |
| Bob Dunlevy | 139/5 | William & Mary/1965 | Oscar Patrick | 109/5 | Villanova/1967 |
| Milt Clegg | 139/8 | Syracuse/1964 | Phil Braxton | 108/2 | Pitt/2002 |
| Jim Braxton | 138/5 | East Carolina/1970 | Phil Braxton | 108/4 | Virginia/2002 |
| Terry Fairbanks | 138/4 | Boston U./1958 | Antonio Brown | 108/10 | Maryland/2001 |
| Mario Alford | 136/7 | Oklahoma State/2014 | Zach Abraham | 107/7 | South Carolina/1994 |
| Rahsaan Vanterpool | 135/6 | Temple/1995 | Tavon Austin | 106/7 | Maryland/2010 |
| James Jett | 135/5 | Cincinnati/1990 | Miquelle Henderson | 106/5 | Wisconsin/2002 |
| Darius Reynaud | 134/9 | Marshall/2007 | Jay Kearney | 106/4 | Rutgers/1993 |
| Lovett Purnell | 134/3 | Rutgers/1995 | Jay Kearney | 106/5 | Boston College/1993 |
| Reggie Rembert | 134/5 | Ball State/1989 | Harvey Smith | 106/4 | Syracuse/1985 |
| Kevin White | 132/16 | Texas/2014 | Charles Becca | 106/3 | Temple/1948 |
| Kevin White | 132/8 | Baylor/2014 | Miquelle Henderson | 105/8 | Cincinnati/2002 |
| Kevin White | 132/6 | Kansas/2014 | Anthony Becht | 105/5 | Boston College/1999 |
| Chris Henry | 132/5 | Boston College/2003 | David Saunders | 105/8 | East Carolina/1996 |
| Marshall Mills | 132/7 | Virginia/1972 | Randy Swinson | 105/7 | Penn State/1977 |
| Daikiel Shorts | 131/8 | Missouri/2016 | Stedman Bailey | 104/9 | Marshall/2012 |
| Mario Alford | 131/11 | Maryland/2014 | Stedman Bailey | 104/6 | Cincinnati/2011 |
| Ivan McCartney | 131/6 | Connecticut/2011 | Jay Kearney | 104/3 | Maryland/1993 |
| Shelton Gibson | 130/3 | Georgia Southern/2015 | Reggie Rembert | 104/5 | Syracuse/1989 |
| Kevin White | 130/7 | Baylor/2013 | Daikiel Shorts | 104/7 | Kansas/2016 |
| Stedman Bailey | 130/7 | Syracuse/2011 | Shelton Gibson | 104/3 | Kansas State/2016 |
| Steve Slaton | 130/6 | Pitt/2006 | John Talley | 104/7 | Syracuse/1986 |
| David Saunders | 130/9 | North Carolina/1996 | Shelton Gibson | 102/4 | Kansas/2016 |
| David Saunders | 130/6 | Purdue/1995 | Danny Buggs | 103/8 | Temple/1974 |
| Ed Hill | 130/9 | Miami/1992 | Tavon Austin | 102/10 | Texas/2012 |
| Cedric Thomas | 130/7 | Villanova/1977 | James Jett | 102/5 | Maryland/1990 |
| Kevin White | 129/7 | Texas A&M/2014 | Tavon Austin | 102/10 | Pitt/2011 |
| Greg Dykes | 128/5 | South Carolina/1989 | Mario Alford | 101/7 | Oklahoma/2014 |
| Jordan Thompson | 127/5 | Kansas State/2015 | Kevin White | 101/10 | Towson/2014 |
| Tavon Austin | 126/9 | Cincinnati/2011 | Ivan McCartney | 101/8 | Maryland/2011 |
| Shawn Foreman | 126/7 | East Carolina/1997 | David Saunders | 101/5 | Temple/1998 |
| Mike Baker | 126/8 | Maryland/1993 | James Jett | 101/3 | Louisiana Tech/1992 |
| Danny Buggs | 126/7 | Penn State/1972 | Tavon Austin | 101/11 | TCU/2012 |
| Bill Marker | 126/5 | Penn State/1953 | Rich Hollins | 101/3 | Oklahoma/1982 |
| Jay Kearney | 125/3 | Missouri/1993 | Steve Lewis | 101/5 | Boston College/1976 |
| Cedric Thomas | 125/3 | Colorado State/1980 | Richard Rader | 101/3 | Pitt/1965 |
| Nate Stephens | 125/5 | William & Mary/1971 | Daikiel Shorts | 100/3 | Texas Tech/2016 |
| Jerry Porter | 124/4 | Georgia Tech/1997 | Darrell Miller | 100/5 | Florida State/1982 |
| Kevin White | 123/13 | Texas Tech/2014 | Brad Starks | 100/4 | UNLV/2010 |
| Tavon Austin | 123/12 | Clemson/2012 | | | |
| Chris Henry | 123/5 | UCF/2003 | | | |



CAREER STARTS BY POSITION



2016 OFFENSE GAME-BY-GAME STARTERS

| Game | WR (X) | TE/IR (H) | IR (Y) | WR (Z) | LT | LG | C | RG | RT | HB | RB | QB |
|-------------------|--------|-----------|--------|--------|----------|--------|---------|-------|----------|----------|----------|--------|
| Missouri | Gibson | -- | Shorts | White | Cajuste | Matteo | Orlosky | Bosch | Lazard | Crawford | Shell | Howard |
| Youngstown State | Gibson | Durante | Shorts | White | McKivitz | Matteo | Orlosky | Bosch | Lazard | -- | Shell | Howard |
| BYU | Gibson | Durante | Shorts | White | Pankey | Matteo | Orlosky | Bosch | Lazard | -- | Shell | Howard |
| Kansas State | Gibson | Durante | Shorts | White | Pankey | Matteo | Orlosky | Bosch | Lazard | -- | Shell | Howard |
| at Texas Tech | Gibson | Durante | Shorts | White | Pankey | Matteo | Orlosky | Bosch | McKivitz | -- | Shell | Howard |
| TCU | Gibson | -- | Shorts | White | Pankey | Matteo | Orlosky | Bosch | McKivitz | Wellman | Shell | Howard |
| at Oklahoma State | Gibson | Durante | Shorts | White | Pankey | Matteo | Orlosky | Bosch | McKivitz | -- | Shell | Howard |
| Kansas | Gibson | -- | Shorts | White | Pankey | Matteo | Orlosky | Bosch | McKivitz | Wellman | Crawford | Howard |
| at Texas | Gibson | Durante | Shorts | White | Pankey | Matteo | Orlosky | Bosch | McKivitz | -- | McKoy | Howard |
| Oklahoma | Gibson | -- | Shorts | White | McKivitz | Pankey | Orlosky | Bosch | Lazard | Wellman | McKoy | Howard |
| at Iowa State | | | | | | | | | | | | |
| Baylor | | | | | | | | | | | | |

2016 DEFENSE GAME-BY-GAME STARTERS

| Game | DE | NG | DE | SAM | MIKE | WILL | BCB | SPUR | FS | BS | BCB |
|-------------------|-------|--------|-----------|-------|--------|---------|----------|-------|-------|--------|---------|
| Missouri | Brown | Howard | Nwachukwu | Arndt | Benton | Walters | Crawford | White | Tyler | Harper | Fleming |
| Youngstown State | Brown | Howard | Nwachukwu | Arndt | Benton | Walters | Crawford | White | Tyler | Harper | Douglas |
| BYU | Brown | Howard | Nwachukwu | Arndt | Benton | Walters | Crawford | White | Tyler | Harper | Douglas |
| Kansas State | Brown | Howard | Nwachukwu | Arndt | Benton | Long | Fleming | White | Tyler | Harper | Douglas |
| at Texas Tech | Brown | Howard | Nwachukwu | Arndt | Benton | Long | Battle | White | Tyler | Harper | Douglas |
| TCU | Brown | Howard | Nwachukwu | Arndt | Benton | Long | Battle | White | Tyler | Harper | Douglas |
| at Oklahoma State | Brown | Howard | Nwachukwu | Arndt | Benton | Long | Battle | White | Tyler | Harper | Douglas |
| Kansas | Brown | Howard | Nwachukwu | Arndt | Benton | Long | Fleming | White | Tyler | Harper | Douglas |
| at Texas | Brown | Howard | Shuler | Arndt | Benton | Long | Fleming | White | Tyler | Harper | Douglas |
| Oklahoma | Brown | Howard | Nwachukwu | Arndt | Benton | Long | Fleming | White | Tyler | Harper | Douglas |
| at Iowa State | | | | | | | | | | | |
| Baylor | | | | | | | | | | | |

CAREER GAMES PLAYED/STARTS

| | GP/GS | 2016 | 2015 | 2014 | 2013 |
|-------------------------------|-------|-------|-------|-------|------|
| *Christian Brown, r-Sr., DL | 50/24 | 10/10 | 13/13 | 12/1 | 4/0 |
| Jarrod Harper, r-Sr. S | 48/19 | 10/10 | 13/9 | 13/0 | 12/0 |
| Daikiel Shorts, Sr., WR | 48/33 | 10/10 | 13/10 | 13/4 | 12/9 |
| Tyler Orlosky, r-Sr., OL | 47/39 | 10/10 | 13/13 | 13/13 | 11/3 |
| Justin Arndt, r-Sr., LB | 45/10 | 10/10 | 13/0 | 13/0 | 9/0 |
| Noble Nwachukwu, r-Sr., DL | 44/35 | 9/9 | 13/13 | 13/13 | 9/0 |
| Jeremy Tyler, Sr., S | 43/11 | 10/10 | 12/0 | 13/0 | 8/1 |
| Adam Pankey, r-Sr., OL | 42/33 | 9/8 | 12/12 | 13/13 | 8/0 |
| *Nana Kyeremeh, r-Sr., CB | 40/1 | 10/0 | 13/0 | 4/0 | 0/0 |
| Sean Walters, r-Sr., LB | 40/3 | 10/3 | 12/0 | 6/0 | 12/0 |
| Al-Rasheed Benton, r-Jr., LB | 36/11 | 10/10 | 13/1 | 13/0 | -- |
| Devonte Mathis, r-Sr., WR | 36/2 | 10/0 | 10/2 | 8/0 | 8/0 |
| Shelton Gibson, r-Jr., WR | 35/23 | 10/10 | 13/13 | 12/0 | -- |
| Darrien Howard, Sr., DL | 35/10 | 10/10 | 13/0 | 8/0 | 4/0 |
| Elijah Wellman, r-Jr., RB/FB | 35/8 | 10/3 | 13/5 | 12/0 | -- |
| Marvin Gross, r-Jr., LB | 34/0 | 10/0 | 13/0 | 0/0 | 11/0 |
| Rushel Shell, r-Sr., RB | 33/18 | 8/7 | 13/3 | 12/8 | -- |
| Xavier Preston, Jr., LB | 31/0 | 9/0 | 13/0 | 9/0 | -- |
| Skyler Howard, Sr., QB | 27/25 | 10/10 | 13/13 | 4/2 | -- |
| Tony Matteo, r-Sr., OL | 27/11 | 10/9 | 12/1 | 5/1 | -- |
| Dravon Askew-Henry, Jr., S | 26/26 | 0/0 | 13/13 | 13/13 | -- |
| Jon Lewis, r-Jr., DL | 24/0 | 10/0 | 6/0 | 8/0 | -- |
| Kyle Bosch, r-Jr., OL | 23/23 | 10/10 | 13/13 | -- | -- |
| Gary Jennings, So., WR | 23/0 | 10/0 | 13/0 | -- | -- |
| Marcell Lazard, r-Jr., OL | 23/11 | 9/5 | 12/6 | 2/0 | -- |
| Jovon Durante, So., WR | 22/15 | 10/6 | 12/9 | -- | -- |
| Khairi Shariff, r-Sr., CB | 22/0 | 9/0 | 13/0 | -- | -- |
| Rasul Douglas, Sr., CB | 21/9 | 10/9 | 11/0 | -- | -- |
| Grant Lingafelter, r-Jr., OL | 21/0 | 7/0 | 9/0 | 5/0 | -- |
| Ka'Rau White, r-Jr., WR | 19/12 | 10/10 | 9/2 | -- | -- |
| William Crest, Jr., r-So., QB | 18/0 | 6/0 | 11/0 | 1/0 | -- |
| Hodari Christian, r-Jr., LB | 16/0 | 7/0 | 7/0 | 2/0 | -- |
| Shane Commodore, r-Jr., S | 15/0 | 10/0 | 5/0 | -- | -- |
| Mike Molina, r-Jr., K | 15/0 | 10/0 | 3/0 | 2/0 | -- |
| Nick Meadows, r-Jr., LS | 13/0 | 10/0 | 2/0 | 1/0 | -- |
| Justin Crawford, Jr., RB | 10/2 | 10/2 | -- | -- | -- |
| Michael Ferns, r-So., TE/FB | 10/0 | 10/0 | -- | -- | -- |
| Maurice Fleming, r-Sr., CB | 10/5 | 10/5 | -- | -- | -- |
| Billy Kinney, r-So., P | 10/0 | 10/0 | -- | -- | -- |
| David Long, r-Fr., LB | 10/7 | 10/7 | -- | -- | -- |
| Colton McKivitz, r-Fr., OL | 10/7 | 10/7 | -- | -- | -- |
| Kennedy McKoy, Fr., RB | 10/2 | 10/2 | -- | -- | -- |
| Adam Shuler, r-Fr., DL | 10/1 | 10/1 | -- | -- | -- |
| Kyzir White, Jr., S | 10/10 | 10/10 | -- | -- | -- |
| Reese Donahue, Fr., DL | 9/0 | 9/0 | -- | -- | -- |
| Yodny Cajuste, r-So., OL | 8/7 | 1/1 | 7/6 | -- | -- |
| Rob Dowdy, r-Fr., TE/OL | 8/0 | 8/0 | -- | -- | -- |
| Toyous Avery, r-So., S | 8/0 | 8/0 | -- | -- | -- |
| Elijah Battle, Jr., CB | 8/3 | 8/3 | -- | -- | -- |
| Antonio Crawford, r-Sr., CB | 7/3 | 7/3 | -- | -- | -- |
| Marcus Simms, Fr., WR | 7/0 | 7/0 | -- | -- | -- |
| Trevon Wesco, r-So., TE/FB | 7/0 | 7/0 | -- | -- | -- |
| Sylvester Townes, r-Sr., OL | 5/0 | 2/0 | 3/0 | -- | -- |
| Mike Daniels, Jr., CB | 4/0 | 4/0 | -- | -- | -- |
| Jaleel Fields, r-So., DL | 4/0 | 0/0 | 4/0 | -- | -- |
| Adam Hensley, Fr., LB | 4/0 | 4/0 | -- | -- | -- |
| Deamonte Lindsay, r-Fr., S | 4/0 | 4/0 | -- | -- | -- |
| Alec Shriner, r-Fr., DL | 4/0 | 4/0 | -- | -- | -- |
| Jordan Adams, r-Fr., CB | 3/0 | 3/0 | -- | -- | -- |
| Ricky Rogers, r-Sr., WR | 3/0 | 2/0 | 1/0 | -- | -- |
| Chris Chugunov, r-Fr., QB | 2/0 | 2/0 | -- | -- | -- |
| Kevin Williams, r-Fr., CB | 2/0 | 2/0 | -- | -- | -- |
| Zach Sandwisch, Fr., LB | 1/0 | 1/0 | -- | -- | -- |
| Steve Smothers, Fr., WR | 1/0 | 1/0 | -- | -- | -- |
| Stone Wolfley, r-Fr., TE/FB | 1/0 | 1/0 | -- | -- | -- |

* - includes 2012 totals for Nana Kyeremeh (13/1)

* - Includes 2012 totals for Christian Brown (11/0)

OFFENSE

| Position | No. | Name | Ht. | Wt. | Cl. | GP | GS | Hometown |
|---------------|-----|--------------------|------|-----|-------|----|----|-----------------------|
| WR (X) | 1 | Shelton Gibson | 5-11 | 195 | r-Jr. | 35 | 23 | Cleveland, Ohio |
| | 12 | Gary Jennings | 6-1 | 207 | So. | 23 | 0 | Stafford, Va. |
| LT | 77 | Marcell Lazard | 6-5 | 306 | r-Jr. | 23 | 11 | Bloomfield, N.J. |
| | 74 | Sylvester Townes | 6-6 | 310 | r-Sr. | 5 | 0 | Memphis, Tenn. |
| LG | 57 | Adam Pankey | 6-5 | 316 | r-Sr. | 42 | 33 | Hamilton, Ohio |
| | 70 | Tony Matteo | 6-4 | 294 | r-Sr. | 27 | 11 | Clinton, Ohio |
| C | 65 | Tyler Orlosky | 6-4 | 296 | r-Sr. | 47 | 39 | Cleveland, Ohio |
| | 79 | Matt Jones | 6-3 | 316 | r-Fr. | 0 | 0 | Hubbard, Ohio |
| RG | *62 | Kyle Bosch | 6-5 | 310 | r-Jr. | 29 | 26 | St. Charles, Ill. |
| | 56 | Grant Lingafelter | 6-6 | 306 | r-Jr. | 21 | 0 | Chagrin Falls, Ohio |
| RT | 53 | Colton McKivitz | 6-7 | 295 | r-Fr. | 10 | 7 | Jacobsburg, Ohio |
| | 71 | Rob Dowdy | 6-4 | 290 | r-Fr. | 8 | 0 | Westerville, Ohio |
| IR (Y) | 6 | Daikiel Shorts Jr. | 6-1 | 204 | Sr. | 48 | 33 | Clayton, N.J. |
| | 5 | Jovon Durante | 6-0 | 165 | So. | 22 | 15 | Miami, Fla. |
| WR (Z) | 2 | Ka'Rau White | 6-1 | 198 | r-Jr. | 19 | 20 | Macungie, Pa. |
| | 82 | Devonte Mathis | 6-1 | 220 | r-Sr. | 36 | 2 | Miami, Fla. |
| QB | 3 | Skyler Howard | 6-0 | 207 | Sr. | 27 | 25 | Fort Worth, Texas |
| | 11 | Chris Chugunov | 6-1 | 203 | r-Jr. | 2 | 0 | Skittman, N.J. |
| FB | 28 | Elijah Wellman | 6-1 | 235 | r-Jr. | 35 | 8 | Huntington, W.Va. |
| | 47 | Michael Ferns | 6-2 | 245 | r-So. | 10 | 0 | St. Clairsville, Ohio |
| RB | 7 | Rushel Shell III | 5-10 | 220 | r-Sr. | 33 | 18 | Hopewell, Pa. |
| | 25 | Justin Crawford | 6-1 | 190 | Jr. | 10 | 2 | Columbus, Ga. |
| | 4 | Kennedy McKoy | 6-0 | 201 | Fr. | 10 | 2 | Lexington, N.C. |

DEFENSE

| Position | No. | Name | Ht. | Wt. | Cl. | GP | GS | Hometown |
|-------------|-----|-------------------|------|-----|-------|----|----|--------------------|
| DE | 97 | Noble Nwachukwu | 6-2 | 275 | r-Sr. | 44 | 35 | Wylie, Texas |
| | 88 | Adam Shuler II | 6-4 | 270 | r-Fr. | 10 | 1 | Longwood, Fla. |
| NT | 49 | Darrien Howard | 6-1 | 297 | Sr. | 35 | 10 | Dayton, Ohio |
| | 67 | Alec Shriner | 6-4 | 286 | r-Fr. | 4 | 0 | Oviedo, Fla. |
| DE | 95 | Christian Brown | 6-2 | 298 | r-Sr. | 50 | 24 | Fort Myers, Fla. |
| | 92 | Jon Lewis | 6-3 | 265 | r-Jr. | 24 | 0 | Morgantown, W.Va. |
| SAM | 30 | Justin Arndt | 5-11 | 215 | r-Sr. | 45 | 10 | Martinsburg, W.Va. |
| | 5 | Xavier Preston | 6-2 | 240 | Jr. | 31 | 0 | Stuart, Fla. |
| MIKE | 3 | Al-Rasheed Benton | 6-1 | 235 | r-Jr. | 36 | 11 | Newark, N.J. |
| | 44 | Hodari Christian | 6-0 | 225 | r-Jr. | 16 | 0 | McKeesport, Pa. |
| WILL | 11 | David Long | 5-11 | 225 | r-Fr. | 10 | 7 | Cincinnati, Ohio |
| | 27 | Sean Walters | 6-2 | 228 | r-Sr. | 40 | 3 | Hollywood, Fla. |
| FCB | 24 | Maurice Fleming | 5-11 | 203 | r-Sr. | 10 | 5 | Chicago, Ill. |
| | 19 | Elijah Battle | 5-11 | 189 | Jr. | 8 | 3 | Linden, N.J. |
| | 1 | Antonio Crawford | 5-10 | 185 | r-Sr. | 7 | 3 | Miami, Fla. |
| FS | 2 | Jeremy Tyler | 5-11 | 210 | Sr. | 43 | 11 | Lithonia, Ga. |
| | 16 | Toyous Avery | 5-10 | 200 | r-So. | 8 | 0 | Covington, Ga. |
| SPUR | 8 | Kyzir White | 6-3 | 212 | Jr. | 10 | 10 | Macungie, Pa. |
| | 18 | Marvin Gross Jr. | 6-3 | 208 | r-Jr. | 34 | 0 | Baltimore, Md. |
| BS | 22 | Jarrod Harper | 6-0 | 210 | r-Sr. | 48 | 19 | Frostburg, Md. |
| | 7 | Khairi Sharif | 5-8 | 184 | r-Sr. | 22 | 0 | Houston, Texas |
| BCB | 13 | Rasul Douglas | 6-2 | 208 | r-Sr. | 21 | 9 | East Orange, N.J. |
| | 14 | Nana Kyeremeh | 5-10 | 191 | r-Sr. | 40 | 1 | Worthington, Ohio |

SPECIAL TEAMS

| Position | No. | Name | Ht. | Wt. | Cl. | GP | GS | Hometown |
|-----------|-----|------------------|------|-----|-------|----|----|-------------------|
| K | 48 | Mike Molina | 5-8 | 180 | r-Jr. | 15 | 0 | Hurricane, W.Va. |
| | 80 | Jon Young | 6-0 | 202 | Fr. | 0 | 0 | Advance, N.C. |
| P | 15 | Billy Kinney | 6-4 | 207 | r-So. | 10 | 0 | Morgantown, W.Va. |
| | 80 | Jon Young | 6-0 | 202 | Fr. | 0 | 0 | Advance, N.C. |
| LS | 52 | Nick Meadows | 5-11 | 238 | r-Jr. | 13 | 0 | Princeton, W.Va. |
| | 43 | R.C. Brunstetter | 6-3 | 230 | r-So. | 0 | 0 | Mocksville, N.C. |
| H | 15 | Billy Kinney | 6-4 | 207 | r-So. | 10 | 0 | Morgantown, W.Va. |
| | 80 | Jon Young | 6-0 | 202 | Fr. | 0 | 0 | Advance, N.C. |
| KO | 48 | Mike Molina | 5-8 | 180 | r-Jr. | 15 | 0 | Hurricane, W.Va. |
| | 15 | Billy Kinney | 6-4 | 207 | r-So. | 10 | 0 | Morgantown, W.Va. |
| PR | 12 | Gary Jennings | 6-2 | 207 | So. | 23 | 0 | Stafford, Va. |
| KR | 1 | Shelton Gibson | 5-11 | 195 | r-Jr. | 35 | 0 | Cleveland, Ohio |
| | 12 | Gary Jennings | 6-2 | 207 | So. | 23 | 0 | Stafford, Va. |

* - Bosch's Games Played/Started include Michigan numbers (6/3)



RECORD UNDER HOLGORSEN

| | |
|--------------------------------------|-------|
| overall | 44-30 |
| playing at home | 26-13 |
| playing on the road | 14-13 |
| playing at a neutral site | 4-4 |
| vs. ranked opponents | 6-15 |
| in bowl games | 2-2 |
| in overtime | 1-4 |
| more than 7 days to prepare | 16-9 |
| in August | 1-1 |
| in September | 17-4 |
| in October | 11-11 |
| in November | 11-11 |
| in December | 2-3 |
| in January | 2-0 |
| outrushing opponent | 30-9 |
| when rushing for 200 yards | 19-6 |
| when rushing for 300 yards | 7-2 |
| outrushed by opponent | 14-21 |
| outpassing opponent | 31-15 |
| when passing for 300 yards | 23-10 |
| when passing for 400 yards | 8-3 |
| when passing for 500 yards | 3-0 |
| when passing for 600 yards | 1-0 |
| outpassed by opponent | 13-15 |
| when allowing 200 yards passing | 25-23 |
| when allowing 250 yards passing | 17-17 |
| when allowing 300+ yards passing | 9-10 |
| more total offense than opponent | 36-12 |
| when having 400+ total offense | 35-17 |
| when having 500+ total offense | 21-6 |
| when having 600+ total offense | 12-1 |
| when having 700+ total offense | 1-1 |
| when having 800+ total offense | 1-0 |
| same total offense as opponent | 1-0 |
| less total offense than opponent | 7-18 |
| when allowing 400+ total offense | 19-21 |
| when allowing 500+ total offense | 5-11 |
| committing fewer turnovers | 20-7 |
| committing more turnovers | 14-20 |
| turnovers are even | 10-3 |
| 0-30:00 of time of possession | 26-21 |
| 30:01-plus of time of possession | 18-9 |
| scoring first | 37-9 |
| opponent scores first | 13-21 |
| leading after the 1st quarter | 26-8 |
| trailing after the 1st quarter | 11-21 |
| tied after the 1st quarter | 7-1 |
| leading at halftime | 34-6 |
| trailing at halftime | 8-21 |
| tied at halftime | 2-3 |
| leading after the 3rd quarter | 35-5 |
| trailing after the 3rd quarter | 7-25 |
| tied after the 3rd quarter | 2-0 |
| scoring 0-10 points | 44-30 |
| scoring 11-20 points | 44-27 |
| scoring 21-30 points | 43-20 |
| scoring 31-40 points | 37-10 |
| scoring 41-plus points | 20-3 |
| opponent scores 0-10 points | 44-30 |
| opponent scores 11-20 points | 34-30 |
| opponent scores 21-30 points | 20-29 |
| opponent scores 31-40 points | 10-28 |
| opponent scores 41-plus points | 3-14 |
| individual 100-yard rusher | 22-8 |
| opponent 100-yard rusher | 15-13 |
| opponent less than 100-yards rushing | 11-3 |
| individual 1 100-yard receiver | 29-13 |
| individual 2 100-yard receivers | 11-2 |
| individual 3 100-yard receivers | 2-0 |
| opponent 100-yard receiver | 15-18 |
| individual 300-yard passer | 21-11 |
| individual 400-yard passer | 6-2 |

WEST VIRGINIA HEAD COACH DANA HOLGORSEN - SIXTH YEAR



COACHING HIGHLIGHTS

West Virginia

- ✓ Has had 14 players earn All-America honors
- ✓ Has had at least one Top 15 draft pick in four of the past five years, only coach to accomplish this feat
- ✓ Has had four NFL Top 15 draft picks during the past five years, tying for No. 2 nationally
- ✓ Has had nine NFL draft picks in first three rounds in the past five years, most in Big 12
- ✓ Has had 17 players drafted in five years at WVU, third-most in the Big 12
- ✓ Has had four wide receivers drafted since 2013, tied nationally for most during that time
- ✓ Since becoming offensive coordinator at Texas Tech in 2005, his offenses have averaged an outstanding 37.4 points per game over that 11-year period
- ✓ His passing offenses and total offensive output have ranked in the Top 10 nationally all but three years during the 11 year span since he became offensive coordinator at Texas Tech in 2005
- ✓ His former pupils have earned 10 national awards and also has had 10 earn finalist honors
- ✓ Had eight quarterbacks pass for 4,000 or more yards and throw for 30 or more touchdowns in a season
- ✓ Had 14 receivers finish with 1,000 or more yards in a season, including 10 finish with 90 or more receptions and 12 finish with double figure TD receptions in a season
- ✓ His 44 wins puts him in tie with Ira Errett Rodgers for fourth place on the all-time WVU coaching wins list and needs 14 more to tie Art Lewis for third place
- ✓ Only coach in West Virginia history to have coached a team with at least 450 rushing yards in a game (Oklahoma, 2012) and at least 450 yards passing in a game (five times)
- ✓ Has six wins over Top 25 opponents in his six-year tenure at WVU

2016

- ✓ Has led the Mountaineers to a 8-2 record in the 2016 season
- ✓ Currently posted five Big 12 Conference wins, earning second winning conference slate since 2012
- ✓ Guided WVU to bowl eligibility for the third straight year and five of the past six years
- ✓ WVU has been ranked for eight weeks; currently No. 19 in the AP Poll and No. 17 in the Coaches Poll
- ✓ Named to Bobby Dodd, George Munger and Paul "Bear" Bryant National Coach of the Year Award Midseason Watch Lists

2015

- ✓ Finished the season with an 8-5 overall record and a 4-5 mark in the Big 12 Conference, tying for fifth
- ✓ The eight wins were the most in a season since becoming a member of the Big 12 Conference
- ✓ Led the Mountaineers to a 43-42 victory in the Motel 6 Cactus Bowl, his fourth bowl appearance in five years
- ✓ Tied or broke 19 individual or team, school and Cactus Bowl records and produced 11 NCAA Top 10 Bowl Rankings
- ✓ Seventeen players had their degrees in hand when the Cactus bowl was played, ranking among the Top 10 nationally in number of graduates playing in a bowl game
- ✓ Seven All-Big 12 Academic Team selections
- ✓ Twenty-Nine players were named to the Big 12 Commissioner's Honor Roll for the fall semester
- ✓ Twenty-Six players were named to the Big 12 Commissioner's Honor Roll for the spring semester
- ✓ Two All-American selections, Nick Kwiatkoski and Karl Joseph, named to three teams
- ✓ WVU had nine players named to the coaches' All-Big 12 team selections, including three on the first team
- ✓ Led Mountaineers to a Top 25 national ranking for the fourth year, reaching as high as No. 21 in the Coaches' Poll
- ✓ Wendell Smallwood became Holgorsen's second WVU running back and fourth overall to hit the 1,000-yard rushing plateau (1,519)
- ✓ WVU's offense was No. 17 nationally in rushing offense, No. 18 in first down offense and No. 23 in total offense
- ✓ WVU's defense was ranked No. 2 nationally in interceptions, No. 5 in turnovers gained, tied for No. 8 in number of defensive three-and-outs, No. 11 in opponents third-down defense and No. 15 in turnover margin
- ✓ WVU's special teams were ranked No. 11 in kickoff returns, No. 22 in net punting and punt return defense

2014

- ✓ Finished with a 7-6 overall record and a 5-4 record in Big 12 play, tying for fourth place, WVU's highest league finish in the Big 12
- ✓ Led the Mountaineers to a Liberty Bowl berth, his third bowl appearance in four seasons at WVU
- ✓ Four Mountaineers earned 28 All-America honors.
- ✓ WVU had four players named to the coaches' All-Big 12 teams and five players selected to the AP team
- ✓ Kevin White was a finalist for the Fred Biletnikoff Award and a semifinalist for the Maxwell Award.
- ✓ White was No. 6 nationally in receptions per game, receiving yards, No. 8 in receiving yards per game and No. 19 in receiving touchdowns.

WEST VIRGINIA HEAD COACH DANA HOLGORSSEN - SIXTH YEAR

| Year | School | Position | Record |
|---|---------------------|--|--------|
| 2016 | West Virginia | Head Coach | 8-2 |
| 2015 | West Virginia | Head Coach | 8-5 |
| | | Cactus Bowl Champions | |
| 2014 | West Virginia | Head Coach | 7-6 |
| | | Liberty Bowl | |
| 2013 | West Virginia | Head Coach | 4-8 |
| 2012 | West Virginia | Head Coach | 7-6 |
| | | Pinstripe Bowl | |
| 2011 | West Virginia | Head Coach | 10-3 |
| | | Big East Champions | |
| | | Orange Bowl Champions | |
| 2010 | Oklahoma State | Offensive Coordinator/Quarterbacks | 11-2 |
| | | Alamo Bowl Champions | |
| 2009 | Houston | Offensive Coordinator/Quarterbacks | 10-4 |
| | | Armed Forces Bowl | |
| 2008 | Houston | Offensive Coordinator/Quarterbacks | 8-5 |
| | | Armed Forces Bowl Champions | |
| 2007 | Texas Tech | Co-Offensive Coordinator/Inside Receivers | 9-4 |
| | | Gator Bowl Champions | |
| 2006 | Texas Tech | Co-Offensive Coordinator/Inside Receivers | 8-5 |
| | | Insight.com Bowl Champions | |
| 2005 | Texas Tech | Co-Offensive Coordinator/Inside Receivers | 9-3 |
| | | Cotton Bowl | |
| 2004 | Texas Tech | Inside Receivers | 8-4 |
| | | Holiday Bowl Champions | |
| 2003 | Texas Tech | Inside Receivers | 8-5 |
| | | Houston Bowl Champions | |
| 2002 | Texas Tech | Inside Receivers | 9-5 |
| | | Tangerine Bowl Champions | |
| 2001 | Texas Tech | Inside Receivers | 7-5 |
| | | Alamo Bowl | |
| 2000 | Texas Tech | Inside Receivers | 7-6 |
| | | Galleryfurniture.com Bowl | |
| 1999 | Wingate | Quarterbacks/Wide Receivers | 3-8 |
| 1998 | Mississippi College | Quarterbacks/Wide Receivers /Special Teams | 4-6 |
| 1997 | Mississippi College | Quarterbacks/Wide Receivers /Special Teams | 8-2 |
| | | American Southwest Conference Champions | |
| 1996 | Mississippi College | Quarterbacks/Wide Receivers /Special Teams | 4-8 |
| 1995 | Valdosta State | Quarterbacks/Wide Receivers /Special Teams | 6-5 |
| 1994 | Valdosta State | Quarterbacks/Wide Receivers /Special Teams | 11-2 |
| | | NCAA II National Quarterfinalist | |
| 1993 | Valdosta State | Quarterbacks/Wide Receivers /Special Teams | 8-3 |
| Holgorsen Totals - at West Virginia - 44-30 Overall - 44-30 (Sixth Season) | | | |

- ✓ White was the third Mountaineer to finish with more than 100 receptions in a season and the eighth to have 1,000 or more receiving yards.
- ✓ White's 109 receptions were third most in the nation and his 1,444 yards were sixth most
- ✓ Three receivers have had seven straight 100-yard receiving performances since 2000, Michael Crabtree, Justin Blackmon and Kevin White, all three coached by Holgorsen.
- ✓ Kickoff returner Mario Alford was No. 8 nationally in kickoff return yards per game.
- ✓ Josh Lambert was a finalist for the Lou Groza Award, college football's top kicker
- ✓ Lambert finished No. 1 nationally in field goals per game and No. 8 in scoring
- ✓ Lambert set the NCAA record for most field goals made of 40 yards or more in a season (16) and tied the mark for games with the most multiple field goals (10).
- ✓ Lambert's 30 field goals made in the season tied the school record for most made in a season and was the most made in the nation.
- ✓ Clint Trickett was a semifinalist for the Davey O'Brien Award
- ✓ Trickett was No. 6 in the nation in completions per game, No. 10 in passing yards per game, No. 11 in completion percentage, No. 21 in total offense, No. 22 in passing yards, No. 33 in passing efficiency and No. 54 in passing touchdowns.
- ✓ Trickett was the third Mountaineer to finish with more than 3,000 yards passing in a season
- ✓ Austin was the recipient of the Jet Award, the nation's top returner
- ✓ Shaq Riddick was named the Big 12 Conference Defensive Newcomer of the Year
- ✓ Defeated No. 4 Baylor for his sixth win over a Top 25 and first over a Top 10 team
- ✓ WVU was ranked in the Top 25 for three weeks, including as high as No. 20

2013

- ✓ Defeated No. 11 Oklahoma State for his fifth win over a Top 25 team at WVU
- ✓ Had six players earn All-Big 12 Conference honors, including Charles Sims who was a first-team selection
- ✓ Sims also was named the Big 12 Conference Newcomer of the Year
- ✓ Sims and Will Clarke were drafted in the third round of the NFL Draft, giving him six players drafted in the Top three rounds

HOLGORSSEN'S OFFENSIVE OUTPUT

✓ Since 2005, Dana Holgorsen has been the mastermind behind some of the nation's most prolific offenses. Starting as the offensive coordinator at Texas Tech, then Houston and Oklahoma State, and now as the head coach at West Virginia, his offensive units are known for their ability to move the ball, pile up yardage and score a plethora of points.

4,000-Yard Passers

| | | |
|-------------------------------|------|-------|
| Graham Harrell/Texas Tech | 2007 | 5,706 |
| Case Keenum/Houston | 2009 | 5,671 |
| Case Keenum/Houston | 2008 | 5,020 |
| Graham Harrell/Texas Tech | 2006 | 4,555 |
| Geno Smith/West Virginia | 2011 | 4,385 |
| Brandon Weeden/Oklahoma State | 2010 | 4,277 |
| Cody Hodges/Texas Tech | 2005 | 4,238 |
| Geno Smith/West Virginia | 2012 | 4,205 |

30+ Passing Touchdowns

| | | |
|-------------------------------|------|----|
| Graham Harrell/Texas Tech | 2007 | 48 |
| Case Keenum/Houston | 2009 | 44 |
| Case Keenum/Houston | 2008 | 44 |
| Geno Smith/West Virginia | 2012 | 42 |
| Graham Harrell/Texas Tech | 2006 | 38 |
| Brandon Weeden/Oklahoma State | 2010 | 34 |
| Geno Smith/West Virginia | 2011 | 31 |
| Cody Hodges/Texas Tech | 2005 | 31 |

1,000-Yard Rushers

| | | |
|---------------------------------|------|-------|
| Kendall Hunter/Oklahoma State | 2010 | 1,548 |
| Wendell Smallwood/West Virginia | 2015 | 1,519 |
| Bryce Beall/Houston | 2008 | 1,247 |
| Charles Sims/West Virginia | 2013 | 1,095 |

1,000-Yard Receivers

| | | |
|--------------------------------|------|-------|
| Michael Crabtree/Texas Tech | 2007 | 1,962 |
| Justin Blackmon/Oklahoma State | 2010 | 1,782 |
| Stedman Bailey/West Virginia | 2012 | 1,622 |
| Kevin White, West Virginia | 2014 | 1,447 |
| Joe Filani/Texas Tech | 2006 | 1,300 |
| Tavon Austin/West Virginia | 2012 | 1,289 |
| Stedman Bailey/West Virginia | 2011 | 1,279 |
| Danny Amendola/Texas Tech | 2007 | 1,245 |
| James Cleveland/Houston | 2009 | 1,214 |
| Tavon Austin/West Virginia | 2011 | 1,186 |
| Joe Filani/Texas Tech | 2005 | 1,048 |
| Tyron Carrier/Houston | 2009 | 1,029 |
| Tyron Carrier/Houston | 2008 | 1,026 |
| Patrick Edwards/Houston | 2009 | 1,021 |

90+ Receptions

| | | |
|--------------------------------|------|-----|
| Michael Crabtree/Texas Tech | 2007 | 134 |
| Tavon Austin, West Virginia | 2012 | 114 |
| Stedman Bailey/West Virginia | 2012 | 114 |
| Justin Blackmon/Oklahoma State | 2010 | 111 |
| Kevin White/West Virginia | 2014 | 109 |
| Danny Amendola/Texas Tech | 2007 | 109 |
| James Cleveland/Houston | 2009 | 104 |
| Tavon Austin/West Virginia | 2011 | 101 |
| Tyron Carrier/Houston | 2009 | 91 |
| Joe Filani/Texas Tech | 2006 | 91 |

Double-Digit Receiving Touchdowns

| | | |
|--------------------------------|------|----|
| Stedman Bailey/West Virginia | 2012 | 25 |
| Michael Crabtree/Texas Tech | 2007 | 22 |
| Justin Blackmon/Oklahoma State | 2010 | 20 |
| James Cleveland/Houston | 2009 | 14 |
| Joe Filani/Texas Tech | 2006 | 13 |
| Tavon Austin/West Virginia | 2012 | 12 |
| Stedman Bailey/West Virginia | 2011 | 12 |
| Mario Alford/West Virginia | 2014 | 11 |
| Mark Hafner/Houston | 2009 | 11 |
| Robert Johnson/Texas Tech | 2006 | 11 |
| Kevin White/West Virginia | 2014 | 10 |
| Jarrett Hicks/Texas Tech | 2005 | 10 |

Double-Digit Rushing Touchdowns

| | | |
|-------------------------------|------|----|
| Taurean Henderson/Texas Tech | 2005 | 17 |
| Kendall Hunter/Oklahoma State | 2010 | 16 |
| Bryce Beall/Houston | 2008 | 13 |
| Shawne Alston/West Virginia | 2011 | 12 |
| Charles Sims/West Virginia | 2013 | 11 |
| Shannon Woods/Texas Tech | 2006 | 10 |

1,800-Yard All-Purpose Yards

| | | |
|--------------------------------|------|-------|
| Tavon Austin/West Virginia | 2012 | 2,910 |
| Tavon Austin/West Virginia | 2011 | 2,574 |
| Tyron Carrier/Houston | 2009 | 2,213 |
| Michael Crabtree/Texas Tech | 2007 | 1,978 |
| Justin Blackmon/Oklahoma State | 2010 | 1,866 |
| Tyron Carrier/Houston | 2008 | 1,844 |
| Shannon Woods/Texas Tech | 2006 | 1,808 |



WEST VIRGINIA HEAD COACH DANA HOLGORSSEN - SIXTH YEAR

Offensive Output Under Holgorsen (Continued)

Team Rankings

2016 (West Virginia)

Total Offense - No. 14
 Third-Down Conversions - No. 16
 Rushing Offense - No. 23
 Completion Percentage - No. 26
 Passing Offense - No. 28
 Passing Efficiency - No. 35

2015 (West Virginia)

Turnover Margin - No. 15
 Rushing Offense - No. 17
 First Down Offense - No. 18
 Passing Yards Per Completion - No. 20
 Total Offense - No. 23
 Scoring Offense - No. 35

2014 (West Virginia)

Passing Offense - No. 9
 First Down Offense - No. 11
 Total Offense - No. 12
 Completion Percentage - No. 23

2012 (West Virginia)

Passing Efficiency - No. 5
 Scoring Offense - No. 9
 Passing Offense - No. 10
 Total Offense - No. 10
 First Down Offense - No. 14

2011 (West Virginia)

Passing Offense - No. 6
 Red Zone Offense - No. 11
 Scoring Offense - No. 13
 Total Offense - No. 15
 Passing Efficiency - No. 19
 First Down Offense - No. 27

2010 (Oklahoma State)

Red Zone Offense - No. 1
 Passing Offense - No. 2
 Total Offense - No. 3
 Scoring Offense - No. 3
 First Down Offense - No. 4
 Tackles for Loss Allowed - No. 6
 Sacks Allowed - No. 7
 Passing Efficiency - No. 12

2009 (Houston)

Passing Offense - No. 1
 Total Offense - No. 1
 Scoring Offense - No. 1
 First Down Offense - No. 1
 Tackles for Loss Allowed - No. 2
 Third Down Efficiency - No. 3
 Passing Efficiency - No. 7
 Sacks Allowed - No. 24
 Red Zone Offense - No. 28

2008 (Houston)

Passing Offense - No. 2
 Total Offense - No. 2
 First Down Offense - No. 4
 Passing Efficiency - No. 8
 Scoring Offense - No. 10
 Third Down Efficiency - No. 11

2007 (Texas Tech)

Passing Offense - No. 1
 Total Offense - No. 2
 Passing Efficiency - No. 5
 Scoring Offense - No. 7
 Tackles for Loss Allowed - No. 12
 Third Down Efficiency - No. 13
 Sacks Allowed - No. 22

2006 (Texas Tech)

Passing Offense - No. 3
 Tackles for Loss Allowed - No. 3
 Total Offense - No. 6
 Scoring Offense - No. 13
 Passing Efficiency - No. 23
 Sacks Allowed - No. 24

2005 (Texas Tech)

Passing Offense - No. 1
 Scoring Offense - No. 4
 Total Offense - No. 6
 Passing Efficiency - No. 14

2012

- ✓ Served as West Virginia's Campaign Chair for United Way, raising more than \$330,000, exceeding the goal
- ✓ Led football program into its first year of competition in the Big 12 Conference reaching as high as No. 4 in USA Today Coaches' Poll and No. 5 in the AP Poll
- ✓ Guided West Virginia to a 7-6 overall record in 2012 and an appearance in the New Era Pinstripe Bowl
- ✓ Earned national rankings in 10-of-16 weeks during the 2012 season in both the AP and USA Today Coaches' Polls, ✓ Five Mountaineer players earned 25 All-America honors
- ✓ Three WVU players were drafted in the Top 3 rounds of the NFL Draft, including the No. 8 selection, Tavon Austin
- ✓ Holgorsen has had a first-round NFL draft choice for two straight years, the only WVU coach to accomplish that
- ✓ Tavon Austin and Stedman Bailey were one of four sets of 1,000-yard receivers nationally
- ✓ WVU was one of only two schools nationally to have a 4,000-yard passer and a pair of 1,000-yard receivers
- ✓ WVU was ranked No. 9 nationally in scoring offense and No. 10 in passing offense and total offense.
- ✓ Geno Smith led the nation in passing touchdowns (42)
- ✓ Smith was one of only two quarterbacks to throw for more than 4,000 yards for two straight years
- ✓ Smith was one of five quarterbacks nationally to throw for 30 or more touchdowns in two straight years
- ✓ Bailey led the nation in receiving touchdowns (25) and finished with the second highest amount in a season
- ✓ Austin was the only player nationally to finish with 100 or more receptions for two straight years
- ✓ Austin was the only player nationally to finish with more than 2,000 all-purpose yards for two straight years
- ✓ Austin was the only player in NCAA history to finish his career with more than 3,000 receiving yards and more than 1,000 yards rushing
- ✓ Austin was named the Big 12 Conference co-Special Teams Player of the Year
- ✓ Bailey was a finalist for the Fred Biletnikoff Award;
- ✓ Smith was a finalist for the Johnny Unitas Golden Arm and Manning Awards

2011

- ✓ Named FWAA First-Year Head Coach of the Year
- ✓ Posted a 10-3 mark in his first season as head coach, only WVU coach to win 10 games in his first year
- ✓ Led West Virginia to Big East Championship and BCS win, first WVU coach to accomplish that feat
- ✓ Earned national rankings in 13-of-16 weeks of 2011 season in both the AP and USA Today Coaches Polls, reaching as high as No. 11 in the AP Poll and tied for No. 14 in the USA Today Coaches Poll
- ✓ Tied for fourth in wins among first-year head coaches nationally
- ✓ One of seven coaches to take his program to a BCS Bowl in his first year as a head coach, and only one of three (Larry Coker, 2001; Chris Peterson, 2007) to win the bowl game.
- ✓ Fourth WVU coach to make a bowl appearance and win in his first season (Stewart, DeGroot, Glenn)
- ✓ Three Mountaineer players earned seven All-America honors
- ✓ Three Mountaineer players drafted in the NFL Draft, including the No. 15 pick, Bruce Irvin
- ✓ WVU led the BIG EAST with 10 all-conference honorees and the Special Teams Player of the Year, Austin
- ✓ WVU finished No. 6 nationally in passing offense, No. 13 in scoring offense and No. 15 in total offense.
- ✓ The Mountaineer offense ranked No. 67 in total offense in 2010, the year before Holgorsen arrived, and he took it to No. 15 in 2011.
- ✓ In 2011, Austin and Bailey were the fourth pair of 1,000-yard receivers nationally (Houston, USC, SMU).
- ✓ WVU was one of two schools nationally to have a 4,000-yard passer and two 1,000-yard receivers (Houston).
- ✓ Quarterback Geno Smith finished No. 5 nationally in passing yards per game, No. 8 in completions per game and total offense and No. 17 in passing efficiency.
- ✓ Austin finished No. 1 nationally in all-purpose yardage (198.0), No. 6 in punt returns, No. 8 in receptions per game, No. 20 in kickoff returns and No. 23 in receiving yards per game.
- ✓ Bailey finished No. 13 nationally in receiving yards per game.

Oklahoma State

- ✓ In 2010, was named a finalist for the Frank Broyles Award, signifying the top assistant coach in college football and named the rivals.com national offensive coordinator of the year
- ✓ In 2010, the Cowboys led the nation in total offense during the regular season and finished No. 2 in passing offense and No. 3 in total and scoring offense.
- ✓ OSU averaged 520.23 yards per game in total offense, including 345.9 passing yards and 44.23 points per game.
- ✓ The Cowboy offense ranked No. 61 nationally in total offense in 2009, the year before Holgorsen arrived, and he took it to the No. 1 spot in 2010.
- ✓ Quarterback Brandon Weeden became the first OSU passer to earn first team all-Big 12 honors. He was a finalist for the Manning Award, given to the top quarterback in the nation.
- ✓ Receiver Justin Blackmon was named the recipient of the 2010 Biletnikoff Award, given to the top receiver in the nation, and running back Kendall Hunter was a finalist for the Doak Walker Award, given to the nation's top running back.
- ✓ Weeden, Hunter and Blackmon became only the second trio in NCAA history to pass for at least 3,000 yards, run for more than 1,500 yards and finish with more than 1,500 yards receiving in the same season.

Houston

- ✓ In 2009, UH led the nation in total offense with 563 yards per game, scoring offense with 42.2 points per game, and passing offense with 433.7 yards per game.
- ✓ In 2008, his first year at Houston, the Cougars ranked second in the nation in passing offense (401.6) and total offense (562.77). UH scored 40.62 points per game to rank 10th nationally.
- ✓ Houston quarterback Case Keenum led the nation in total offense in 2008 and 2009, with 403.15 yards of total offense per game as a sophomore and 416.36 yards of offense as a junior.
- ✓ Keenum ranked in the nation's top-10 passing efficiency leaders each of his two seasons under Holgorsen's watch.

Texas Tech

- ✓ During his tenure as offensive coordinator, the Red Raiders increased their offensive numbers from 324.8 yards per game to 529.6 yards per game.
- ✓ In 2007, Texas Tech led the nation in passing offense (470.31 yards per game), ranked second in total offense (529.62 yards per game) and was seventh in scoring offense (40.92 points per game).
- ✓ Quarterback Graham Harrell led the nation in total offense and receiver Michael Crabtree led the nation in receptions per game and receiving yards per game.
- ✓ Crabtree won the Biletnikoff Award as America's top receiver in 2007
- ✓ In 2006, the Red Raiders ranked third nationally in passing offense and sixth in total offense. Harrell was third nationally in total offense with 344.38 yards per game.
- ✓ In 2005, Texas Tech led the nation in passing offense with 388.83 yards per game, was fourth in scoring offense at 39.42 points per game and was sixth in total offense with 495.83 yards per contest.
- ✓ Quarterback Cody Hodges ranked second in the country with 369.08 yards per game.



JUSTIN CRAWFORD

Height: 5-11 | Weight: 198 | Class: Junior
Last School: NW Mississippi CC | Hometown: Columbus, Ga.

2016 Notes

- ✓ Earned first start against Missouri, his first game at West Virginia after transferring from Northwest Mississippi CC
- ✓ Ranks No. 1 in the Big 12 and fifth nationally in rushing yards per carry, averaging 7.6 yards
- ✓ Ranks No. 3 in the Big 12 in rushing with 93.0 yards per game
- ✓ Ranks No. 4 in the Big 12 in rushing yards, with 930
- ✓ Ranks No. 9 in the Big 12 in all-purpose yards, averaging 98.8 per game
- ✓ Ran for a career-best 331 yards, third-most in a game in team history, with a career-long of 61 against Oklahoma
- ✓ Had a career- and game-best 129 rushing yards with one TD and a career-long run of 37 yards vs. Kansas
- ✓ Team-high 13 carries at Oklahoma State, finishing with 80 yards with a long of 20 yards
- ✓ Recorded first career multiple TD game with one rushing and one receiving score at Texas Tech; TD reception was the first of his career
- ✓ Gained a game- and career-best 104 yards rushing against Kansas State for second career 100-yard game; scored on a one-yard TD run
- ✓ Finished with a team-high 86 yards rushing against BYU
- ✓ Finished with 101 yards rushing on 21 carries against Missouri, becoming the first Mountaineer to gain 100+ yards rushing in his career debut since Charles Sims ran for 120 yards on 23 attempts against William & Mary on Aug. 31, 2013
- ✓ Scored first career TD against Mizzou, a one-yard run in the third quarter

2016 Game-By-Game

| Opponent | Att. | Yds | Avg. | TDs | Long | Rec | Yds | TDs |
|----------------|------------|------------|------------|----------|-----------|-----------|-----------|----------|
| Missouri | 21 | 101 | 4.8 | 1 | 29 | 5 | 9 | 0 |
| Youngstown St. | 12 | 40 | 3.3 | 0 | 6 | 0 | 0 | 0 |
| BYU | 9 | 86 | 9.6 | 0 | 21 | 3 | 36 | 0 |
| Kansas State | 18 | 104 | 5.8 | 1 | 21 | 0 | 0 | 0 |
| Texas Tech | 7 | 42 | 6.0 | 1 | 12 | 1 | 5 | 1 |
| TCU | 1 | -2 | -2.0 | 0 | 0 | 0 | 0 | 0 |
| Oklahoma State | 13 | 80 | 6.2 | 0 | 20 | 2 | 8 | 0 |
| Kansas | 13 | 129 | 9.9 | 1 | 37 | 0 | 0 | 0 |
| Texas | 3 | 12 | 4.0 | 0 | 7 | 0 | 0 | 0 |
| Oklahoma | 24 | 331 | 13.8 | 0 | 61 | 0 | 0 | 0 |
| Iowa State | | | | | | | | |
| Baylor | | | | | | | | |
| Totals | 122 | 930 | 7.6 | 4 | 61 | 11 | 58 | 1 |

2016 Single-Game Bests

Rushing Yards 331 vs. Oklahoma
Rushing Attempts 24 vs. Oklahoma
Rushing Touchdowns 1 (4 times)
Long Rush 61 vs. Oklahoma
Receptions 5 vs. Missouri
Receiving Yards 36 vs. BYU
Receiving Touchdowns 1 at Texas Tech
Long Reception 17 vs. BYU

Crawford's Rushing Statistics

| Year | Games | Att. | Yards | Avg. | TD | Long |
|------|-------|------|-------|------|----|------|
| 2016 | 10 | 122 | 930 | 7.6 | 4 | 61 |

Crawford's Receiving Statistics

| Year | Games | No. | Yards | Avg. | TD | Long |
|------|-------|-----|-------|------|----|------|
| 2016 | 10 | 11 | 58 | 5.3 | 1 | 17 |



WILLIAM CREST JR.

Height: 6-1 | Weight: 214 | Class: Redshirt Sophomore
Last School: Dunbar | Hometown: Baltimore, Md.

2016 Notes

- ✓ Has played in 18 career games

2016 Game-By-Game

| Opponent | Comp. | Att. | Int. | Pct. | Yards | TDs | Long |
|----------------|----------|----------|----------|----------|----------|----------|----------|
| Missouri | 0 | 0 | 0 | 0 | 0 | 0 | 0 |
| Youngstown St. | 0 | 0 | 0 | 0 | 0 | 0 | 0 |
| BYU | | | DNP | | | | |
| Kansas State | | | DNP | | | | |
| Texas Tech | 0 | 0 | 0 | 0 | 0 | 0 | 0 |
| TCU | 0 | 0 | 0 | 0 | 0 | 0 | 0 |
| Oklahoma State | | | DNP | | | | |
| Kansas | 0 | 0 | 0 | 0 | 0 | 0 | 0 |
| Texas | 0 | 0 | 0 | 0 | 0 | 0 | 0 |
| Oklahoma | 0 | 0 | 0 | 0 | 0 | 0 | 0 |
| Iowa State | | | | | | | |
| Baylor | | | | | | | |
| Totals | 0 | 0 | 0 | 0 | 0 | 0 | 0 |

2016 Single-Game Bests

Rushing Yards 17 vs. Youngstown State
Rushing Attempts 3 vs. Youngstown State
Rushing Touchdowns
Long Rush 9 vs. Youngstown State
Passing Attempts
Passing Completions
Passing Yards
Passing Touchdowns
Long Completion

Career Bests

Rushing Yards 56 at Kansas (*15)
Rushing Attempts 5 vs. Liberty; at Kansas (*15)
Rushing Touchdowns 1 vs. Georgia Southern (*15)
Long Rush 28 at Kansas (*15)
Passing Attempts 10 at Kansas (*15)
Passing Completions 6 vs. Liberty (*15)
Passing Yards 71 at Kansas (*15)
Passing Touchdowns
Long Completion 45 at Kansas (*15)

Crest Jr.'s Passing Statistics

| Year | Games | C/A | Pct. | Yards | TD | Int. | Long |
|---------------|-----------|--------------|-------------|------------|----------|----------|-----------|
| 2016 | 7 | 0 | 0 | 0 | 0 | 0 | 0 |
| 2015 | 11 | 11/25 | .440 | 124 | 0 | 1 | 45 |
| 2014 | 1 | 3/4 | .750 | 7 | 0 | 0 | 9 |
| Totals | 19 | 14/29 | .483 | 131 | 0 | 1 | 45 |

Crest Jr.'s Rushing Statistics

| Year | Games | Att. | Yards | Avg. | TD | Long |
|---------------|-----------|-----------|------------|------------|----------|-----------|
| 2016 | 7 | 4 | 10 | 2.5 | 0 | 9 |
| 2015 | 11 | 20 | 125 | 5.3 | 1 | 28 |
| 2014 | 1 | 5 | 27 | 5.4 | 1 | 13 |
| Totals | 19 | 29 | 144 | 5.0 | 2 | 28 |

Crest Jr.'s Receiving Statistics

| Year | Games | No. | Yards | Avg. | TD | Long |
|---------------|-----------|----------|-----------|------------|----------|----------|
| 2016 | 7 | 0 | 0 | 0 | 0 | 0 |
| 2015 | 11 | 4 | 29 | 7.2 | 0 | 9 |
| 2014 | 1 | 0 | 0 | 0 | 0 | 0 |
| Totals | 19 | 4 | 29 | 7.2 | 0 | 9 |



JOVON DURANTE

Height: 6-0 | Weight: 172 | Class: Sophomore
Last School: Miramar | Hometown: Hollywood, Fla.

2016 Notes

- ✓ Has played in 22 career games and started 15
- ✓ Had three catches for 39 yards with a TD vs. Oklahoma
- ✓ Team-long reception of 36 yards at Texas
- ✓ Finished with three catches for 40 yards with a long of 31 yards against TCU
- ✓ Season-high 83 receiving yards at Texas Tech
- ✓ Hauled in a career single-game best seven catches against Kansas State and tallied game-winning TD with a seven-yard, fourth-quarter reception
- ✓ Game-high six receptions in win vs. BYU

2016 Game-By-Game

| Opponent | No. | Yards | Avg. | TDs | Long |
|----------------|-----------|------------|-------------|----------|-----------|
| Missouri | 0 | 0 | 0 | 0 | 0 |
| Youngstown St. | 0 | 0 | 0 | 0 | 0 |
| BYU | 6 | 32 | 5.3 | 0 | 9 |
| Kansas State | 7 | 67 | 9.6 | 1 | 17 |
| Texas Tech | 4 | 83 | 20.8 | 0 | 51 |
| TCU | 3 | 40 | 13.3 | 0 | 31 |
| Oklahoma State | 3 | 9 | 3.0 | 0 | 3 |
| Kansas | 2 | 11 | 5.5 | 0 | 7 |
| Texas | 3 | 30 | 10.0 | 0 | 36 |
| Oklahoma | 3 | 39 | 13.0 | 1 | 20 |
| Iowa State | | | | | |
| Baylor | | | | | |
| Totals | 31 | 311 | 10.0 | 2 | 51 |

2016 Single-Game Bests

Receptions 7 vs. Kansas State
Receiving Yards 83 at Texas Tech
Receiving Touchdowns 1 vs. Kansas State, vs. Oklahoma
Long Reception 51 at Texas Tech

Career Bests

Receptions 7 vs. Kansas State (*16)
Receiving Yards 121 vs. Georgia Southern (*15)
Receiving Touchdowns 1 (7 times)
Long Reception 57 vs. Georgia Southern (*15)

Durante's Receiving Statistics

| Year | Games | No. | Yards | Avg. | TD | Long |
|---------------|-----------|-----------|------------|-------------|----------|-----------|
| 2016 | 10 | 31 | 311 | 10.0 | 2 | 51 |
| 2015 | 12 | 24 | 378 | 15.8 | 5 | 57 |
| Totals | 22 | 55 | 689 | 12.5 | 7 | 57 |



SHELTON GIBSON

Height: 6-0 | Weight: 198 | Class: Redshirt Junior
Last School: Cleveland Heights | Hometown: Cleveland, Ohio

2016 Notes

- ✓ Has played in 35 games and started 23
- ✓ Ranks No. 6 nationally and No. 1 in the Big 12 in yards per reception at 20.70 per-catch average
- ✓ Ranks No. 23 nationally and No. 4 in the Big 12 in all-purpose yards with a 134.4 per-game average
- ✓ Ranks No. 7 in the Big 12 in receiving yards per game (76.6)
- ✓ Ranks No. 8 in the Big 12 in receiving yards, with 766
- ✓ Ranks No. 9 in the Big 12 with six receiving touchdowns
- ✓ Ranks No. 15 in the Big 12 in receptions per game (3.7)
- ✓ Has eight career 100-yard receiving games
- ✓ Tied with Kevin White and Danny Buggs for 11th place all-time with 15 career touchdown receptions
- ✓ Had two catches for 65 yards with a season-long reception of 61 yards vs. Oklahoma
- ✓ Netted 65 yards on four receptions at Texas
- ✓ Had a career-best two TD receptions vs. Kansas; also finished with 102 yards receiving on four catches
- ✓ Hauled in a 19-yard TD reception at Oklahoma State
- ✓ Scored third TD of the season - 22-yard catch vs. TCU
- ✓ Talled third straight 100-yard receiving game with game-high 104 yards on three catches vs. K-State
- ✓ Hauled in a 52-yard reception against the Wildcats, his second-longest catch of the season and his third reception of 50 yards or more in as many games
- ✓ Paced the field with 144 yards receiving on four catches in BYU win; second straight 100-yard receiving game
- ✓ Career day against Youngstown State, catching six passes, including two touchdowns, for a career-high 171 yards receiving, his fifth career 100-yard day; it was the 24th-best receiving day in program history

2016 Game-By-Game

| Opponent | No. | Yards | Avg. | TDs | Long |
|----------------|-----------|------------|-------------|----------|-----------|
| Missouri | 6 | 39 | 6.5 | 0 | 11 |
| Youngstown St. | 6 | 171 | 28.5 | 2 | 57 |
| BYU | 4 | 144 | 36.0 | 0 | 51 |
| Kansas State | 3 | 104 | 34.7 | 0 | 52 |
| Texas Tech | 4 | 14 | 3.5 | 0 | 8 |
| TCU | 2 | 29 | 14.5 | 1 | 22 |
| Oklahoma State | 2 | 33 | 16.5 | 1 | 19 |
| Kansas | 4 | 102 | 25.5 | 2 | 40 |
| Texas | 4 | 65 | 16.3 | 0 | 23 |
| Oklahoma | 2 | 65 | 32.5 | 0 | 61 |
| Iowa State | | | | | |
| Baylor | | | | | |
| Totals | 37 | 766 | 20.7 | 6 | 61 |

2016 Single-Game Bests

Receptions..... 6 vs. Missouri, vs. Youngstown State
 Receiving Yards..... 171 vs. Youngstown State
 Receiving Touchdowns..... 2 vs. YSU, vs. Kansas
 Long Reception 61 vs. Oklahoma

Career Bests

Receptions..... 6 (4 times)
 Receiving Yards..... 171 vs. Youngstown State ('16)
 Receiving Touchdowns..... 2 (3 times)
 Long Reception 70 at Baylor ('15)

Gibson's Receiving Statistics

| Year | Games | No. | Yards | Avg. | TD | Long |
|---------------|-----------|-----------|-------------|-------------|-----------|-----------|
| 2016 | 10 | 37 | 766 | 20.7 | 6 | 61 |
| 2015 | 13 | 37 | 887 | 24.0 | 9 | 70 |
| 2014 | 12 | 4 | 60 | 15.0 | 0 | 47 |
| Totals | 35 | 78 | 1713 | 22.0 | 15 | 70 |



SKYLER HOWARD

Height: 6-0 | Weight: 210 | Class: Senior
Last School: Riverside City Coll. | Hometown: Ft. Worth, Texas

2016 Notes

- ✓ Has played in 27 career games and started 25
- ✓ Ranks No. 18 nationally and No. 5 in the Big 12 in total offense (307.9 avg.)
- ✓ Ranks No. 22 nationally and No. 3 in the Big 12 in yards per pass attempt (8.32)
- ✓ Ranks No. 22 nationally and No. 5 in the Big 12 in passing yards per game (275.3 avg.)
- ✓ Ranks No. 25 nationally and No. 5 in the Big 12 in points responsible for per game (16.2)
- ✓ Ranks No. 26 nationally and No. 4 in the Big 12 in completions per game (20.8 avg.)
- ✓ Ranks No. 27 nationally and No. 4 in the Big 12 in completion percentage (.628)
- ✓ Ranks No. 29 nationally and No. 5 in the Big 12 in passing yards (2,753)
- ✓ Ranks No. 34 nationally and No. 4 in the Big 12 in passing efficiency (145.6)
- ✓ Ranks No. 4 in the Big 12 in passing yards per completion (13.2 avg.)
- ✓ Ranks No. 5 in the Big 12 in points responsible for (162)
- ✓ Ranks No. 6 in the Big 12 in passing touchdowns (19)
- ✓ Ranks No. 8 in the Big 12 in rushing touchdowns (8)
- ✓ Has completed eight passes of 50 yards or more this season, including one in four straight games (Youngstown State-Texas Tech)
- ✓ With four touchdown passes against TCU, moved into fourth place all-time in career touchdown passes, passing Chad Johnston (1993-96), Oliver Luck (1978-81) and Rasheed Marshall (2001-04) for fourth place; he now has 53 career touchdown passes
- ✓ With 6,727 passing yards, moved past Pat White for third place on the all-time list
- ✓ With 485 career passing completions, moved past Rasheed Marshall for fifth place on the all-time list
- ✓ With 67 touchdowns responsible for, moved passed Ira Errett Rodgers for fourth place on the all-time list
- ✓ Completed 12-of-27 with a long of 61 and two passing touchdowns and two rushing touchdowns against Oklahoma, becoming the first Mountaineer to run for at least two touchdowns and pass for at least two touchdowns in a game twice in a season since Pat White in 2007.
- ✓ Connected with Ka'Roun White on a 29-yard TD at Texas
- ✓ Responsible for five touchdowns against Kansas, three passing, two rushing
- ✓ Ran for and threw one TD at Oklahoma State
- ✓ Threw four touchdowns in win against TCU
- ✓ Threw one TD and ran for two more at Texas Tech for his first career multiple rushing TD game
- ✓ Finished with a career-high 41 pass attempts against Kansas State
- ✓ Tallied a career-high 31 pass completions in win vs. BYU; also accounted for two TDs (one passing, one rushing)
- ✓ Matched a career high with five touchdown passes in win over Youngstown State; also completed 20 passes for season-high 389 yards
- ✓ Finished with a season-high 23 pass completions in 2016 opener vs. Missouri

2016 Game-By-Game

| Opponent | Comp. | Att. | Int. | Pct. | Yards | TDs | Long |
|----------------|------------|------------|-----------|-------------|-------------|-----------|-----------|
| Missouri | 23 | 35 | 1 | .657 | 253 | 0 | 29 |
| Youngstown St. | 20 | 33 | 1 | .606 | 389 | 5 | 57 |
| BYU | 31 | 40 | 1 | .775 | 332 | 1 | 51 |
| Kansas State | 24 | 41 | 1 | .585 | 298 | 1 | 52 |
| Texas Tech | 21 | 31 | 0 | .677 | 318 | 1 | 53 |
| TCU | 16 | 23 | 0 | .696 | 231 | 4 | 36 |
| Oklahoma St. | 24 | 39 | 2 | .615 | 212 | 1 | 20 |
| Kansas | 16 | 27 | 0 | .593 | 260 | 3 | 40 |
| Texas | 21 | 35 | 3 | .600 | 269 | 1 | 36 |
| Oklahoma | 12 | 27 | 1 | .444 | 191 | 2 | 61 |
| Iowa State | | | | | | | |
| Baylor | | | | | | | |
| Totals | 208 | 331 | 10 | .628 | 2753 | 19 | 61 |

2016 Single-Game Bests

Rushing Yards 89 at Texas Tech
 Rushing Attempts 16 vs. TCU
 Rushing Touchdowns 2 (3 times)
 Long Rush 33 vs. Kansas
 Passing Attempts..... 41 vs. Kansas State
 Passing Completions..... 31 vs. BYU
 Passing Yards..... 389 vs. Youngstown State
 Passing Touchdowns..... 5 vs. Youngstown State
 Long Completion 61 vs. Oklahoma

Career Bests

Rushing Yards 129 at Kansas ('15)
 Rushing Attempts 19 vs. Oklahoma State ('15)
 Rushing Touchdowns 2 (3 times)
 Long Rush 50 at Oklahoma ('15)
 Passing Attempts..... 51 vs. Arizona State ('15)
 Passing Completions..... 31 vs. BYU ('16)
 Passing Yards..... 532 vs. Arizona State ('15)
 Passing Touchdowns..... 5 vs. Arizona State ('15),
 vs. Youngstown State ('16)
 Long Completion 70 at Baylor ('15)

Howard's Passing Statistics

| Year | Games | C/A | Pct. | Yards | TD | Int. | Long |
|---------------|-----------|----------------|-------------|--------------|-----------|-----------|-----------|
| 2016 | 10 | 208/331 | .628 | 2753 | 19 | 10 | 61 |
| 2015 | 13 | 221/403 | .548 | 3,145 | 26 | 14 | 70 |
| 2014 | 4 | 56/110 | .509 | 829 | 8 | 0 | 53 |
| Totals | 27 | 485/844 | .575 | 6,727 | 53 | 24 | 70 |

Howard's Rushing Statistics

| Year | Games | Att. | Yards | Avg. | TD | Long |
|---------------|-----------|------------|------------|------------|-----------|-----------|
| 2016 | 10 | 100 | 326 | 3.3 | 8 | 33 |
| 2015 | 13 | 157 | 502 | 3.2 | 6 | 50 |
| 2014 | 4 | 22 | 140 | 6.4 | 0 | 24 |
| Totals | 27 | 279 | 968 | 3.5 | 14 | 50 |



GARY JENNINGS

Height: 6-2 | Weight: 203 | Class: Sophomore
Last School: Colonial Forge | Hometown: Stafford, Va.

2016 Notes

- ✓ Has played in 23 career games
- ✓ Scored first touchdown of season with an 11-yard catch against TCU
- ✓ Season-long 47-yard reception at Texas Tech

2016 Game-By-Game

| Opponent | No. | Yards | Avg. | TDs | Long |
|----------------|----------|-----------|-------------|----------|-----------|
| Missouri | 0 | 0 | 0 | 0 | 0 |
| Youngstown St. | 1 | 11 | 11.0 | 0 | 11 |
| BYU | 1 | 9 | 9.0 | 0 | 9 |
| Kansas State | 1 | 9 | 9.0 | 0 | 9 |
| Texas Tech | 1 | 47 | 47.0 | 0 | 47 |
| TCU | 1 | 11 | 11.0 | 1 | 11 |
| Oklahoma State | 0 | 0 | 0 | 0 | 0 |
| Kansas | 1 | 4 | 4.0 | 0 | 4 |
| Texas | 0 | 0 | 0 | 0 | 0 |
| Oklahoma | 1 | 5 | 5.0 | 0 | 5 |
| Iowa State | | | | | |
| Baylor | | | | | |
| Totals | 7 | 96 | 13.7 | 1 | 47 |

2016 Single-Game Bests

Receptions.....1 (7 times)
Receiving Yards.....47 at Texas Tech
Receiving Touchdowns.....1 vs. TCU
Long Reception47 at Texas Tech

Career Bests

Receptions.....4 vs. Liberty ('15)
Receiving Yards.....68 vs. Arizona State ('15)
Receiving Touchdowns.....1 vs. Arizona State ('15)
..... vs. TCU ('16)
Long Reception64 vs. Arizona State ('15)

Jennings' Receiving Statistics

| Year | Games | No. | Yards | Avg. | TD | Long |
|---------------|-----------|-----------|------------|-------------|----------|-----------|
| 2016 | 10 | 7 | 96 | 13.7 | 1 | 47 |
| 2015 | 13 | 7 | 116 | 16.6 | 1 | 64 |
| Totals | 23 | 14 | 212 | 15.1 | 2 | 64 |



DEVONTE MATHIS

Height: 6-1 | Weight: 221 | Class: Redshirt Senior
Last School: Miramar | Hometown: Miami, Fla.

2016 Notes

- ✓ Has played in 36 career games and started two
- ✓ Grabbed a career-long reception of 20 yards against Missouri

2016 Game-By-Game

| Opponent | No. | Yards | Avg. | TDs | Long |
|----------------|----------|-----------|-------------|----------|-----------|
| Missouri | 1 | 20 | 20.0 | 0 | 20 |
| Youngstown St. | 0 | 0 | 0 | 0 | 0 |
| BYU | 1 | 13 | 13.0 | 0 | 13 |
| Kansas State | 0 | 0 | 0 | 0 | 0 |
| Texas Tech | 0 | 0 | 0 | 0 | 0 |
| TCU | 0 | 0 | 0 | 0 | 0 |
| Oklahoma State | 1 | 13 | 13.0 | 0 | 13 |
| Kansas | 0 | 0 | 0 | 0 | 0 |
| Texas | 0 | 0 | 0 | 0 | 0 |
| Oklahoma | 0 | 0 | 0 | 0 | 0 |
| Iowa State | | | | | |
| Baylor | | | | | |
| Totals | 3 | 46 | 15.3 | 0 | 20 |

2016 Single-Game Bests

Receptions.....1 (3 times)
Receiving Yards.....20 vs. Missouri
Receiving Touchdowns.....
Long Reception20 vs. Missouri

Career Bests

Receptions.....4 vs. William & Mary ('13)
Receiving Yards.....44 vs. William & Mary ('13)
Receiving Touchdowns.....
Long Reception20 vs. Missouri ('16)

Mathis' Receiving Statistics

| Year | Games | No. | Yards | Avg. | TD | Long |
|---------------|-----------|-----------|------------|-------------|----------|-----------|
| 2016 | 10 | 3 | 46 | 15.3 | 0 | 20 |
| 2015 | 10 | 6 | 47 | 7.8 | 0 | 14 |
| 2014 | 8 | 0 | 0 | 0 | 0 | 0 |
| 2013 | 8 | 7 | 82 | 11.7 | 0 | 19 |
| Totals | 36 | 16 | 175 | 10.9 | 0 | 20 |



KENNEDY MCKOY

Height: 6-0 | Weight: 204 | Class: Freshman
Last School: North Davidson | Hometown: Lexington, N.C.

2016 Notes

- ✓ Has played in 10 games as a true freshman, including two starts
- ✓ Injured on his first carry against Oklahoma and did not return
- ✓ Earned his first career start at Texas
- ✓ Ranks No. 16 in the Big 12 in rushing yards per game (46.4)
- ✓ Tallied first career rushing TDs with two scores at Texas, finished with a team-high 73 yards rushing
- ✓ Ran for a career-best 127 yards with a long of 44 yards against Kansas
- ✓ Ran for a game-high 83 yards on a season-high 10 rushing attempts at Oklahoma State with a long run of 15 yards
- ✓ Ran for a season-best 99 yards at Texas Tech; including season-long run of 38 yards
- ✓ Saw first career action against Missouri
- ✓ First career rush, reception and touchdown was against Youngstown State

2016 Game-By-Game

| Opponent | Att. | Yds | Avg. | TDs | Long | Rec | Yds | TDs |
|----------------|-----------|------------|------------|----------|-----------|----------|-----------|----------|
| Missouri | 0 | 0 | 0 | 0 | 0 | 0 | 0 | 0 |
| Youngstown St. | 3 | 34 | 11.3 | 0 | 22 | 1 | 21 | 1 |
| BYU | 1 | 5 | 5.0 | 0 | 5 | 2 | 11 | 0 |
| Kansas State | 0 | 0 | 0 | 0 | 0 | 0 | 0 | 0 |
| Texas Tech | 4 | 99 | 24.8 | 0 | 38 | 0 | 0 | 0 |
| TCU | 7 | 38 | 5.4 | 0 | 26 | 0 | 0 | 0 |
| Oklahoma State | 10 | 83 | 8.3 | 0 | 15 | 1 | 4 | 0 |
| Kansas | 18 | 127 | 7.1 | 0 | 44 | 0 | 0 | 0 |
| Texas | 25 | 73 | 2.9 | 2 | 10 | 3 | 17 | 0 |
| Oklahoma | 1 | 5 | 5.0 | 0 | 5 | 0 | 0 | 0 |
| Iowa State | | | | | | | | |
| Baylor | | | | | | | | |
| Totals | 69 | 473 | 6.7 | 2 | 44 | 7 | 53 | 1 |

2016 Single-Game Bests

Rushing Yards127 vs. Kansas
Rushing Attempts25 at Texas
Rushing Touchdowns2 at Texas
Long Rush44 vs. Kansas
Receptions.....3 at Texas
Receiving Yards.....21 vs. Youngstown State
Receiving Touchdowns.....1 vs. Youngstown State
Long Reception21 vs. Youngstown State

McKoy's Rushing Statistics

| Year | Games | Att. | Yards | Avg. | TD | Long |
|------|-------|------|-------|------|----|------|
| 2016 | 10 | 69 | 473 | 6.7 | 2 | 44 |

McKoy's Receiving Statistics

| Year | Games | No. | Yards | Avg. | TD | Long |
|------|-------|-----|-------|------|----|------|
| 2016 | 10 | 7 | 53 | 7.6 | 1 | 21 |



RUSHEL SHELL III

Height: 5-10 | Weight: 225 | Class: Redshirt Senior
Last School: Pitt | Hometown: Hopewell, Pa.

2016 Notes

- ✓ Has played in 33 career games and started 18
- ✓ Tied for No. 10 on WVU's career rushing touchdown list with 20
- ✓ Ranks No. 10 in the Big 12 in rushing yards per game (63.1 avg.), No. 12 in rushing yards per carry (4.9), No. 15 in rushing yards (505) and No. 17 in rushing touchdowns (5)
- ✓ Shows 2,001 career rushing yards and ranks 17th on WVU's all-time career list
- ✓ Recorded 100-yard rushing games in back-to-back weeks at Texas Tech and vs. TCU
- ✓ Second on the team with at least one reception in 16 straight games
- ✓ Ran for 38 yards at Oklahoma State before being sidelined with an injury
- ✓ Season- and game-high 117 rushing yards against TCU
- ✓ Scored two rushing TDs at Texas Tech for his fifth career game with two or more TDs
- ✓ Went over 100 yards rushing at Texas Tech for the first time this season and the first time since gaining 146 yards at Iowa State in 2014
- ✓ First two-TD game of 2016 in win vs. BYU
- ✓ Paced the field with 84 rushing yards in win over Youngstown State
- ✓ Finished second on team with 90 yards rushing against Missouri
- ✓ Hauled in a career-long reception of 22 yards against Missouri

2016 Game-By-Game

| Opponent | Att. | Yds | Avg. | TDs | Long | Rec | Yds | TD |
|----------------|------------|------------|------------|----------|-----------|-----------|-----------|----------|
| Missouri | 16 | 90 | 5.6 | 1 | 23 | 1 | 22 | 0 |
| Youngstown St. | 16 | 84 | 5.2 | 0 | 21 | 1 | 5 | 0 |
| BYU | 11 | 35 | 3.2 | 2 | 10 | 4 | 22 | 0 |
| Kansas State | 8 | 35 | 4.4 | 0 | 12 | 1 | 5 | 0 |
| Texas Tech | 21 | 104 | 5.0 | 2 | 14 | 1 | 2 | 0 |
| TCU | 24 | 117 | 4.9 | 0 | 20 | 2 | 35 | 0 |
| Oklahoma State | 7 | 38 | 5.4 | 0 | 15 | 1 | 3 | 0 |
| Kansas | | | | | | | | |
| Texas | 1 | 2 | 2.0 | 0 | 2 | 0 | 0 | 0 |
| Oklahoma | | | | | | | | |
| Iowa State | | | | | | | | |
| Baylor | | | | | | | | |
| Totals | 104 | 505 | 4.9 | 5 | 23 | 11 | 94 | 0 |

2016 Single-Game Bests

| | |
|----------------------|--------------------------|
| Rushing Yards | 117 vs. TCU |
| Rushing Attempts | 24 vs. TCU |
| Rushing Touchdowns | 2 vs. BYU, at Texas Tech |
| Long Rush | 23 vs. Missouri |
| Receptions | 4 vs. BYU |
| Receiving Yards | 35 vs. TCU |
| Receiving Touchdowns | |
| Long Reception | 28 vs. TCU |

Career Bests

| | |
|----------------------|-----------------------------------|
| Rushing Yards | 146 at Iowa State ('14) |
| Rushing Attempts | 27 at Maryland ('14) |
| Rushing Touchdowns | 2 (5 times) |
| Long Rush | 54 at Iowa State ('14) |
| Receptions | 4 vs. Towson ('14), vs. BYU ('16) |
| Receiving Yards | 47 vs. Towson ('14) |
| Receiving Touchdowns | |
| Long Reception | 28 vs. TCU ('16) |

Shell's Rushing Statistics

| Year | Games | Att. | Yards | Avg. | TD | Long |
|---------------|-----------|------------|-------------|------------|-----------|-----------|
| 2016 | 8 | 104 | 505 | 4.9 | 5 | 23 |
| 2015 | 13 | 161 | 708 | 4.4 | 8 | 43 |
| 2014 | 12 | 176 | 788 | 4.5 | 7 | 54 |
| Totals | 33 | 441 | 2001 | 4.5 | 20 | 54 |

Shell's Receiving Statistics

| Year | Games | No. | Yards | Avg. | TD | Long |
|---------------|-----------|-----------|------------|------------|----------|-----------|
| 2016 | 8 | 11 | 94 | 8.5 | 0 | 28 |
| 2015 | 13 | 16 | 101 | 6.3 | 0 | 17 |
| 2014 | 12 | 21 | 140 | 6.7 | 0 | 19 |
| Totals | 33 | 48 | 335 | 7.0 | 0 | 28 |



ELIJAH WELLMAN

Height: 6-1 | Weight: 240 | Class: Redshirt Junior
Last School: Spring Valley | Hometown: Huntington, W.Va.

2016 Notes

- ✓ Has played in 35 career games and started eight

2016 Game-By-Game

| Opponent | Att. | Yds | Avg. | TDs | Long | Rec | Yds | TDs |
|----------------|-----------|-----------|------------|----------|-----------|----------|----------|----------|
| Missouri | 3 | 22 | 7.3 | 0 | 11 | 0 | 0 | 0 |
| Youngstown St. | 3 | 6 | 2.0 | 0 | 4 | 0 | 0 | 0 |
| BYU | 0 | 0 | 0 | 0 | 0 | 1 | 4 | 0 |
| Kansas State | 0 | 0 | 0 | 0 | 0 | 1 | 4 | 0 |
| Texas Tech | 2 | -2 | -1.0 | 0 | 1 | 0 | 0 | 0 |
| TCU | 0 | 0 | 0 | 0 | 0 | 0 | 0 | 0 |
| Oklahoma State | 0 | 0 | 0 | 0 | 0 | 0 | 0 | 0 |
| Kansas | 3 | 5 | 1.7 | 0 | 4 | 0 | 0 | 0 |
| Texas | 0 | 0 | 0 | 0 | 0 | 0 | 0 | 0 |
| Oklahoma | 0 | 0 | 0 | 0 | 0 | 0 | 0 | 0 |
| Iowa State | | | | | | | | |
| Baylor | | | | | | | | |
| Totals | 11 | 31 | 2.8 | 0 | 11 | 2 | 8 | 0 |

2016 Single-Game Bests

| | |
|----------------------|-------------------------|
| Rushing Yards | 22 vs. Missouri |
| Rushing Attempts | 3 (3 times) |
| Rushing Touchdowns | |
| Long Rush | 11 vs. Missouri |
| Receptions | 1 vs. BYU, Kansas State |
| Receiving Yards | 4 vs. BYU, Kansas State |
| Receiving Touchdowns | |
| Long Reception | 4 vs. BYU, Kansas State |

Career Bests

| | |
|----------------------|-----------------------------------|
| Rushing Yards | 35 vs. Iowa State ('15) |
| Rushing Attempts | 5 at Kansas, vs. Iowa State ('15) |
| Rushing Touchdowns | 1 vs. Texas ('15) |
| Long Rush | 14 vs. Iowa State ('15) |
| Receptions | 1 (10 times) |
| Receiving Yards | 10 vs. Alabama ('14) |
| Receiving Touchdowns | 1 (3 times) |
| Long Reception | 10 vs. Alabama ('14) |

Wellman's Rushing Statistics

| Year | Games | Att. | Yards | Avg. | TD | Long |
|---------------|-----------|-----------|------------|------------|----------|-----------|
| 2016 | 10 | 11 | 31 | 2.8 | 0 | 11 |
| 2015 | 13 | 14 | 73 | 5.2 | 1 | 17 |
| 2014 | 12 | 2 | 4 | 2.0 | 0 | 2 |
| Totals | 35 | 27 | 108 | 4.0 | 1 | 17 |

Wellman's Receiving Statistics

| Year | Games | No. | Yards | Avg. | TD | Long |
|---------------|-----------|-----------|-----------|------------|----------|-----------|
| 2016 | 10 | 2 | 8 | 4.0 | 0 | 4 |
| 2015 | 13 | 5 | 16 | 3.1 | 2 | 7 |
| 2014 | 12 | 4 | 11 | 2.8 | 1 | 10 |
| Totals | 35 | 11 | 35 | 3.2 | 3 | 10 |



DAIKIEL SHORTS JR.

Height: 6-1 | Weight: 202 | Class: Senior
Last School: Eastern Christian | Hometown: Clayton, N.J.

2016 Notes

- ✓ Has played in 48 career games and started 32
- ✓ Ranks No. 6 in the Big 12 in receiving yards per game (77.7)
- ✓ Ranks No. 9 in the Big 12 in catches per game (5.3 avg.)
- ✓ Ranks No. 6 in the Big 12 in receiving yards (777)
- ✓ Ranks No. 12 in the Big 12 in yards per reception (14.7)
- ✓ Ranks No. 17 in the Big 12 with four receiving touchdowns
- ✓ Tied with three players for No. 14 all-time with 13 WVU career touchdown receptions
- ✓ Moved into sixth all-time in career receptions with 167
- ✓ Jumped four places to No. 6 on WVU's career receiving yards chart with 2,146 yards
- ✓ Leads WVU with at least one catch in the last 23 games
- ✓ Netted 75 yards on five catches at Texas
- ✓ Had a team-best seven catches for 104 yards with a touchdown against Kansas
- ✓ Paced offense at Oklahoma State with 82 yards on eight catches
- ✓ Game-high 74 yards receiving on four catches and a touchdown vs. TCU
- ✓ Finished with his second 100-yard receiving game of the season at Texas Tech with three catches for 100 yards
- ✓ Had a season and career long 53-yard reception at Texas Tech
- ✓ His 31-yard catch against Kansas State was a season long and his longest reception since hauling in a 38 yard catch at TCU on Nov. 2, 2013
- ✓ Fourth-quarter TD reception vs. BYU proved to be the difference in the win
- ✓ Hauled in six passes for 93 yards, including an 11-yard TD, in win vs. Youngstown State
- ✓ In season opener against Missouri, caught eight passes for a career-best 131 yards, his first career 100-yard receiving game

2016 Game-By-Game

| Opponent | No. | Yards | Avg. | TDs | Long |
|----------------|-----------|------------|-------------|----------|-----------|
| Missouri | 8 | 131 | 16.4 | 0 | 29 |
| Youngstown St. | 6 | 93 | 15.5 | 1 | 22 |
| BYU | 5 | 22 | 4.4 | 1 | 9 |
| Kansas State | 5 | 72 | 14.4 | 0 | 31 |
| Texas Tech | 3 | 100 | 33.3 | 0 | 53 |
| TCU | 4 | 74 | 18.5 | 1 | 36 |
| Oklahoma State | 8 | 82 | 10.3 | 0 | 15 |
| Kansas | 7 | 104 | 14.9 | 1 | 22 |
| Texas | 5 | 75 | 15.0 | 0 | 26 |
| Oklahoma | 2 | 24 | 12.0 | 0 | 19 |
| Iowa State | | | | | |
| Baylor | | | | | |
| Totals | 53 | 777 | 14.7 | 4 | 53 |

2016 Single-Game Bests


Receptions.....8 vs. Missouri, at Oklahoma State
Receiving Yards.....131 vs. Missouri
Receiving Touchdowns.....1 (4 times)
Long Reception53 at Texas Tech

Career Bests

Receptions.....9 vs. Texas Tech ('13)
Receiving Yards.....131 vs. Missouri ('16)
Receiving Touchdowns.....2 vs. Georgia State ('13)
Long Reception53 at Texas Tech ('16)

Shorts Jr.'s Receiving Statistics

| Year | Games | No. | Yards | Avg. | TD | Long |
|---------------|-----------|------------|--------------|-------------|-----------|-----------|
| 2016 | 10 | 53 | 777 | 14.7 | 4 | 53 |
| 2015 | 13 | 45 | 528 | 11.7 | 5 | 29 |
| 2014 | 13 | 24 | 346 | 14.4 | 2 | 29 |
| 2013 | 12 | 45 | 495 | 11.0 | 2 | 38 |
| Totals | 48 | 167 | 2,146 | 12.9 | 13 | 53 |



KA'RAUN WHITE

Height: 6-1 | Weight: 200 | Class: Redshirt Junior
Last School: Lackawanna College | Hometown: Macungie, Pa.

2016 Notes

- ✓ Has played in 19 career games and started 12
- ✓ Ranks No. 12 in the Big 12 in receptions per game (4.6) and No. 15 in receiving yards per game (54.6)
- ✓ Ranks No. 15 in the Big 12 with 546 total receiving yards
- ✓ Ranks No. 17 in the Big 12 with four receiving touchdowns
- ✓ Had four catches for 58 yards with a touchdown against Oklahoma
- ✓ Hauled in a 29-yard TD reception at Texas; paced the team with six catches for 82 yards
- ✓ Second on team at Oklahoma State with six catches for 60 yards
- ✓ Grabbed second touchdown of season with 16 yard catch vs. TCU; tied with Daikiel Shorts Jr with a game-high four receptions
- ✓ Hauled in a career single-game high seven receptions at Texas Tech
- ✓ Career outing in win vs. Youngstown State, catching five passes, a single-game career best, for 88 yards and one touchdown

2016 Game-By-Game

| Opponent | No. | Yards | Avg. | TDs | Long |
|----------------|-----------|------------|-------------|----------|-----------|
| Missouri | 2 | 32 | 16.0 | 0 | 25 |
| Youngstown St. | 5 | 88 | 17.6 | 1 | 53 |
| BYU | 4 | 39 | 9.8 | 0 | 19 |
| Kansas State | 5 | 35 | 7.0 | 0 | 13 |
| Texas Tech | 7 | 67 | 9.6 | 0 | 20 |
| TCU | 4 | 42 | 10.5 | 1 | 24 |
| Oklahoma State | 6 | 60 | 10.0 | 0 | 20 |
| Kansas | 3 | 43 | 14.3 | 0 | 17 |
| Texas | 6 | 82 | 13.7 | 1 | 29 |
| Oklahoma | 4 | 58 | 14.5 | 1 | 37 |
| Iowa State | | | | | |
| Baylor | | | | | |
| Totals | 46 | 546 | 11.9 | 4 | 53 |

2016 Single-Game Bests

Receptions.....7 at Texas Tech
Receiving Yards.....88 vs. Youngstown State
Receiving Touchdowns.....1 (4 times)
Long Reception53 vs. Youngstown State

Career Bests

Receptions.....7 at Texas Tech ('16)
Receiving Yards.....116 vs. Arizona State ('15)
Receiving Touchdowns.....1 (5 times)
Long Reception64 vs. Arizona State ('15)

White's Receiving Statistics

| Year | Games | No. | Yards | Avg. | TD | Long |
|---------------|-----------|-----------|------------|-------------|----------|-----------|
| 2016 | 10 | 46 | 546 | 11.9 | 4 | 53 |
| 2015 | 9 | 15 | 275 | 18.3 | 0 | 64 |
| Totals | 19 | 61 | 821 | 13.5 | 4 | 53 |

MOUNTAINEER DEFENSE



JUSTIN ARNDT

Height: 5-11 | Weight: 214 | Class: Redshirt Senior
Last School: Martinsburg | Hometown: Martinsburg, W.Va.

2016 Notes

- ✓ Has played in 45 career games with nine starts
- ✓ Leads the team in tackles (63); tied for the team lead with three sacks and six TFLs
- ✓ Had five tackles, all solo, with a TFL against Oklahoma
- ✓ Led the team with a career-best 12 tackles and added a sack and his first career PBU at Texas
- ✓ Had five tackles against Kansas
- ✓ Tied for the team lead with seven tackles at OSU
- ✓ Recorded a team-best and career-high-tying six solo tackles against TCU
- ✓ Had a team-high-tying five tackles, three solo, at TTU
- ✓ Led the team with 1.5 TFLs with a sack for a loss of 12 yards and totaled five tackles against Kansas State
- ✓ Recorded five tackles vs. BYU
- ✓ Had five tackles and assisted on a TFL vs. Youngstown State
- ✓ Recorded a team-high-tying eight tackles, six solo, with a team-best two TFLs and a sack, in his first career start against Missouri

2016 Game-By-Game

| Opponent | UT/AT/TT | TFL | Sacks | FF | FR | Int | PBU |
|----------------|-----------------|-------------|-------------|----------|----------|----------|----------|
| Missouri | 6/2/8 | 2/11 | 1/9 | 0 | 0 | 0 | 0 |
| Youngstown St. | 3/2/5 | 0.5/1 | 0 | 0 | 0 | 0 | 0 |
| BYU | 2/3/5 | 0 | 0 | 0 | 0 | 0 | 0 |
| Kansas State | 1/4/5 | 1.5/13 | 1/12 | 0 | 0 | 0 | 0 |
| Texas Tech | 3/2/5 | 0 | 0 | 0 | 0 | 0 | 0 |
| TCU | 6/0/6 | 0 | 0 | 0 | 0 | 0 | 0 |
| Oklahoma State | 4/3/7 | 0 | 0 | 0 | 0 | 0 | 0 |
| Kansas | 3/2/5 | 0 | 0 | 0 | 0 | 0 | 0 |
| Texas | 11/1/12 | 1/7 | 1/7 | 0 | 0 | 0 | 1 |
| Oklahoma | 5/0/5 | 1/2 | 0 | 0 | 0 | 0 | 0 |
| Iowa State | | | | | | | |
| Baylor | | | | | | | |
| Totals | 44/19/62 | 6/34 | 3/28 | 0 | 0 | 0 | 1 |

2016 Season-Game Bests

Unassisted Tackles..... 11 at Texas
Assisted Tackles..... 4 vs. Kansas State
Total Tackles..... 12 at Texas
Tackles For Loss..... 2 vs. Missouri
Sacks..... 1 (3 times)
Forced Fumbles.....
Fumble Recoveries.....
Interceptions.....
Pass Breakups..... 1 at Texas

Career Bests

Unassisted Tackles..... 11 at Texas (*16)
Assisted Tackles..... 4 vs. Kansas State (*16)
Total Tackles..... 12 at Texas (*16)
Tackles For Loss..... 2 vs. Missouri (*16)
Sacks..... 1 (3 times)
Forced Fumbles..... 1 vs. Kansas State (*14)
Fumble Recoveries..... 1 vs. Texas (*15)
Interceptions.....
Pass Breakups..... 1 at Texas

Arndt's Defensive Statistics

| Year | GP | T/A/TT | TFL | Sacks | INT | PB | FF | FR |
|---------------|-----------|-----------------|-------------|-------------|----------|----------|----------|----------|
| 2016 | 10 | 44/19/62 | 6/34 | 3/28 | 0 | 1 | 0 | 0 |
| 2015 | 13 | 5/5/10 | 0 | 0 | 0 | 0 | 0 | 1 |
| 2014 | 13 | 9/3/12 | 0 | 0 | 0 | 0 | 1 | 0 |
| 2013 | 9 | 3/2/5 | 0 | 0 | 0 | 0 | 0 | 0 |
| Totals | 45 | 61/29/90 | 6/34 | 3/28 | 0 | 1 | 1 | 1 |



TOYOUS AVERY

Height: 5-10 | Weight: 200 | Class: Redshirt Sophomore
Last School: Coffeyville CC | Hometown: Covington, Ga.

2016 Notes

- ✓ Has played in eight career games
- ✓ Had a career-high-tying four solo tackles with his first career TFL at Texas
- ✓ Notched three solo tackles against Kansas
- ✓ Had four solo tackles and a pass-breakup in his career debut against Missouri

2016 Game-By-Game

| Opponent | UT/AT/TT | TFL | Sacks | FF | FR | Int | PBU |
|----------------|----------------|------------|----------|----------|----------|----------|----------|
| Missouri | 4/0/4 | 0 | 0 | 0 | 0 | 0 | 1 |
| Youngstown St. | 1/0/1 | 0 | 0 | 0 | 0 | 0 | 0 |
| BYU | | | DNP | | | | |
| Kansas State | | | DNP | | | | |
| Texas Tech | 0/0/0 | 0 | 0 | 0 | 0 | 0 | 0 |
| TCU | 0/0/0 | 0 | 0 | 0 | 0 | 0 | 1 |
| Oklahoma State | 0/0/0 | 0 | 0 | 0 | 0 | 0 | 0 |
| Kansas | 3/0/3 | 0 | 0 | 0 | 0 | 0 | 0 |
| Texas | 4/0/4 | 1/1 | 0 | 0 | 0 | 0 | 0 |
| Oklahoma | 1/0/1 | 0 | 0 | 0 | 0 | 0 | 0 |
| Iowa State | | | | | | | |
| Baylor | | | | | | | |
| Totals | 13/0/13 | 1/1 | 0 | 0 | 0 | 0 | 2 |

2016 Season-Game Bests

Unassisted Tackles..... 4 vs. Missouri, at Texas
Assisted Tackles.....
Total Tackles..... 4 vs. Missouri, at Texas
Tackles For Loss..... 1 at Texas
Sacks.....
Forced Fumbles.....
Fumble Recoveries.....
Interceptions.....
Pass Breakups..... 1 vs. Missouri, vs. TCU

Avery's Defensive Statistics

| Year | GP | T/A/TT | TFL | Sacks | INT | PB | FF | FR |
|------|----|---------|-----|-------|-----|----|----|----|
| 2016 | 8 | 13/0/13 | 1/1 | 0 | 0 | 2 | 0 | 0 |



AL-RASHEED BENTON

Height: 6-1 | Weight: 237 | Class: Redshirt Junior
Last School: Shabazz | Hometown: Newark, N.J.

2016 Notes

- ✓ Has played in 36 career games and started 11
- ✓ Second on the team in tackles with 60
- ✓ Led the team with a career-best 14 tackles vs. Oklahoma
- ✓ Recovered his first career fumble and had two tackles at Texas
- ✓ Had five tackles against Kansas
- ✓ Tied for the team lead with a career-high-tying seven tackles at Oklahoma State
- ✓ Notched a team-high-tying six tackles vs. TCU
- ✓ Had a team-high-tying five tackles, three solo, at Texas Tech
- ✓ Recorded six tackles against Kansas State
- ✓ Assisted on three tackles and had a QB-hurry vs. BYU
- ✓ Was second on the team with seven tackles and had his first career interception against Youngstown State
- ✓ Notched five tackles, four solo, against Missouri

2016 Game-By-Game

| Opponent | UT/AT/TT | TFL | Sacks | FF | FR | Int | PBU |
|----------------|-----------------|----------|----------|----------|------------|-------------|----------|
| Missouri | 4/1/5 | 0 | 0 | 0 | 0 | 0 | 0 |
| Youngstown St. | 6/1/7 | 0 | 0 | 0 | 0 | 1/13 | 0 |
| BYU | 0/3/3 | 0 | 0 | 0 | 0 | 0 | 0 |
| Kansas State | 4/2/6 | 0 | 0 | 0 | 0 | 0 | 0 |
| Texas Tech | 3/2/5 | 0 | 0 | 0 | 0 | 0 | 0 |
| TCU | 3/3/6 | 0 | 0 | 0 | 0 | 0 | 0 |
| Oklahoma State | 4/3/7 | 0 | 0 | 0 | 0 | 0 | 0 |
| Kansas | 4/1/5 | 0 | 0 | 0 | 0 | 0 | 0 |
| Texas | 1/1/2 | 0 | 0 | 0 | 1/0 | 0 | 0 |
| Oklahoma | 10/4/14 | 0 | 0 | 0 | 0 | 0 | 0 |
| Iowa State | | | | | | | |
| Baylor | | | | | | | |
| Totals | 39/21/60 | 0 | 0 | 0 | 1/0 | 1/13 | 0 |

2016 Season-Game Bests

Unassisted Tackles..... 10 vs. Oklahoma
Assisted Tackles..... 4 vs. Oklahoma
Total Tackles..... 14 vs. Oklahoma
Tackles For Loss.....
Sacks.....
Forced Fumbles.....
Fumble Recoveries..... 1 at Texas
Interceptions..... 1 vs. Youngstown State
Pass Breakups.....

Career Bests

Unassisted Tackles..... 10 vs. Oklahoma (*16)
Assisted Tackles..... 4 vs. Oklahoma (*16)
Total Tackles..... 14 vs. Oklahoma (*16)
Tackles For Loss..... 2 vs. Liberty (*15)
Sacks.....
Forced Fumbles.....
Fumble Recoveries..... 1 at Texas
Interceptions..... 1 vs. Youngstown State (*16)
Pass Breakups.....

Benton's Defensive Statistics

| Year | GP | T/A/TT | TFL | Sacks | INT | PB | FF | FR |
|---------------|-----------|-----------------|------------|----------|-------------|----------|----------|----------|
| 2016 | 10 | 39/21/60 | 0 | 0 | 1/13 | 0 | 0 | 1 |
| 2015 | 13 | 14/7/21 | 4/8 | 0 | 0 | 0 | 0 | 0 |
| 2014 | 13 | 3/3/6 | 0 | 0 | 0 | 0 | 0 | 0 |
| Totals | 36 | 56/31/87 | 4/8 | 0 | 1/13 | 0 | 0 | 1 |



CHRISTIAN BROWN

Height: 6-2 | Weight: 305 | Class: Redshirt Senior
Last School: Bridgeton | Hometown: Ft. Myers, Fla.

2016 Notes

- ✓ Has played in 50 career games and started 24
- ✓ Had a season-high six tackles at Texas with one PBU
- ✓ Posted a pair of solo tackles against Kansas
- ✓ Had three tackles against TCU
- ✓ Recorded a sack with four total tackles at Texas Tech
- ✓ Notched a TFL and three total tackles against Kansas State
- ✓ Had a tackle and a pass break-up against BYU
- ✓ Had two tackles, including a TFL, vs. Youngstown State
- ✓ Recovered his first career fumble and recorded three tackles, one solo, against Missouri

2016 Game-By-Game

| Opponent | UT/AT/TT | TFL | Sacks | FF | FR | Int | PBU |
|----------------|----------------|------------|------------|----------|------------|----------|----------|
| Missouri | 1/2/3 | 0 | 0 | 0 | 1/0 | 0 | 0 |
| Youngstown St. | 2/0/2 | 1/1 | 0 | 0 | 0 | 0 | 0 |
| BYU | 0/1/1 | 0 | 0 | 0 | 0 | 0 | 1 |
| Kansas State | 2/1/3 | 1/3 | 0 | 0 | 0 | 0 | 0 |
| Texas Tech | 3/1/4 | 1/5 | 1/5 | 0 | 0 | 0 | 0 |
| TCU | 2/1/3 | 0 | 0 | 0 | 0 | 0 | 0 |
| Oklahoma State | 0/0/0 | 0 | 0 | 0 | 0 | 0 | 0 |
| Kansas | 2/0/2 | 0 | 0 | 0 | 0 | 0 | 0 |
| Texas | 3/3/6 | 0 | 0 | 0 | 0 | 0 | 1 |
| Oklahoma | 0/0/0 | 0 | 0 | 0 | 0 | 0 | 0 |
| Iowa State | | | | | | | |
| Baylor | | | | | | | |
| Totals | 15/9/24 | 3/9 | 1/5 | 0 | 1/0 | 0 | 2 |

2016 Season-Game Bests

Unassisted Tackles.....3 at Texas Tech, at Texas
Assisted Tackles.....3 at Texas
Total Tackles.....6 at Texas
Tackles For Loss.....1 vs. YSU, vs. Kansas State, at Texas Tech
Sacks.....1 at Texas Tech
Forced Fumbles.....
Fumble Recoveries.....1 vs. Missouri
Interceptions.....
Pass Breakups.....1 vs. BYU, at Texas

Career Bests

Unassisted Tackles.....5 vs. Texas A&M (*14)
Assisted Tackles.....3 at TCU (*15), at Texas (*16)
Total Tackles.....7 vs. Texas A&M (*14)
Tackles For Loss.....1.5 vs. Iowa State (*15)
Sacks.....1 (3 times)
Forced Fumbles.....1 vs. Oklahoma (*12)
Fumble Recoveries.....1 vs. Missouri (*16)
Interceptions.....
Pass Breakups.....1 (3 times)

Brown's Defensive Statistics

| Year | GP | T/A/TT | TFL | Sacks | INT | PB | FF | FR |
|---------------|-----------|-----------------|---------------|-------------|----------|----------|----------|------------|
| 2016 | 10 | 15/9/24 | 3/9 | 1/5 | 0 | 2 | 0 | 1/0 |
| 2015 | 13 | 24/9/33 | 4.5/20 | 2/15 | 0 | 0 | 0 | 0 |
| 2014 | 12 | 13/8/21 | 0 | 0 | 0 | 1 | 0 | 0 |
| 2013 | 4 | 1/2/3 | 0 | 0 | 0 | 0 | 0 | 0 |
| 2012 | 11 | 7/3/11 | 2/2 | 0 | 0 | 0 | 1 | 0 |
| Totals | 50 | 61/31/92 | 9.5/31 | 3/20 | 0 | 3 | 1 | 1/0 |



ANTONIO CRAWFORD

Height: 5-10 | Weight: 185 | Class: Redshirt Senior
Last School: Miami | Hometown: Tampa, Fla.

2016 Notes

- ✓ Has played in six career games at WVU with three starts
- ✓ Recorded a pair of solo tackles at Oklahoma State
- ✓ Had two tackles, with one for a loss of three yards vs. TCU
- ✓ Had a solo tackle against Texas Tech
- ✓ Had four tackles and a pass break-up vs. BYU
- ✓ Recorded three solo tackles, including a TFL, with two pass breakups, vs. Youngstown State
- ✓ Led the team with eight tackles, all solo, in his WVU debut against Missouri

2016 Game-By-Game

| Opponent | UT/AT/TT | TFL | Sacks | FF | FR | Int | PBU |
|----------------|----------------|------------|----------|----------|----------|----------|----------|
| Missouri | 8/0/8 | 0 | 0 | 0 | 0 | 0 | 1 |
| Youngstown St. | 3/0/3 | 1/3 | 0 | 0 | 0 | 0 | 2 |
| BYU | 3/1/4 | 0 | 0 | 0 | 0 | 0 | 1 |
| Kansas State | | | DNP | | | | |
| Texas Tech | 1/0/1 | 0 | 0 | 0 | 0 | 0 | 0 |
| TCU | 2/0/2 | 1/3 | 0 | 0 | 0 | 0 | 0 |
| Oklahoma State | 2/0/2 | 0 | 0 | 0 | 0 | 0 | 0 |
| Kansas | | | DNP | | | | |
| Texas | | | DNP | | | | |
| Oklahoma | | | DNP | | | | |
| Iowa State | | | | | | | |
| Baylor | | | | | | | |
| Totals | 19/1/20 | 2/6 | 0 | 0 | 0 | 0 | 4 |

2016 Season-Game Bests

Unassisted Tackles.....8 vs. Missouri
Assisted Tackles.....1 vs. BYU
Total Tackles.....8 vs. Missouri
Tackles For Loss.....1 vs. Youngstown State
Sacks.....
Forced Fumbles.....
Fumble Recoveries.....
Interceptions.....
Pass Breakups.....2 vs. Youngstown State

Crawford's Defensive Statistics

| Year | GP | T/A/TT | TFL | Sacks | INT | PB | FF | FR |
|------|----|---------|-----|-------|-----|----|----|----|
| 2016 | 6 | 19/1/20 | 2/6 | 0 | 0 | 4 | 0 | 0 |



RASUL DOUGLAS

Height: 6-2 | Weight: 203 | Class: Redshirt Senior
Last School: Nassau CC | Hometown: East Orange, N.J.

2016 Notes

- ✓ Has played in 21 career games with nine starts
- ✓ Leads the Big 12 and is second nationally with seven interceptions
- ✓ Ranks No. 3 in the Big 12 and No. 15 nationally in passes defended
- ✓ Fourth-leading tackler for WVU with 51 tackles
- ✓ Had an interception and one solo tackle vs. Oklahoma
- ✓ Had nine tackles and an interception at Texas
- ✓ Had a career-best two interceptions and added a TFL and four total tackles against Kansas
- ✓ Had five solo tackles and a pass breakup at OSU
- ✓ Returned an interception 37 yards and added four tackles against TCU
- ✓ Had three tackles, including first career sack at TTU
- ✓ Had an interception, assisted on a TFL and recorded five tackles against Kansas State
- ✓ Had his second career interception and returned it 54 yards for a touchdown and added six tackles vs. BYU
- ✓ Led the team with a career-best 11 tackles, nine solo, and assisted on a TFL and added two pass breakups against Youngstown State

2016 Game-By-Game

| Opponent | UT/AT/TT | TFL | Sacks | FF | FR | Int | PBU |
|----------------|-----------------|-------------|-------------|----------|----------|-------------|----------|
| Missouri | 3/0/3 | 0 | 0 | 0 | 0 | 0 | 1 |
| Youngstown St. | 9/2/11 | 0.5/0 | 0 | 0 | 0 | 0 | 2 |
| BYU | 1/5/6 | 0 | 0 | 0 | 0 | 1-54 | 0 |
| Kansas State | 3/2/5 | 0.5/1 | 0 | 0 | 0 | 1-0 | 1 |
| Texas Tech | 3/0/3 | 1/11 | 1/11 | 0 | 0 | 0 | 0 |
| TCU | 4/0/4 | 0 | 0 | 0 | 0 | 1-37 | 0 |
| Oklahoma State | 5/0/5 | 0 | 0 | 0 | 0 | 0 | 1 |
| Kansas | 3/1/4 | 1/1 | 0 | 0 | 0 | 2-0 | 0 |
| Texas | 5/4/9 | 0 | 0 | 0 | 0 | 1-3 | 1 |
| Oklahoma | 1/0/1 | 0 | 0 | 0 | 0 | 1-0 | 0 |
| Iowa State | | | | | | | |
| Baylor | | | | | | | |
| Totals | 37/14/51 | 3/13 | 1/11 | 0 | 0 | 7-94 | 6 |

2016 Season-Game Bests

Unassisted Tackles.....9 vs. Youngstown State
Assisted Tackles.....5 vs. BYU
Total Tackles.....11 vs. Youngstown State
Tackles For Loss.....1 at Texas Tech, vs. Kansas
Sacks.....1 at Texas Tech
Forced Fumbles.....
Fumble Recoveries.....
Interceptions.....2 vs. Kansas
Pass Breakups.....2 vs. Youngstown State

Career Bests

Unassisted Tackles.....9 vs. Youngstown State (*16)
Assisted Tackles.....5 vs. BYU (*16)
Total Tackles.....11 vs. Youngstown State (*16)
Tackles For Loss.....1 at Texas Tech (*16), vs. Kansas (*16)
Sacks.....1 at Texas Tech (*16)
Forced Fumbles.....
Fumble Recoveries.....1 at Baylor (*15)
Interceptions.....2 vs. Kansas (*16)
Pass Breakups.....2 vs. Youngstown State (*16)

Douglas' Defensive Statistics

| Year | GP | T/A/TT | TFL | Sacks | INT | PB | FF | FR |
|---------------|-----------|-----------------|-------------|-------------|----------|----------|----------|----------|
| 2016 | 10 | 37/14/51 | 3/13 | 1/11 | 7 | 6 | 0 | 0 |
| 2015 | 11 | 6/2/8 | 0 | 0 | 1 | 1 | 1 | 0 |
| Totals | 21 | 43/16/59 | 3/13 | 1/11 | 8 | 7 | 1 | 0 |



MAURICE FLEMING

Height: 5-11 | Weight: 203 | Class: Redshirt Senior
Last School: Iowa | Hometown: Chicago, Ill

2016 Notes

- ✓ Has played in 10 games and has five starts
- ✓ Had a career-high-tying eight solo tackles and a PBU against Oklahoma
- ✓ Had a career-best nine tackles and two PBUs at Texas
- ✓ Notched four solo tackles against Kansas
- ✓ Had six solo tackles, with one for a loss, at Oklahoma State
- ✓ Recorded three tackles at Texas Tech
- ✓ Had three tackles against Kansas State
- ✓ Forced a fumble, had a game-saving interception and added seven tackles, all career-bests, against BYU
- ✓ Recorded a pair of solo tackles and a pass breakup against Youngstown State
- ✓ Had a tackle in his WVU debut against Missouri

2016 Game-By-Game

| Opponent | UT/AT/TT | TFL | Sacks | FF | FR | Int | PBU |
|----------------|----------------|------------|----------|----------|----------|------------|----------|
| Missouri | 1/0/1 | 0 | 0 | 0 | 0 | 0 | 0 |
| Youngstown St. | 2/0/2 | 0 | 0 | 0 | 0 | 0 | 1 |
| BYU | 6/1/7 | 0 | 0 | 1 | 0 | 1-2 | 1 |
| Kansas State | 2/1/3 | 0 | 0 | 0 | 0 | 0 | 0 |
| Texas Tech | 3/0/3 | 0 | 0 | 0 | 0 | 0 | 0 |
| TCU | 0/0/0 | 0 | 0 | 0 | 0 | 0 | 0 |
| Oklahoma State | 6/0/6 | 1/1 | 0 | 0 | 0 | 0 | 0 |
| Kansas | 4/0/4 | 0 | 0 | 0 | 0 | 0 | 0 |
| Texas | 8/1/9 | 0 | 0 | 0 | 0 | 0 | 2 |
| Oklahoma | 8/0/8 | 0 | 0 | 0 | 0 | 0 | 1 |
| Iowa State | | | | | | | |
| Baylor | | | | | | | |
| Totals | 40/3/43 | 1/1 | 0 | 1 | 0 | 1-2 | 5 |

2016 Season-Game Bests

Unassisted Tackles..... 8 at Texas, vs. Oklahoma
 Assisted Tackles..... 1 vs. BYU, vs. Kansas State, at Texas
 Total Tackles..... 9 at Texas
 Tackles For Loss..... 1 at Oklahoma State
 Sacks.....
 Forced Fumbles..... 1 vs. BYU
 Fumble Recoveries.....
 Interceptions..... 1 vs. BYU
 Pass Breakups..... 2 at Texas

Fleming's Defensive Statistics

| Year | GP | T/A/TT | TFL | Sacks | INT | PB | FF | FR |
|------|----|---------|-----|-------|-----|----|----|----|
| 2016 | 10 | 40/3/43 | 1/1 | 0 | 1 | 5 | 1 | 0 |



JARROD HARPER

Height: 6-0 | Weight: 210 | Class: Redshirt Senior
Last School: Mountain Ridge | Hometown: Frostburg, Md.

2016 Notes

- ✓ Has played in 48 career games with 19 starts
- ✓ Third on the team in tackles with 52
- ✓ Recorded six tackles, all solo, at Texas
- ✓ Led the team with career-best seven solo tackles vs. Kansas
- ✓ Had five tackles with a tackle for loss at Oklahoma State
- ✓ Notched six tackles, all solo, at Texas Tech
- ✓ Led the team with a career-high-tying eight tackles, six solo, vs. Kansas State
- ✓ Second on the team with a career-best eight tackles vs. BYU
- ✓ Third on the team with six tackles vs. Youngstown State
- ✓ Recorded four solo tackles and a pass breakup vs. Missouri

2016 Game-By-Game

| Opponent | UT/AT/TT | TFL | Sacks | FF | FR | Int | PBU |
|----------------|-----------------|------------|----------|----------|----------|----------|----------|
| Missouri | 4/0/4 | 0 | 0 | 0 | 0 | 0 | 1 |
| Youngstown St. | 5/1/6 | 0 | 0 | 0 | 0 | 0 | 0 |
| BYU | 3/5/8 | 0 | 0 | 0 | 0 | 0 | 0 |
| Kansas State | 6/2/8 | 0 | 0 | 0 | 0 | 0 | 0 |
| Texas Tech | 4/0/4 | 0 | 0 | 0 | 0 | 0 | 0 |
| TCU | 0/1/1 | 0 | 0 | 0 | 0 | 0 | 0 |
| Oklahoma State | 4/1/5 | 1/1 | 0 | 0 | 0 | 0 | 0 |
| Kansas | 7/0/7 | 0 | 0 | 0 | 0 | 0 | 0 |
| Texas | 6/0/6 | 0 | 0 | 0 | 0 | 0 | 0 |
| Oklahoma | 1/2/3 | 0 | 0 | 0 | 0 | 0 | 0 |
| Iowa State | | | | | | | |
| Baylor | | | | | | | |
| Totals | 40/12/52 | 1/1 | 0 | 0 | 0 | 0 | 1 |

2016 Season-Game Bests

Unassisted Tackles..... 7 vs. Kansas
 Assisted Tackles..... 5 vs. BYU
 Total Tackles..... 8 vs. BYU, vs. Kansas State
 Tackles For Loss..... 1 at Oklahoma State
 Sacks.....
 Forced Fumbles.....
 Fumble Recoveries.....
 Interceptions.....
 Pass Breakups..... 1 vs. Missouri

Career Bests

Unassisted Tackles..... 7 vs. Kansas ('16)
 Assisted Tackles..... 5 vs. BYU ('16)
 Total Tackles..... 8 vs. BYU ('16), vs. Kansas State ('16)
 Tackles For Loss..... 1 (5 times)
 Sacks..... 1 vs. Towson ('14)
 Forced Fumbles..... 1 at Kansas ('13)
 Fumble Recoveries..... 1 at Kansas ('15)
 Interceptions.....
 Pass Breakups..... 2 vs. OSU ('15), vs. TCU ('15)

Harper's Defensive Statistics

| Year | GP | T/A/TT | TFL | Sacks | INT | PB | FF | FR |
|---------------|-----------|------------------|-------------|------------|----------|----------|----------|----------|
| 2016 | 10 | 40/12/52 | 1/1 | 0 | 0 | 1 | 0 | 0 |
| 2015 | 13 | 29/7/36 | 3/10 | 0 | 0 | 4 | 0 | 1 |
| 2014 | 13 | 9/4/13 | 1/9 | 1/9 | 0 | 0 | 0 | 0 |
| 2013 | 12 | 6/4/10 | 0 | 0 | 0 | 0 | 1 | 0 |
| Totals | 48 | 84/27/111 | 5/20 | 1/9 | 0 | 5 | 1 | 1 |



DARRIEN HOWARD

Height: 6-1 | Weight: 300 | Class: Senior
Last School: Chaminade-Julienne | Hometown: Dayton, Ohio.

2016 Notes

- ✓ Has played in 35 career games with 10 starts
- ✓ Recorded a career-best 10 tackles against Oklahoma
- ✓ Posted a then career-best seven tackles at Texas
- ✓ Had three tackles against Kansas
- ✓ Finished with six tackles at Oklahoma State
- ✓ Had a sack and four total tackles vs. TCU
- ✓ Forced his first career fumble, had a career-best two TFLs, including a sack for a loss of 22 yards, at Texas Tech
- ✓ Tied a career best with a TFL and four solo tackles vs. Kansas State
- ✓ Notched four tackles against BYU
- ✓ Earned his first career start and had six tackles, four solo, against Missouri

2016 Game-By-Game

| Opponent | UT/AT/TT | TFL | Sacks | FF | FR | Int | PBU |
|----------------|-----------------|-------------|-------------|----------|----------|----------|----------|
| Missouri | 4/2/6 | 0 | 0 | 0 | 0 | 0 | 0 |
| Youngstown St. | 0/1/1 | 0 | 0 | 0 | 0 | 0 | 0 |
| BYU | 1/3/4 | 0 | 0 | 0 | 0 | 0 | 0 |
| Kansas State | 4/0/4 | 1/1 | 0 | 0 | 0 | 0 | 0 |
| Texas Tech | 3/1/4 | 2/23 | 1/22 | 1 | 0 | 0 | 0 |
| TCU | 3/1/4 | 1/3 | 1/3 | 0 | 0 | 0 | 0 |
| Oklahoma State | 3/3/6 | 0 | 0 | 0 | 0 | 0 | 0 |
| Kansas | 2/1/3 | 0 | 0 | 0 | 0 | 0 | 0 |
| Texas | 5/2/7 | 0 | 0 | 0 | 0 | 0 | 0 |
| Oklahoma | 7/3/10 | 0 | 0 | 0 | 0 | 0 | 0 |
| Iowa State | | | | | | | |
| Baylor | | | | | | | |
| Totals | 32/17/49 | 4/27 | 2/25 | 1 | 0 | 0 | 0 |

2016 Season-Game Bests

Unassisted Tackles..... 7 vs. Oklahoma
 Assisted Tackles..... 3 vs. BYU, at Oklahoma State, vs. Oklahoma
 Total Tackles..... 10 vs. Oklahoma
 Tackles For Loss..... 2 at Texas Tech
 Sacks..... 1 at Texas Tech, vs. TCU
 Forced Fumbles..... 1 at Texas Tech
 Fumble Recoveries.....
 Interceptions.....
 Pass Breakups.....

Career Bests

Unassisted Tackles..... 7 vs. Oklahoma ('16)
 Assisted Tackles..... 3 (3 times)
 Total Tackles..... 10 vs. Oklahoma ('16)
 Tackles For Loss..... 2 at Texas Tech
 Sacks..... 1 (3 times)
 Forced Fumbles..... 1 at Texas Tech ('16)
 Fumble Recoveries.....
 Interceptions.....
 Pass Breakups..... 1 vs. Liberty ('15)

Howard's Defensive Statistics

| Year | GP | T/A/TT | TFL | Sacks | INT | PB | FF | FR |
|---------------|-----------|-----------------|---------------|-------------|----------|----------|----------|----------|
| 2016 | 10 | 32/17/49 | 4/27 | 2/25 | 0 | 0 | 1 | 0 |
| 2015 | 13 | 13/3/16 | 3/12 | 1/3 | 0 | 1 | 0 | 0 |
| 2014 | 8 | 2/2/4 | 0.5/1 | 0 | 0 | 0 | 0 | 0 |
| 2013 | 4 | 4/2/6 | 0 | 0 | 0 | 0 | 0 | 0 |
| Totals | 35 | 51/24/75 | 7.5/40 | 3/28 | 0 | 1 | 1 | 0 |



NANA KYEREMEH

Height: 5-10 | Weight: 191 | Class: Redshirt Senior
Last School: Thomas Worthington | Hometown: Worthington, Ohio.

2016 Notes

- ✓ Has played in 40 career games
- ✓ Notched three tackles, all solo, against Kansas
- ✓ Recovered his second career fumble against TCU
- ✓ Recorded three tackles against Kansas State
- ✓ Had a season-best four tackles against BYU
- ✓ Had a solo tackle and a pass breakup vs. Missouri

2016 Game-By-Game

| Opponent | UT/AT/TT | TFL | Sacks | FF | FR | Int | PBU |
|----------------|---------------|----------|----------|----------|------------|----------|----------|
| Missouri | 1/0/1 | 0 | 0 | 0 | 0 | 0 | 1 |
| Youngstown St. | 1/0/1 | 0 | 0 | 0 | 0 | 0 | 0 |
| BYU | 2/2/4 | 0 | 0 | 0 | 0 | 0 | 0 |
| Kansas State | 2/1/3 | 0 | 0 | 0 | 0 | 0 | 0 |
| Texas Tech | 0/0/0 | 0 | 0 | 0 | 0 | 0 | 0 |
| TCU | 0/0/0 | 0 | 0 | 0 | 1-0 | 0 | 0 |
| Oklahoma State | 0/0/0 | 0 | 0 | 0 | 0 | 0 | 0 |
| Kansas | 3/0/3 | 0 | 0 | 0 | 0 | 0 | 0 |
| Texas | 0/0/0 | 0 | 0 | 0 | 0 | 0 | 0 |
| Oklahoma | 0/0/0 | 0 | 0 | 0 | 0 | 0 | 0 |
| Iowa State | | | | | | | |
| Baylor | | | | | | | |
| Totals | 9/3/12 | 0 | 0 | 0 | 1-0 | 0 | 1 |

2016 Season-Game Bests

Unassisted Tackles..... 3 vs. Kansas
Assisted Tackles..... 2 vs. BYU
Total Tackles..... 4 vs. BYU
Tackles For Loss.....
Sacks.....
Forced Fumbles.....
Fumble Recoveries..... 1 vs. TCU
Interceptions.....
Pass Breakups..... 1 vs. Missouri

Career Bests

Unassisted Tackles..... 5 at TCU ('15)
Assisted Tackles... 2 vs. James Madison ('12), vs. BYU ('16)
Total Tackles..... 5 at TCU ('15), at Kansas ('15)
Tackles For Loss..... 0.5 vs. Georgia Southern ('15)
Sacks.....
Forced Fumbles..... 1 vs. Texas ('15)
Fumble Recoveries..... 1 vs. TCU ('12) 1 vs. TCU ('16)
Interceptions..... 1 vs. Kansas ('15)
Pass Breakups..... 1 (4 times)

Kyeremeh's Defensive Statistics

| Year | GP | T/A/TT | TFL | Sacks | INT | PB | FF | FR |
|---------------|-----------|-----------------|--------------|----------|----------|----------|----------|----------|
| 2016 | 10 | 9/3/12 | 0 | 0 | 0 | 1 | 0 | 1 |
| 2015 | 13 | 15/5/20 | 0.5/1 | 0 | 1 | 1 | 1 | 0 |
| 2014 | 4 | 1/0/1 | 0 | 0 | 0 | 0 | 0 | 0 |
| 2012 | 13 | 11/5/16 | 0 | 0 | 0 | 2 | 0 | 1 |
| Totals | 40 | 36/13/49 | 0.5/1 | 0 | 1 | 4 | 1 | 2 |



DAVID LONG

Height: 5-11 | Weight: 223 | Class: Redshirt Freshman
Last School: Winton Woods | Hometown: Cincinnati, Ohio

2016 Notes

- ✓ Has played in 10 career games with seven starts
- ✓ Finished with nine tackles against Oklahoma
- ✓ Had a career-best 10 tackles with his second career sack for a loss of four yards at Texas
- ✓ Posted three tackles against Kansas
- ✓ Recorded three tackles at Oklahoma State
- ✓ Had four total tackles, including a sack vs. TCU
- ✓ Notched a career-best five tackles and assisted on a TFL at Texas Tech
- ✓ Made his first career start and had a TFL for a loss of six yards with three solo tackles against Kansas State
- ✓ Recorded two tackles against BYU
- ✓ Had four solo tackles in his career debut against Missouri

2016 Game-By-Game

| Opponent | UT/AT/TT | TFL | Sacks | FF | FR | Int | PBU |
|----------------|-----------------|---------------|------------|----------|----------|----------|----------|
| Missouri | 4/0/4 | 0 | 0 | 0 | 0 | 0 | 0 |
| Youngstown St. | 0/0/0 | 0 | 0 | 0 | 0 | 0 | 0 |
| BYU | 0/2/2 | 0 | 0 | 0 | 0 | 0 | 0 |
| Kansas State | 3/0/3 | 1/6 | 0 | 0 | 0 | 0 | 0 |
| Texas Tech | 3/2/5 | 0.5/1 | 0 | 0 | 0 | 0 | 0 |
| TCU | 3/1/4 | 1/5 | 1/5 | 0 | 0 | 0 | 0 |
| Oklahoma State | 2/1/3 | 0 | 0 | 0 | 0 | 0 | 0 |
| Kansas | 2/1/3 | 0 | 0 | 0 | 0 | 0 | 0 |
| Texas | 7/3/10 | 1/4 | 1/4 | 0 | 0 | 0 | 0 |
| Oklahoma | 5/4/9 | 0 | 0 | 0 | 0 | 0 | 0 |
| Iowa State | | | | | | | |
| Baylor | | | | | | | |
| Totals | 29/14/43 | 3.5/16 | 2/9 | 0 | 0 | 0 | 0 |

2016 Season-Game Bests

Unassisted Tackles..... 7 at Texas
Assisted Tackles..... 4 vs. Oklahoma
Total Tackles..... 10 at Texas
Tackles For Loss..... 1 vs. Kansas State, vs. TCU, at Texas
Sacks..... 1 vs. TCU, at Texas
Forced Fumbles.....
Fumble Recoveries.....
Interceptions.....
Pass Breakups.....

Long's Defensive Statistics

| Year | GP | T/A/TT | TFL | Sacks | INT | PB | FF | FR |
|------|----|----------|--------|-------|-----|----|----|----|
| 2016 | 10 | 29/14/43 | 3.5/16 | 2/9 | 0 | 0 | 0 | 0 |



NOBLE NWACHUKWU

Height: 6-2 | Weight: 275 | Class: Redshirt Senior
Last School: Wylie | Hometown: Wylie, Texas

2016 Notes

- ✓ Has played in 44 career games and started 35
- ✓ Tied for the team lead with six TFLs
- ✓ Had three tackles vs. Oklahoma
- ✓ Posted four tackles against Kansas
- ✓ Had a career-high-tying seven tackles, with one for a loss, at Oklahoma State
- ✓ Notched three solo tackles, including a sack vs. TCU
- ✓ Had a TFL for a loss of four yards with two tackles at Texas Tech
- ✓ Picked up a sack and three total tackles against K-State
- ✓ Had a sack for a loss of six yards and three tackles vs. BYU
- ✓ Recorded four solo tackles against Youngstown State
- ✓ Had a solo tackle against Missouri

2016 Game-By-Game

| Opponent | UT/AT/TT | TFL | Sacks | FF | FR | Int | PBU |
|----------------|----------------|-------------|-------------|----------|----------|----------|----------|
| Missouri | 1/0/1 | 0 | 0 | 0 | 0 | 0 | 0 |
| Youngstown St. | 4/0/4 | 0 | 0 | 0 | 0 | 0 | 0 |
| BYU | 2/1/3 | 1/6 | 1/6 | 0 | 0 | 0 | 0 |
| Kansas State | 3/0/3 | 1/2 | 1/2 | 0 | 0 | 0 | 0 |
| Texas Tech | 2/0/2 | 1/4 | 0 | 0 | 0 | 0 | 0 |
| TCU | 3/0/3 | 2/10 | 1/9 | 0 | 0 | 0 | 1 |
| Oklahoma State | 6/1/7 | 1/2 | 0 | 0 | 0 | 0 | 0 |
| Kansas | 3/1/4 | 0 | 0 | 0 | 0 | 0 | 0 |
| Texas | | | DNP | | | | |
| Oklahoma | 1/2/3 | 0 | 0 | 0 | 0 | 0 | 0 |
| Iowa State | | | | | | | |
| Baylor | | | | | | | |
| Totals | 25/5/30 | 6/24 | 3/17 | 0 | 0 | 0 | 0 |

2016 Season-Game Bests

Unassisted Tackles..... 6 at Oklahoma State
Assisted Tackles..... 2 vs. Oklahoma
Total Tackles..... 7 at Oklahoma State
Tackles For Loss..... 2 vs. TCU
Sacks..... 1 vs. BYU, vs. Kansas State, vs. TCU
Forced Fumbles.....
Fumble Recoveries.....
Interceptions.....
Pass Breakups.....

Career Bests

Unassisted Tackles... 6 at Kansas St. ('15), at Oklahoma St. ('16)
Assisted Tackles..... 5 vs. Alabama ('14)
Total Tackles..... 7 at TCU ('15), at Oklahoma State ('16)
Tackles For Loss..... 3 vs. Texas ('15), at K-State ('15)
Sacks..... 3 vs. Texas ('15)
Forced Fumbles..... 1 vs. Georgia Southern ('15)
Fumble Recoveries.....
Interceptions.....
Pass Breakups..... 1 (5 times)

Nwachukwu's Defensive Statistics

| Year | GP | T/A/TT | TFL | Sacks | INT | PB | FF | FR |
|---------------|-----------|------------------|---------------|----------------|----------|----------|----------|----------|
| 2016 | 9 | 25/5/30 | 6/24 | 3/17 | 0 | 0 | 0 | 0 |
| 2015 | 13 | 37/10/47 | 13/52 | 8.5/46 | 0 | 1 | 1 | 0 |
| 2014 | 13 | 21/13/34 | 8/30 | 2/16 | 0 | 4 | 0 | 0 |
| 2013 | 9 | 4/1/5 | 1/8 | 1/8 | 0 | 0 | 1 | 0 |
| Totals | 44 | 84/29/113 | 28/114 | 14.5/87 | 0 | 5 | 2 | 0 |



XAVIER PRESTON

Height: 6-2 | Weight: 240 | Class: Junior
Last School: Jensen Beach | Hometown: Stuart, Fla.

2016 Notes

- ✓ Has played in 31 career games
- ✓ Had a season-high-tying two solo tackles at Texas
- ✓ Recorded a pair of solo tackles against Kansas
- ✓ Had his first career sack for a loss of five yards at OSU
- ✓ Assisted on a tackle at Texas Tech
- ✓ Had a QB hurry against Kansas State
- ✓ Recorded a solo tackle vs. BYU
- ✓ Made his season debut and had a pair of solo tackles vs. Youngstown State

2016 Game-By-Game

| Opponent | UT/AT/TT | TFL | Sacks | FF | FR | Int | PBU |
|----------------|---------------|------------|------------|----------|----------|----------|----------|
| Missouri | | | DNP | | | | |
| Youngstown St. | 2/0/2 | 0 | 0 | 0 | 0 | 0 | 0 |
| BYU | 1/0/1 | 0 | 0 | 0 | 0 | 0 | 0 |
| Kansas State | 0/0/0 | 0 | 0 | 0 | 0 | 0 | 0 |
| Texas Tech | 0/1/1 | 0 | 0 | 0 | 0 | 0 | 0 |
| TCU | 0/0/0 | 0 | 0 | 0 | 0 | 0 | 0 |
| Oklahoma State | 1/0/1 | 1/5 | 1/5 | 0 | 0 | 0 | 0 |
| Kansas | 2/0/2 | 0 | 0 | 0 | 0 | 0 | 0 |
| Texas | 2/0/2 | 0 | 0 | 0 | 0 | 0 | 0 |
| Oklahoma | 0/1/1 | 0 | 0 | 0 | 0 | 0 | 0 |
| Iowa State | | | | | | | |
| Baylor | | | | | | | |
| Totals | 8/2/10 | 1/5 | 1/5 | 0 | 0 | 0 | 0 |

2016 Season-Game Bests

Unassisted Tackles. 2 vs. Youngstown State, vs. Kansas, at Texas
Assisted Tackles..... 1 at Texas Tech, vs. Oklahoma
Total Tackles 2 vs. Youngstown State, vs. Kansas, at Texas
Tackles For Loss..... 1 at Oklahoma State
Sacks..... 1 at Oklahoma State
Forced Fumbles.....
Fumble Recoveries.....
Interceptions.....
Pass Breakups.....

Career Bests

Unassisted Tackles.....3 at Baylor (*15)
Assisted Tackles.....3 at Baylor (*15)
Total Tackles.....6 at Baylor (*15)
Tackles For Loss.....2 at Baylor (*15)
Sacks.....1 at Oklahoma State (*16)
Forced Fumbles.....
Fumble Recoveries.....
Interceptions.....
Pass Breakups.....

Preston's Defensive Statistics

| Year | GP | T/A/TT | TFL | Sacks | INT | PB | FF | FR |
|---------------|-----------|-----------------|-------------|------------|----------|----------|----------|----------|
| 2016 | 9 | 8/2/10 | 1/5 | 1/5 | 0 | 0 | 0 | 0 |
| 2015 | 13 | 10/8/18 | 3/7 | 0 | 0 | 0 | 0 | 0 |
| 2014 | 9 | 1/1/2 | 0 | 0 | 0 | 0 | 0 | 0 |
| Totals | 31 | 19/11/30 | 4/12 | 1/5 | 0 | 0 | 0 | 0 |



KHAIRI SHARIF

Height: 5-8 | Weight: 184 | Class: Redshirt Senior
Last School: Cisco JC | Hometown: Houston, Texas

2016 Notes

- ✓ Has played in 22 career games
- ✓ Had a solo tackle against Oklahoma
- ✓ Had a solo tackle at Oklahoma State
- ✓ Notched a solo tackle against Texas Tech
- ✓ Recovered first career fumble and added a solo tackle vs. BYU
- ✓ Had two solo tackles against Missouri

2016 Game-By-Game

| Opponent | UT/AT/TT | TFL | Sacks | FF | FR | Int | PBU |
|----------------|--------------|----------|----------|----------|------------|----------|----------|
| Missouri | 2/0/2 | 0 | 0 | 0 | 0 | 0 | 0 |
| Youngstown St. | 1/0/1 | 0 | 0 | 0 | 0 | 0 | 0 |
| BYU | 1/0/1 | 0 | 0 | 0 | 1/0 | 0 | 0 |
| Kansas State | 0/0/0 | 0 | 0 | 0 | 0 | 0 | 0 |
| Texas Tech | 1/0/1 | 0 | 0 | 0 | 0 | 0 | 0 |
| TCU | 1/0/1 | 0 | 0 | 0 | 0 | 0 | 0 |
| Oklahoma State | 1/0/1 | 0 | 0 | 0 | 0 | 0 | 0 |
| Kansas | | | DNP | | | | |
| Texas | 0/0/0 | 0 | 0 | 0 | 0 | 0 | 0 |
| Oklahoma | 1/0/1 | 0 | 0 | 0 | 0 | 0 | 0 |
| Iowa State | | | | | | | |
| Baylor | | | | | | | |
| Totals | 8/0/8 | 0 | 0 | 0 | 1/0 | 0 | 0 |

2016 Season-Game Bests

Unassisted Tackles..... 2 vs. Missouri
Assisted Tackles.....
Total Tackles..... 2 vs. Missouri
Tackles For Loss.....
Sacks.....
Forced Fumbles.....
Fumble Recoveries..... 1 vs. BYU
Interceptions.....
Pass Breakups.....

Career Bests

Unassisted Tackles..... 2 vs. Missouri (*16)
Assisted Tackles..... 1 at TCU (*15)
Total Tackles..... 2 vs. Missouri (*16)
Tackles For Loss..... at TCU (*15)
Sacks.....
Forced Fumbles.....
Fumble Recoveries..... 1 vs. BYU (*16)
Interceptions.....
Pass Breakups.....

Sharif's Defensive Statistics

| Year | GP | T/A/TT | TFL | Sacks | INT | PB | FF | FR |
|---------------|-----------|----------------|----------|----------|----------|----------|----------|------------|
| 2016 | 9 | 8/0/8 | 0 | 0 | 0 | 0 | 0 | 1/0 |
| 2015 | 13 | 5/1/6 | 0 | 0 | 0 | 0 | 0 | 0 |
| Totals | 22 | 13/1/14 | 0 | 0 | 0 | 0 | 0 | 1/0 |



ADAM SHULER II

Height: 6-4 | Weight: 267 | Class: Redshirt Freshman
Last School: Lyman | Hometown: Longwood, Fla.

2016 Notes

- ✓ Has played in 10 career games
- ✓ Notched two tackles, both solo, against Oklahoma
- ✓ Posted four tackles against Kansas
- ✓ Recorded a pair of tackles at Texas Tech
- ✓ Notched a career-best seven tackles against BYU
- ✓ Had six tackles, five solo, and forced a fumble in his career debut against Missouri

2016 Game-By-Game

| Opponent | UT/AT/TT | TFL | Sacks | FF | FR | Int | PBU |
|----------------|-----------------|----------|----------|----------|----------|----------|----------|
| Missouri | 5/1/6 | 0 | 0 | 1 | 0 | 0 | 0 |
| Youngstown St. | 0/0/0 | 0 | 0 | 0 | 0 | 0 | 0 |
| BYU | 2/5/7 | 0 | 0 | 0 | 0 | 0 | 0 |
| Kansas State | 0/1/1 | 0 | 0 | 0 | 0 | 0 | 0 |
| Texas Tech | 1/1/2 | 0 | 0 | 0 | 0 | 0 | 0 |
| TCU | 0/0/0 | 0 | 0 | 0 | 0 | 0 | 0 |
| Oklahoma State | 0/1/1 | 0 | 0 | 0 | 0 | 0 | 0 |
| Kansas | 2/2/4 | 0 | 0 | 0 | 0 | 0 | 0 |
| Texas | 1/1/2 | 0 | 0 | 0 | 0 | 0 | 0 |
| Oklahoma | 2/0/2 | 0 | 0 | 0 | 0 | 0 | 0 |
| Iowa State | | | | | | | |
| Baylor | | | | | | | |
| Totals | 13/12/25 | 0 | 0 | 1 | 0 | 0 | 0 |

2016 Season-Game Bests

Unassisted Tackles..... 5 vs. Missouri
Assisted Tackles..... 5 vs. BYU
Total Tackles..... 7 vs. BYU
Tackles For Loss.....
Sacks.....
Forced Fumbles..... 1 vs. Missouri
Fumble Recoveries.....
Interceptions.....
Pass Breakups.....

Shuler's Defensive Statistics

| Year | GP | T/A/TT | TFL | Sacks | INT | PB | FF | FR |
|------|----|----------|-----|-------|-----|----|----|----|
| 2016 | 10 | 13/12/25 | 0 | 0 | 0 | 0 | 1 | 0 |



JEREMY TYLER

Height: 5-11 | Weight: 207 | Class: Senior
Last School: Martin Luther King | Hometown: Lithonia, Ga.

2016 Notes

- ✓ Has played in 43 career games and started 11
- ✓ Had six tackles, all solo, against Oklahoma
- ✓ Posted five tackles and a PBU at Texas
- ✓ Had two tackles against Kansas, both solo
- ✓ Recorded three solo tackles at Oklahoma State
- ✓ Had two tackles and a career-best two pass breakups vs. TCU
- ✓ Tied for the team lead with five tackles at Texas Tech
- ✓ Had a TFL and six total tackles against Kansas State
- ✓ Forced a fumble, had an interception and added five tackles and a pass breakup vs. BYU
- ✓ Had five solo tackles vs. Youngstown State
- ✓ Had five tackles, four solo, against Missouri

2016 Game-By-Game

| Opponent | UT/AT/TT | TFL | Sacks | FF | FR | Int | PBU |
|----------------|----------------|------------|----------|----------|----------|------------|----------|
| Missouri | 4/1/5 | 0 | 0 | 0 | 0 | 0 | 1 |
| Youngstown St. | 5/0/5 | 0 | 0 | 0 | 0 | 0 | 1 |
| BYU | 4/1/5 | 0 | 0 | 1 | 0 | 1/0 | 1 |
| Kansas State | 5/1/6 | 1/3 | 0 | 0 | 0 | 0 | 0 |
| Texas Tech | 4/1/5 | 0 | 0 | 0 | 0 | 0 | 0 |
| TCU | 1/1/2 | 0 | 0 | 0 | 0 | 0 | 2 |
| Oklahoma State | 3/0/3 | 0 | 0 | 0 | 0 | 0 | 0 |
| Kansas | 2/0/2 | 0 | 0 | 0 | 0 | 0 | 0 |
| Texas | 3/2/5 | 0 | 0 | 0 | 0 | 0 | 1 |
| Oklahoma | 6/0/6 | 0 | 0 | 0 | 0 | 0 | 0 |
| Iowa State | | | | | | | |
| Baylor | | | | | | | |
| Totals | 37/7/44 | 1/3 | 0 | 1 | 0 | 1/0 | 6 |

2016 Season-Game Bests

Unassisted Tackles..... 6 vs. Oklahoma
Assisted Tackles..... 2 at Texas
Total Tackles..... 6 vs. Kansas State, vs. Oklahoma
Tackles For Loss..... 1 vs. Kansas State
Sacks.....
Forced Fumbles..... 1 vs. BYU
Fumble Recoveries.....
Interceptions..... 1 vs. BYU
Pass Breakups..... 2 vs. TCU

Career Bests

Unassisted Tackles..... 7 vs. Iowa State ('13)
Assisted Tackles..... 3 vs. Iowa State ('13)
Total Tackles..... 10 vs. Iowa State ('13)
Tackles For Loss..... 2.5 vs. Iowa State ('13)
Sacks.....
Forced Fumbles..... 1 (3 times)
Fumble Recoveries..... 1. vs. Iowa State ('15)
Interceptions..... 1 vs. Maryland ('15), vs. BYU ('16)
Pass Breakups..... 2 vs. TCU ('16)

Tyler's Defensive Statistics

| Year | GP | T/A/TT | TFL | Sacks | INT | PB | FF | FR |
|---------------|-----------|-----------------|-------------|----------|-------------|----------|----------|----------|
| 2016 | 10 | 37/7/44 | 1/3 | 0 | 1/0 | 6 | 1 | 0 |
| 2015 | 12 | 19/1/20 | 0 | 0 | 1/16 | 2 | 1 | 1 |
| 2014 | 13 | 7/2/9 | 0 | 0 | 0 | 0 | 0 | 0 |
| 2013 | 8 | 12/5/17 | 3/8 | 0 | 0 | 1 | 1 | 0 |
| Totals | 43 | 75/15/90 | 4/11 | 0 | 2/16 | 9 | 3 | 1 |



SEAN WALTERS

Height: 6-2 | Weight: 227 | Class: Redshirt Senior
Last School: Hallandale | Hometown: Hollywood, Fla.

2016 Notes

- ✓ Has played in 40 career games with three starts
- ✓ Had three tackles, all solo, against Oklahoma
- ✓ Posted a career-high-tying three solo tackles against Kansas
- ✓ Had his first career interception at Texas Tech
- ✓ Collected three solo tackles at Texas Tech, including a nine-yard sack
- ✓ Notched two tackles vs. BYU
- ✓ Recorded three solo tackles, including one TFL, against Youngstown State
- ✓ Made his first career start against Missouri

2016 Game-By-Game

| Opponent | UT/AT/TT | TFL | Sacks | FF | FR | Int | PBU |
|----------------|----------------|-------------|------------|----------|----------|------------|----------|
| Missouri | 1/0/1 | 0 | 0 | 0 | 0 | 0 | 0 |
| Youngstown St. | 3/0/3 | 1/3 | 0 | 0 | 0 | 0 | 0 |
| BYU | 0/2/2 | 0 | 0 | 0 | 0 | 0 | 0 |
| Kansas State | 0/0/0 | 0 | 0 | 0 | 0 | 0 | 0 |
| Texas Tech | 3/0/3 | 1/9 | 1/9 | 0 | 0 | 1/0 | 0 |
| TCU | 0/0/0 | 0 | 0 | 0 | 0 | 0 | 0 |
| Oklahoma State | 1/0/1 | 0 | 0 | 0 | 0 | 0 | 0 |
| Kansas | 3/0/3 | 0 | 0 | 0 | 0 | 0 | 0 |
| Texas | 0/0/0 | 0 | 0 | 0 | 0 | 0 | 0 |
| Oklahoma | 3/0/3 | 0 | 0 | 0 | 0 | 0 | 0 |
| Iowa State | | | | | | | |
| Baylor | | | | | | | |
| Totals | 14/2/16 | 2/12 | 1/9 | 0 | 0 | 1/0 | 0 |

2016 Season-Game Bests

Unassisted Tackles..... 3 (4 times)
Assisted Tackles..... 2 vs. BYU
Total Tackles..... 3 (4 times)
Tackles For Loss..... 1 vs. Youngstown State, at Texas Tech
Sacks..... 1 at Texas Tech
Forced Fumbles.....
Fumble Recoveries.....
Interceptions..... 1 at Texas Tech
Pass Breakups.....

Career Bests

Unassisted Tackles..... 3 (4 times)
Assisted Tackles..... 2 at Kansas ('15), vs. BYU ('16)
Total Tackles..... 4 at Baylor ('15), at Kansas ('15)
Tackles For Loss... 1 vs. Maryland ('15), at Texas Tech ('16)
Sacks..... 1 vs. Maryland ('15), at Texas Tech ('16)
Forced Fumbles.....
Fumble Recoveries.....
Interceptions..... 1 at Texas Tech
Pass Breakups.....

Walters' Defensive Statistics

| Year | GP | T/A/TT | TFL | Sacks | INT | PB | FF | FR |
|---------------|-----------|----------------|-------------|-------------|------------|----------|----------|----------|
| 2016 | 10 | 14/2/16 | 2/12 | 1/9 | 1/0 | 0 | 0 | 0 |
| 2015 | 12 | 15/3/18 | 1/10 | 1/10 | 0 | 0 | 0 | 0 |
| 2014 | 6 | 1/0/1 | 0 | 0 | 0 | 0 | 0 | 0 |
| 2013 | 12 | 3/0/3 | 0 | 0 | 0 | 0 | 0 | 0 |
| Totals | 40 | 33/5/38 | 3/22 | 2/19 | 1/0 | 0 | 0 | 0 |



KYZIR WHITE

Height: 6-3 | Weight: 212 | Class: Junior
Last School: Lackawanna College | Hometown: Macungie, Pa.

2016 Notes

- ✓ Has played in 10 career games with 10 starts
- ✓ Fifth on the team in tackles with 50, tied for first in both sacks (3) and tackles for loss (6)
- ✓ Had seven tackles with a TFL and a forced fumble against Oklahoma
- ✓ Had a career-best two sacks for a loss of 11 yards with his first career forced fumble and fumble recovery while adding five tackles at Texas
- ✓ Had three tackles, all solo, against Kansas
- ✓ Recorded a pair of tackles at Oklahoma State
- ✓ Notched four solo tackles against TCU
- ✓ Led the team with five solo tackles at Texas Tech
- ✓ Recorded a sack for a loss of eight yards with six total tackles and a pass breakup against Kansas State
- ✓ Had one tackle for loss with a team-best and career-high nine tackles vs. BYU
- ✓ Was third on the team with seven tackles, all solo, including a tackle for a loss of two yards while making his first career start vs. Missouri

2016 Game-By-Game

| Opponent | UT/AT/TT | TFL | Sacks | FF | FR | Int | PBU |
|----------------|----------------|-------------|-------------|----------|------------|----------|----------|
| Missouri | 7/0/7 | 1/2 | 0 | 0 | 0 | 0 | 0 |
| Youngstown St. | 1/1/2 | 0 | 0 | 0 | 0 | 0 | 0 |
| BYU | 6/3/9 | 1/1 | 0 | 0 | 0 | 0 | 0 |
| Kansas State | 5/1/6 | 1/8 | 1/8 | 0 | 0 | 0 | 1 |
| Texas Tech | 5/0/5 | 0 | 0 | 0 | 0 | 0 | 0 |
| TCU | 4/0/4 | 0 | 0 | 0 | 0 | 0 | 0 |
| Oklahoma State | 1/1/2 | 0 | 0 | 0 | 0 | 0 | 0 |
| Kansas | 3/0/3 | 0 | 0 | 0 | 0 | 0 | 0 |
| Texas | 4/1/5 | 2/11 | 2/11 | 1 | 1/0 | 0 | 0 |
| Oklahoma | 6/1/7 | 1/1 | 0 | 1 | 0 | 0 | 0 |
| Iowa State | | | | | | | |
| Baylor | | | | | | | |
| Totals | 42/8/50 | 6/23 | 3/19 | 2 | 1/0 | 0 | 0 |

2016 Season-Game Bests

Unassisted Tackles..... 7 vs. Missouri
Assisted Tackles..... 3 vs. BYU
Total Tackles..... 9 vs. BYU
Tackles For Loss..... 2 at Texas
Sacks..... 2 at Texas
Forced Fumbles..... 1 at Texas, vs. Oklahoma
Fumble Recoveries..... 1 at Texas
Interceptions.....
Pass Breakups.....

White's Defensive Statistics

| Year | GP | T/A/TT | TFL | Sacks | INT | PB | FF | FR |
|------|----|---------|------|-------|-----|----|----|----|
| 2016 | 10 | 42/8/50 | 6/23 | 3/19 | 0 | 0 | 2 | 1 |

MOUNTAINEER SPECIAL TEAMS



MIKEMOLINA

Height: 5-8 | Weight: 180 | Class: Redshirt Junior
Last School: Hurricane | Hometown: Hurricane, W.Va.

2016 Notes

- ✓ Has played in 15 career games
- ✓ Ranks No. 32 nationally and No. 2 in the Big 12 in field goals per game
- ✓ Ranks No. 62 nationally and No. 5 in the Big 12 in field goal percentage
- ✓ Ranks No. 7 in the Big 12 in scoring
- ✓ Ranks No. 4 in Big 12 scoring by kickers
- ✓ Ranks No. 53 nationally in scoring
- ✓ Leads team in scoring with 81 points
- ✓ Hit a season and career long 44-yard field goal at Texas
- ✓ Converted on two of three field goal attempts vs. Kansas and connected on six PATs to total 12 points in the win
- ✓ Season and career-long 39-yard FG vs. Kansas
- ✓ Connected on two of three field goals at Oklahoma State with a long of 36 yards
- ✓ Connected on two of three field goals vs. TCU with a long of 38 yards
- ✓ Two of three field goals at Texas Tech to go along with nine kickoffs for a 61.4 avg.
- ✓ Seven kickoffs vs. Youngstown State for a 63.0 average to go along with a 33-yard field goal
- ✓ 4-for-4 in field goals vs. Missouri with a long of 33 yards
- ✓ Seven kickoffs vs. Missouri, totalling 435 yards for a 62.1 average with four touchbacks

2016 Game-By-Game

| Opponent | FGM/FGA | Pct. | Long | XP/XPA | Pts. |
|----------------|--------------|-------------|-----------|--------------|-----------|
| Missouri | 4/4 | 1.000 | 33 | 2/2 | 14 |
| Youngstown St. | 1/2 | .500 | 32 | 5/5 | 8 |
| BYU | 0/0 | .000 | 0 | 5/5 | 5 |
| Kansas State | 0/0 | .000 | 0 | 2/2 | 2 |
| Texas Tech | 2/3 | .666 | 34 | 6/6 | 12 |
| TCU | 2/3 | .666 | 38 | 4/4 | 10 |
| Oklahoma State | 2/3 | .666 | 36 | 2/2 | 8 |
| Kansas | 2/3 | .666 | 39 | 6/6 | 12 |
| Texas | 1/1 | 1.000 | 44 | 3/3 | 6 |
| Oklahoma | 0/0 | 0.00 | 0 | 4.4 | 4 |
| Iowa State | | | | | |
| Baylor | | | | | |
| Totals | 14/19 | .737 | 44 | 39/39 | 81 |

2016 FG SEQUENCE

| | |
|----------------|------------------------|
| Missouri | (19), (26), (21), (33) |
| Youngstown St. | 30, (32) |
| BYU | -- |
| Kansas State | -- |
| Texas Tech | 43, (34), (22) |
| TCU | 47, (38), (26) |
| Oklahoma State | (36), 39, (21) |
| Kansas | (35), 27, (39) |
| Texas | (44) |
| Oklahoma | -- |
| Iowa State | |
| Baylor | |

Numbers in (parentheses) indicate FG was made.

2016 Season-Game Bests

| | |
|------------------------|---------------------------|
| Field Goals Made | 4 vs. Missouri |
| Field Goals Attempted | 4 vs. Missouri |
| Field Goal Percentage | 1.000 vs. Missouri, Texas |
| Longest Field Goal | 44 vs. Texas |
| Extra Points Made | 6 vs. Texas Tech, Kansas |
| Extra Points Attempted | 6 vs. Texas Tech, Kansas |
| Most Kickoff Yards | 537 vs. Kansas |
| Best Kickoff Average | 65.0 vs. Texas |
| Most Touchbacks | 5 vs. Texas Tech |

Molina's Field Goal Statistics

| Year | FG/A | Pct. | 1/29 | 30/39 | 40/49 | 50+ | LG |
|---------------|--------------|-------------|------------|------------|------------|----------|-----------|
| 2016 | 14/19 | .737 | 6/7 | 7/9 | 1/3 | 0 | 44 |
| 2015 | 0 | 0 | 0 | 0 | 0 | 0 | 0 |
| Totals | 14/19 | .737 | 6/7 | 7/9 | 1/3 | 0 | 44 |

Molina's Kickoff Statistics

| Year | Kickoffs | Yards | Avg. | TB |
|---------------|-----------|--------------|-------------|-----------|
| 2016 | 63 | 3,705 | 58.8 | 21 |
| 2015 | 8 | 510 | 63.8 | 3 |
| Totals | 71 | 4,215 | 59.4 | 24 |



BILLYKINNEY

Height: 6-4 | Weight: 213 | Class: Redshirt Sophomore
Last School: University | Hometown: Morgantown, W.Va.

2016 Notes

- ✓ Has played in 10 career games
- ✓ Ranks No. 2 in the Big 12 in punting (44.0)
- ✓ Ranks No. 25 nationally in punting
- ✓ Has five punts of 50 or more yards on the season and has placed 10 punts inside the opponents 20
- ✓ Averaged 40.0 yards in the snow, wind and cold vs. Oklahoma with a long punt of 47 yards
- ✓ Great effort at Texas swinging field position for the Mountaineers. Finished with five punts for a 44.6 avg., two punts of 50 yards and placed two inside the Longhorn 20
- ✓ Three punts for a 42.7 avg. vs. Kansas with a long of 47 yards
- ✓ Three punts at Oklahoma State for 136 yards at a 45.3 average; long punt went for 49 yards
- ✓ Five punts vs. TCU for a 43.2 avg. with a long of 47 yards and placed two punts inside the 20
- ✓ One punt at Texas Tech for 45 yards
- ✓ Four punts vs. Kansas State for a 40.0 avg. and a long of 46 yards. Also placed two punts inside the KSU 20
- ✓ Three punts for a 41.0 avg. and a long of 46 yards vs. BYU
- ✓ Great day punting against Youngstown State with four punts for a 49.2 avg. Long punt went for 55 yards
- ✓ Booted five punts vs. Missouri for 227 yards and a 45.4 average
- ✓ Long punt went for 53 yards, and placed one punt inside the 20 vs. Missouri

2016 Game-By-Game

| Opponent | Punts | Yds. | Avg. | Lg. | TB | FC | 50+ | I-20 |
|----------------|-----------|--------------|-------------|-----------|----------|-----------|----------|-----------|
| Missouri | 5 | 227 | 45.4 | 53 | 2 | 1 | 1 | 1 |
| Youngstown St. | 4 | 197 | 49.2 | 55 | 1 | 0 | 2 | 1 |
| BYU | 3 | 123 | 41.0 | 46 | 0 | 1 | 0 | 1 |
| Kansas State | 4 | 160 | 40.0 | 46 | 0 | 1 | 0 | 2 |
| Texas Tech | 1 | 45 | 45.0 | 45 | 0 | 0 | 0 | 0 |
| TCU | 5 | 216 | 43.2 | 47 | 0 | 1 | 0 | 2 |
| Oklahoma State | 3 | 136 | 45.3 | 49 | 1 | 1 | 0 | 0 |
| Kansas | 3 | 128 | 42.7 | 47 | 0 | 3 | 0 | 1 |
| Texas | 5 | 223 | 44.6 | 50 | 0 | 2 | 2 | 2 |
| Oklahoma | 5 | 200 | 40.0 | 47 | 0 | 4 | 0 | 0 |
| Iowa State | | | | | | | | |
| Baylor | | | | | | | | |
| Totals | 38 | 1,655 | 44.0 | 55 | 4 | 14 | 5 | 10 |

2016 Season-Game Bests

| | |
|-------------------------------|--------------------------------|
| Most Punts | 5 vs. Missouri, TCU, Texas, OU |
| Longest Punt | 55 vs. Youngstown St. |
| Best Punting Average | 49.2 vs. Youngstown St. |
| Punts Inside the 20-Yard Line | 2 vs. Kansas State, TCU, Texas |
| Punts of More Than 50 Yards | 2 vs. Youngstown St., Texas |

Kinney's Punting Statistics

| Year | Punts | Yards | Avg. | Long | TB | FC | 50+ | I-20 |
|------|-------|-------|------|------|----|----|-----|------|
| 2016 | 38 | 1,655 | 44.0 | 55 | 4 | 14 | 5 | 10 |



SHELTON GIBSON

Height: 6-0 | Weight: 198 | Class: Redshirt Junior
Last School: Cleveland Heights | Hometown: Cleveland, Ohio

2016 Notes

- ✓ Has played in 35 career games
- ✓ Ranks No. 4 in the Big 12 and No. 48 nationally in kickoff return average
- ✓ Four kickoff returns for 86 yards vs. Oklahoma with a long of 26
- ✓ Two kickoff returns at Texas with a long of 20 yards
- ✓ Strong day vs. Kansas with two kickoff returns for 81 yards; Long return vs. Jayhawks went for 51 yards, and also collected a 30-yard return
- ✓ One kickoff return at Oklahoma State for 27 yards
- ✓ Two kickoff returns vs. TCU for 53 yards, with a long of 31
- ✓ One kickoff return at Texas Tech for 25 yards
- ✓ Three kickoff returns vs. Kansas State for 56 yards with a long of 19 yards
- ✓ Six kickoff returns vs. BYU for a 19.8 avg. Long return went for 36 yards. Also turned in kickoff returns of 30 and 20 yards vs. the Cougars
- ✓ One kickoff return vs. Youngstown St. for 17 yards
- ✓ Returned two kickoffs vs. Missouri for 64 yards. Long return went for 34 yards

2016 Game-By-Game Kickoff Return Statistics

| Opponent | No. | Yards | Avg. | TDs | Long |
|----------------|-----------|------------|-------------|----------|-----------|
| Missouri | 2 | 64 | 32.0 | 0 | 34 |
| Youngstown St. | 1 | 17 | 17.0 | 0 | 17 |
| BYU | 6 | 119 | 19.8 | 0 | 36 |
| Kansas State | 3 | 56 | 18.7 | 0 | 19 |
| Texas Tech | 1 | 25 | 25.0 | 0 | 25 |
| TCU | 2 | 53 | 26.5 | 0 | 31 |
| Oklahoma State | 1 | 27 | 27.0 | 0 | 27 |
| Kansas | 2 | 81 | 40.5 | 0 | 51 |
| Texas | 2 | 25 | 12.5 | 0 | 20 |
| Oklahoma | 4 | 86 | 21.5 | 0 | 26 |
| Iowa State | | | | | |
| Baylor | | | | | |
| Totals | 24 | 553 | 23.0 | 0 | 51 |

2016 Single-Game Bests

Kickoff Returns 6 vs. BYU
Kickoff Return Yards 119 vs. BYU
Touchdowns
Long Return 51 vs. Kansas

Career Bests

Kickoff Returns 6 vs. BYU ('16)
Kickoff Return Yards 185 at Baylor ('15)
Touchdowns 1 at Baylor ('15)
Long Return 100 at Baylor ('15)

Gibson's Kickoff Return Statistics

| Year | Games | No. | Yards | Avg. | TD | Long |
|---------------|-----------|-----------|--------------|-------------|----------|------------|
| 2016 | 10 | 24 | 553 | 23.0 | 0 | 51 |
| 2015 | 13 | 11 | 361 | 32.8 | 1 | 100 |
| 2014 | 12 | 13 | 250 | 19.2 | 0 | 42 |
| Totals | 35 | 48 | 1,164 | 24.2 | 1 | 100 |



GARY JENNINGS

Height: 6-2 | Weight: 203 | Class: Sophomore
Last School: Colonial Forge | Hometown: Stafford, Va.

2016 Notes

- ✓ Has played in 23 career games
- ✓ Two punt returns vs. TCU for nine yards
- ✓ One kickoff return vs. Youngstown St. for 21 yards to go along with a long punt return of 18 yards
- ✓ Returned four punts vs. Missouri with a long of eight yards

2016 Game-By-Game Punt Return Statistics

| Opponent | No. | Yards | Avg. | TDs | Long |
|----------------|-----------|-----------|------------|----------|-----------|
| Missouri | 4 | 7 | 1.8 | 0 | 8 |
| Youngstown St. | 2 | 17 | 8.5 | 0 | 18 |
| BYU | 0 | 0 | 0.0 | 0 | 0 |
| Kansas State | 3 | -4 | -1.3 | 0 | 4 |
| Texas Tech | 2 | 4 | 2.0 | 0 | 3 |
| TCU | 2 | 9 | 4.5 | 0 | 9 |
| Oklahoma State | 2 | 1 | 0.50 | 0 | 2 |
| Kansas | 2 | 2 | 1.0 | 0 | 8 |
| Texas | 3 | -3 | -1.0 | 0 | 1 |
| Oklahoma | 1 | 6 | 6.0 | 0 | 6 |
| Iowa State | | | | | |
| Baylor | | | | | |
| Totals | 21 | 39 | 1.9 | 0 | 18 |

2016 Game-By-Game Kickoff Return Statistics

| Opponent | No. | Yards | Avg. | TDs | Long |
|----------------|----------|-----------|-------------|----------|-----------|
| Missouri | 0 | 0 | 0.0 | 0 | 0 |
| Youngstown St. | 1 | 21 | 21.0 | 0 | 21 |
| BYU | 0 | 0 | 0.0 | 0 | 0 |
| Kansas State | 0 | 0 | 0.0 | 0 | 0 |
| Texas Tech | 0 | 0 | 0.0 | 0 | 0 |
| TCU | 0 | 0 | 0.0 | 0 | 0 |
| Oklahoma State | 0 | 0 | 0.0 | 0 | 0 |
| Kansas | 0 | 0 | 0.0 | 0 | 0 |
| Texas | 0 | 0 | 0.0 | 0 | 0 |
| Oklahoma | 0 | 0 | 0.0 | 0 | 0 |
| Iowa State | | | | | |
| Baylor | | | | | |
| Totals | 1 | 21 | 21.0 | 0 | 21 |

2016 Single-Game Bests

Punt Returns 4 vs. Missouri
Punt Return Yards 17 vs. Youngstown St.
Touchdowns
Long Punt Return 18 vs. Youngstown St.
Kickoff Returns 1 vs. Youngstown St.
Kickoff Return Yards 21 vs. Youngstown St.
Touchdowns
Long Kickoff Return 21 vs. Youngstown St.

Career Bests

Punt Returns 4 vs. Missouri ('16)
Punt Return Yards 21 vs. Arizona State ('15)
Touchdowns
Long Return 21 vs. Arizona State ('15)
Kickoff Returns 3 at Baylor ('15)
Kickoff Return Yards 64 at Baylor ('15)
Touchdowns
Long Kickoff Return 35 at Kansas State ('15)

Jennings' Punt Return Statistics

| Year | Games | No. | Yards | Avg. | TD | Long |
|---------------|-----------|-----------|------------|------------|----------|-----------|
| 2016 | 10 | 21 | 39 | 1.9 | 0 | 18 |
| 2015 | 13 | 13 | 69 | 5.3 | 0 | 21 |
| Totals | 23 | 34 | 108 | 3.2 | 0 | 21 |

Jennings' Kickoff Return Statistics

| Year | Games | No. | Yards | Avg. | TD | Long |
|---------------|-----------|----------|------------|-------------|----------|-----------|
| 2016 | 10 | 1 | 21 | 21.0 | 0 | 21 |
| 2015 | 13 | 5 | 117 | 23.4 | 0 | 35 |
| Totals | 22 | 6 | 138 | 23.0 | 0 | 35 |



THE LAST TIME ...

By The Mountaineers ...

30 Rushing Attempts: 31 by Andrew Buie at Texas/Oct. 6, 2012
40 Rushing Attempts: 40 by Quincy Wilson vs. Rutgers/Oct. 11, 2003
100 Rushing Yards: 331 by Justin Crawford vs. Oklahoma/Nov. 19, 2016
200 Rushing Yards: 331 by Justin Crawford vs. Oklahoma/Nov. 19, 2016
300 Rushing Yards: 331 by Justin Crawford vs. Oklahoma/Nov. 19, 2016
75-Yard Run (no touchdown): 79 by Noel Devine at Louisville/Nov. 22, 2008
75-Yard Touchdown Run: 76 by Charles Sims vs. Iowa State/Nov. 30, 2013
50-Yard Run (no touchdown): 52 by Wendell Smallwood at Baylor/Oct. 17, 2015
50-Yard Touchdown Run: 61 by Justin Crawford vs. Oklahoma/Nov. 19, 2016
2 Rushing Touchdowns: 2 by Skyler Howard vs. Oklahoma/Nov. 19, 2016
2 Rushing Touchdowns in Back-to-Back Games: 2 by Andrew Buie at Texas/Oct. 6, 2012 and vs. Baylor/Sept. 29, 2012
3 Rushing Touchdowns: 3 by Charles Sims vs. Texas/Nov. 9, 2013
Double 100-Yard Rushers: 129 by Justin Crawford and 127 by Kennedy McCoy vs. Kansas/Nov. 5, 2016
Three 100-Yard Rushers: 129 by Skyler Howard, 115 by Wendell Smallwood and 108 by Rushel Shell at Kansas/Nov. 21, 2015
Double 200-Yard Rushers: by Pat White (220) and Steve Slaton (215) at Pitt/Nov. 16, 2006
Two 100-Yard Rushers and Two 100-Yard Receivers: 129 by Justin Crawford and 127 by Kennedy McCoy rushing and 7 catches for 104 yards by Daikiel Shorts and 4 catches for 102 yards by Shelton Gibson vs. Kansas/Nov. 5, 2016
30 Pass Completions: 31 by Skyler Howard vs. BYU/Sept. 24, 2016
20 Pass Completions: 21 by Skyler Howard at Texas/Nov. 12, 2016
Consecutive Completions: 21 by Geno Smith vs. Kansas/Dec. 1, 2012
60 Pass Attempts: 65 by Geno Smith vs. LSU/Sept. 24, 2011
50 Pass Attempts: 51 by Skyler Howard vs. Arizona State/Jan. 2, 2016
40 Pass Attempts: 41 by Skyler Howard vs. Kansas State/Oct. 1, 2016
35 Pass Attempts: 35 by Skyler Howard at Texas/Nov. 12, 2016
30 Pass Attempts: 35 by Skyler Howard at Texas/Nov. 12, 2016
3 Touchdown Passes: 3 by Skyler Howard vs. Kansas/Nov. 5, 2016
4 Touchdown Passes: 4 by Skyler Howard vs. TCU/Oct. 22, 2016
5 Touchdown Passes: 5 by Skyler Howard vs. Youngstown State/Sept. 10, 2016
6 Touchdown Passes: 8 by Geno Smith vs. Baylor/Sept. 29, 2012
300 Yards Passing: 318 by Skyler Howard at Texas Tech/Oct. 15, 2016
400 Yards Passing: 532 by Skyler Howard vs. Arizona State/Jan. 2, 2016
500 Yards Passing: 532 by Skyler Howard vs. Arizona State/Jan. 2, 2016
600 Yards Passing: 656 by Geno Smith vs. Baylor/Sept. 29, 2012
100 Yards Rushing and Passing: by Skyler Howard (129/133) at Kansas/Nov. 21, 2015
200 Yards Rushing and Passing: by Pat White (220/204) at Pitt/Nov. 16, 2006
100 Yards Rushing and Receiving: by Steve Slaton (215/130) at Pitt/Nov. 16, 2006
300 Yards Total Offense: 324 by Skyler Howard vs. Kansas/Nov. 5, 2016
400 Yards Total Offense: 407 by Skyler Howard at Texas Tech/Oct. 15, 2016
500 Yards Total Offense: 555 by Skyler Howard vs. Arizona State/Jan. 2, 2016
600 Yards Total Offense: 687 by Geno Smith vs. Baylor/Sept. 29, 2012
15 Receptions: 16 by Kevin White at Texas/Nov. 8, 2014
10 Receptions: 16 by Kevin White at Texas/Nov. 8, 2014
9 Receptions: 16 by Kevin White at Texas/Nov. 8, 2014
4 Touchdown Receptions: 4 by Stedman Bailey vs. Oklahoma/Nov. 17, 2012
3 Touchdown Receptions: 4 by Stedman Bailey vs. Oklahoma/Nov. 17, 2012
2 Touchdown Receptions: 2 by Shelton Gibson vs. Kansas/Nov. 5, 2016
Two Players with 2 Touchdown Receptions: 5 by Stedman Bailey and 2 by Tavon Austin vs. Baylor/Sept. 29, 2012
Double 100-Yard Receivers: 104 by Daikiel Shorts and 102 by Shelton Gibson vs. Kansas/Nov. 5, 2016
Three 100-Yard Receivers: 303 by Stedman Bailey, 215 by Tavon Austin and 114 by J.D. Woods vs. Baylor/Sept. 29, 2012
100 Yards Receiving: 104 by Daikiel Shorts and 102 by Shelton Gibson vs. Kansas/Nov. 5, 2016
150 Yards Receiving: 171 by Shelton Gibson vs. Youngstown State/Sept. 10, 2016
200 Yards Receiving: 216 by Kevin White at Maryland/Sept. 13, 2014
75-Yard Touchdown Reception: 79 by Mario Alford from Clint Trickett at Oklahoma State/Oct. 25, 2014
50-Yard Touchdown Reception: 57 by Shelton Gibson from Skyler Howard vs. Youngstown State/Sept. 10, 2016
50-Yard Reception (no touchdown): 60 by Shelton Gibson from Skyler Howard vs. Oklahoma/Nov. 19, 2016
Rushing and Receiving Touchdown: by Justin Crawford at Texas Tech/Oct. 15, 2016
2 Rushing and 2 Receiving Touchdowns: by Steve Slaton at Pitt/Nov. 16, 2006
2 Rushing and 2 Passing Touchdowns: by Skyler Howard vs. Oklahoma/Nov. 19, 2016
Kickoff Return For Touchdown: 100 yards by Shelton Gibson vs. Baylor/Oct. 17, 2015
Recovered an On-Sides Kick: Josh Lambert kicked the ball 11 yards, recovered by Jarrod Harper at Baylor/Oct. 17, 2015



KennedyMCKOY



AntonioCRAWFORD

THE LAST TIME ...

Returned Opening Kick for a Touchdown: 98 yards by Tavon Austin vs. UConn/
Oct. 24, 2009

Punt Return For Touchdown: 76 yards by Tavon Austin vs. TCU/Nov. 3, 2012

Punt Blocked and Returned For Touchdown: 1 yard by Thandi Smith
(blocked, picked up and returned) at Rutgers/Oct. 8, 2005

Punt Blocked: by Jarrod Harper at Maryland/Sept. 13, 2014

Punt Blocked For Touchdown: Blocked by Jerry White and recovered by
Joe Hunter vs. UCF/Nov. 1, 2003

Punt Blocked For Safety: by Jarrod Harper at Maryland/Sept. 13, 2014

Interception Return For Touchdown: 54 yards by Rasul Douglas vs. BYU/Sept. 24, 2016

Interception Return For Touchdown by a Defensive Lineman: 19 yards by
Keilen Dykes at Syracuse/Oct. 6, 2007

Two Interceptions Returned for Touchdown: by Shawn Hackett (41) and
Grant Wiley (22) vs. Boston College/Sept. 2, 2000

50-Yard Field Goal: 51 by Josh Lambert at TCU/Oct. 29, 2015

Field Goal Blocked: by Marvin Gross Jr. at Texas/Nov. 12, 2016

Missed an Extra Point: by Josh Lambert at Kansas State/Oct. 26, 2013

Two Interceptions in a Game: 2 by Rasul Douglas vs. Kansas/Nov. 5, 2016

Three Interceptions in a Game: 3 by Karl Joseph vs. Georgia Southern/Sept. 5, 2015

Three Interceptions in a Quarter: 3 by Karl Joseph vs. Georgia Southern/Sept. 5, 2015

Four Interceptions in a Game: 4 by Mike Slater vs. Kentucky/Nov. 1, 1969

Intercepted Fumble Returned For Touchdown: no instance yet found

Fumble Returned For Touchdown: 42 yards by Jared Barber vs. Texas/
Nov. 14, 2014

Fumble Recovered For Touchdown: 0 yards by Karl Joseph at Baylor/
Oct. 4, 2013

Two-Point Conversion By Rush: Tavon Austin at Iowa State/Nov. 23, 2012

Two-Point Conversion By Pass: Jock Sanders from Geno Smith at Marshall/
Sept. 10, 2010

Defensive Extra Point: Matt Taffoni interception return at Pitt/Oct. 15, 1994

Extra Point Blocked: by Rick Sherrod at Maryland/Sept. 29, 2001

Team Gained 300 Yards Rushing: 388 vs. Oklahoma/Nov. 19, 2016

Team Gained 400 Yards Rushing: 426 at Kansas/Nov. 21, 2015

Team Gained 500 Yards Rushing: 517 vs. Connecticut/Nov. 24, 2007

Team Failed To Gain 100 Yards Rushing: 28 vs. Alabama/Aug. 30, 2014

Team Failed To Gain 50 Yards Rushing: 28 vs. Alabama/Aug. 30, 2014

Team Gained 300 Yards Passing: 318 at Texas Tech/Oct. 15, 2016

Team Gained 400 Yards Passing: 532 vs. Arizona State/Jan. 2, 2016

Team Gained 500 Yards Passing: 532 vs. Arizona State/Jan. 2, 2016

Team Failed To Gain 100 Yards Passing: 62 vs. Maryland/Sept. 21, 2012

Team Gained 500 Yards Total Offense: 579 vs. Oklahoma/Nov. 19, 2016

Team Gained 600 Yards Total Offense: 605 vs. Kansas/Nov. 5, 2016

Team Gained 700 Yards Total Offense: 778 vs. Oklahoma/Nov. 17, 2012

Team Gained 800 Yards Total Offense: 807 vs. Baylor/Sept. 29, 2012

Team Failed To Gain 200 Yards Total Offense: 175 vs. Maryland/Sept. 21, 2013

Drive of 99 Yards: 99 yards on 12 plays in fourth quarter against BYU/Sept. 24, 2016

Team Failed To Get A First Down: no instance yet found

Team Failed To Get A Rushing First Down: vs. Texas Western/Nov. 25, 1950

Team Failed To Get A Passing First Down: vs. South Carolina/Dec. 30, 1969

Team Failed To Get a Third Down Conversion: vs. Syracuse (0/10)/Dec. 29, 2012

Team Had Six Turnovers: two interceptions, four fumbles vs. Maryland/Sept. 21, 2013

Team Had Five Turnovers: three interceptions, two fumbles at Oklahoma/Oct. 3, 2015

Successful Fake Punt: 13-yard run by Nick O'Toole vs. Maryland/Sept. 26, 2015

Scored 70+ Points: 70 vs. Baylor/Sept. 29, 2012

Scored 60+ Points: 70 vs. Baylor/Sept. 29, 2012

Scored 50+ Points: 54 vs. Towson/Sept. 6, 2014

Scored 40+ Points: 48 vs. Kansas/Nov. 5, 2016

Scored 30+ Points: 48 vs. Kansas/Nov. 5, 2016

Scored 40+ points in a Half: 42 at Kansas/Nov. 21, 2015

Scored 30+ points in a Half: 42 at Kansas/Nov. 21, 2015

Scored 0 points in a Half: 0 vs. Maryland/Sept. 21, 2013

Scored 0 points in a Half at Home: 0 vs. Louisville/Oct. 15, 2005

Scored 30+ points in a Quarter: 35 vs. Clemson (2nd)/Jan. 4, 2012

Shutout Recorded: 49-0 at Kansas/Nov. 21, 2015

Forced Four Turnovers in a Game: 4 vs. BYU/Sept. 24, 2016

Forced Five Turnovers in a Game: 5 vs. Texas/Nov. 14, 2015

Forced Six Turnovers in a Game: 6 vs. Maryland/Sept. 26, 2015

Forced Eight Turnovers in a Game: 8 vs. Rutgers/Nov. 3, 2001

Safety Scored: Kyle Rose tackled Mason Rudolph of Oklahoma State in the end zone
/Oct. 10, 2015

Two Safeties Scored: at Syracuse/Sept. 25, 2000

Played An Overtime Game: L/26-33 (OT) vs. Oklahoma State/Oct. 10, 2015

Played back-to-back Overtime Games: L 47-40 (1OT) vs. Texas/Nov. 9, 2013;
W 30-27 (1OT) at TCU/Nov. 2, 2013

Won Game Without An Offensive TD: at Syracuse/Sept. 5, 2005

Won Game Without a Rushing TD: vs. Youngstown State/Sept. 10, 2016



NobleNWACHUKWU



KyleBOSCH



THE LAST TIME ...

Versus West Virginia ...

- 30 Rushing Attempts:** 31 by Samaje Perine of Oklahoma/Nov. 19, 2016
- 100 Rushing Yards:** 160 by Samaje Perine and 147 by Joe Mixon of Oklahoma /Nov. 19, 2016
- 200 Rushing Yards:** 242 by Samaje Perine of Oklahoma/Sept. 20, 2014
- 75-Yard Run:** 75 by C.J. Brown of Maryland/Sept. 13, 2014
- 50-Yard Touchdown Run:** 65 by D'Onta Foreman of Texas/Nov. 14, 2015
- 50-Yard Non-Touchdown Run:** 56 by Jamaal Williams of BYU/Sept. 24, 2016
- 4 Rushing Touchdowns:** 4 by Samaje Perine of Oklahoma/Sept. 20, 2014
- 3 Rushing Touchdowns:** 3 by Johnathan Gray of Texas/Nov. 8, 2014
- 2 Players Rushing for 100 Yards:** 160 by Samaje Perine and 147 by Joe Mixon of Oklahoma/Nov. 19, 2016
- 20 Pass Completions:** 31 by Shane Buechele at Texas/Nov. 12, 2016
- 30 Pass Completions:** 31 by Shane Buechele at Texas/Nov. 12, 2016
- 50 Pass Attempts:** 51 by Drew Lock of Missouri/Sept. 3, 2016
- 40 Pass Attempts:** 48 by Shane Buechele at Texas/Nov. 12, 2016
- 30 Pass Attempts:** 48 by Shane Buechele at Texas/Nov. 12, 2016
- 3 Touchdown Passes:** 3 by Mason Rudolph at Oklahoma State/Oct. 29, 2016
- 4 Touchdown Passes:** 4 by Mike Bercovici of Arizona State/Jan. 2, 2016
- 5 Touchdown Passes:** 5 by Seth Russell of Baylor/Oct. 17, 2015
- 300 Yards Passing:** 318 by Shane Buechele at Texas/Nov. 12, 2016
- 400 Yards Passing:** 418 by Mike Bercovici of Arizona State/Jan. 2, 2016
- 500 Yards Passing:** 554 by Landry Jones of Oklahoma/Nov. 17, 2012
- 100 Yards Rushing & 300 Yards Passing:** by Seth Russell of Baylor (160/380)/Oct. 17, 2015
- 100 Yards Rushing & 200 Yards Passing:** by Taysom Hill of BYU (101/241)/Sept. 24, 2016
- 100 Yards Rushing & 100 Yards Passing:** by Taysom Hill of BYU (101/241)/Sept. 24, 2016
- 300 Yards Total Offense:** 362 by Shane Buechele at Texas/Nov. 12, 2016
- 400 Yards Total Offense:** 428 by Mike Bercovici of Arizona State/Jan. 2, 2016
- 500 Yards Total Offense:** 540 by Seth Russell of Baylor/Oct. 17, 2015
- 10 Receptions:** 11 by Jalen McClesky of Oklahoma State/Oct. 29, 2016
- 2 Touchdown Receptions:** 2 by Chris Lacy of Oklahoma State/Oct. 29, 2016
- 3 Touchdown Receptions:** 3 by Corey Coleman of Baylor/Oct. 17, 2015
- 4 Touchdown Receptions:** 4 by Kenny Stills of Oklahoma/Nov. 17, 2012
- 100 Yards Receiving:** 100 yards by Dede Westbrook of Oklahoma/Nov. 19, 2016
- 150 Yards Receiving:** 199 by Corey Coleman of Baylor/Oct. 17, 2015
- 200 Yards Receiving:** 314 by Terrance Williams of Baylor/Sept. 29, 2012
- Double 100-Yard Receivers:** 104 by J'Mon Moore and 102 by Chris Black of Missouri/ Sept. 3, 2016
- 50-Yard Touchdown Reception:** 74 by Alvin Bailey from Ricky Davis of Youngstown State /Sept. 10, 2016
- 75-Yard Touchdown Reception:** 75 by Dede Westbrook of Oklahoma/Nov. 19, 2016
- 50-Yard Reception (no touchdown):** 50 by Corey Coleman of Baylor/Oct. 17, 2015
- Rushing and Receiving Touchdown:** 1 rushing & 1 receiving by Aaron Wimberly of Iowa State/Nov. 29, 2014
- Passing and Rushing Touchdown:** by Shane Buechele at Texas/Nov. 12, 2016
- Passing and Receiving Touchdown:** by Trevor Knight of Oklahoma/Sept. 20, 2014
- Passing and Rushing Touchdown:** by Baker Mayfield of Oklahoma/Nov. 19, 2016
- Kickoff Return For Touchdown:** 97 yards Morgan Burns of Kansas State/Dec. 5, 2015
- Opening Kickoff Return for Touchdown:** 100 yards by Mardy Gilyard of Cincinnati/Nov. 8, 2008
- Punt Return For Touchdown:** 43 yards by Tyler Lockett of Kansas State/ Nov. 20, 2014
- 2 Players Return Punts For Touchdown:** by DeJuan Tribble (41) and Will Blackmon (71) of Boston College/Nov. 13, 2004
- Punt Blocked:** blocked by Morgan Burns of Kansas State/Dec. 5, 2015
- Punt Blocked/Recovered in End Zone For Touchdown:** blocked by Alex Lewis and recovered in end zone by Kareem Timbers of Wisconsin/ Aug. 30, 2003
- Punt Blocked/Returned For Touchdown:** blocked by Marcus Gildersleeve and returned 17 yards by Ricky Hall of Virginia Tech/ Oct. 31, 1998
- Interception Return For Touchdown:** 80 yards by Jordan Evans of Oklahoma/ Nov. 19, 2016
- 50-Yard Field Goal:** 57 by Jaden Oberkrom of TCU/Oct. 29, 2014
- Field Goal Blocked:** by Brandon Stewart of Kansas/Nov. 21, 2015



MarvinGROSS JR.



DavidLONG

THE LAST TIME ...

Blocked Field Goal Returned For Touchdown: 82 yards by Andrew Johnson of Louisville/Nov. 5, 2011

Intercepted Fumble Returned For Touchdown: 75 yards by Tim Quense of Pitt/Oct. 1, 1983

Fumble Recovered/Returned For Touchdown: 41 yards by Jordan Thomas of Oklahoma/Oct. 3, 2015

Two-Point Conversion By Rush: by Davin Meggett of Maryland/Sept. 17, 2011

Two-Point Conversion By Pass: by Mark Andrews from Baker Mayfield of Oklahoma/Nov. 19, 2016

Defensive Extra Point: Tim White of Arizona State returned a blocked extra point 98 yards for a two-point conversion/Jan. 2, 2016

Extra Point Blocked: by Ishmael Murphy-Richardson of Arizona State/Jan. 2, 2016

Punt Blocked For Safety: by Chris Nofoaiga of Idaho/Oct. 7, 2000

Team Gained 400 Yards Rushing: 468 by Baylor/Oct. 4, 2013

Team Gained 300 Yards Rushing: 316 by Oklahoma/Nov. 19, 2016

Team Gained 200 Yards Rushing: 316 by Oklahoma/Nov. 19, 2016

Team Failed To Gain 100 Yards Rushing: 85 at Oklahoma State/Oct. 29, 2016

Team Finished With Negative Rushing Yards: Minus-10 by Maryland/Sept. 18, 2010

Team Gained 300 Yards Passing: 318 at Texas/Nov. 12, 2016

Team Gained 400 Yards Passing: 418 by Arizona State/Jan. 2, 2016

Team Failed To Gain 100 Yards Passing: 29 by Georgia Southern/Sept. 5, 2015

Team Failed To Gain 50 Yards Passing: 29 by Georgia Southern/Sept. 5, 2015

Team Gained 500 Yards Total Offense: 536 at Texas/Nov. 12, 2016

Team Gained 600 Yards Total Offense: 616 by TCU/Oct. 29, 2015

Team Gained 700 Yards Total Offense: 872 by Baylor/Oct. 5, 2013

Team Gained 800 Yards Total Offense: 872 by Baylor/Oct. 5, 2013

Team Failed To Gain 250 Yards Total Offense: 221 at Kansas/Nov. 21, 2015

Team Failed To Gain 200 Yards Total Offense: 176 by Kansas/Oct. 4, 2014

Team Failed To Gain 100 Yards Total Offense: 90 by Rutgers/Oct. 12, 2002

Team Finished with 35 or more First Downs: 35 by TCU/Oct. 29, 2015

Team Finished with 30 or more First Downs: 32 at Texas/Nov. 12, 2016

Team Failed To Get A First Down: no instance yet found

Team Failed To Get A Rushing First Down: by Western Michigan/Sept. 7, 1996

Team Failed To Get A Passing First Down: by Pitt/Oct. 10, 1981

Successful Fake Punt: by Kirby Van Der Kamp of Iowa State/Nov. 30, 2012

Team Scored 70+ Points: 73 by Baylor/Oct. 5, 2013

Team Scored 60+ Points: 62 by Baylor/Oct. 17, 2015

Team Scored 50+ Points: 56 by Oklahoma/Nov. 19, 2016

Team Scored 40+ Points: 56 by Oklahoma/Nov. 19, 2016

Team Scored 30+ Points: 56 by Oklahoma/Nov. 19, 2016


Shutout Recorded: 37-0 by Maryland/Sept. 21, 2013

Safety Recorded: When WVU's Clint Trickett was sacked in the end zone by Texas' Cedric Reed/Nov. 8, 2014

Two Safeties Scored: When WVU's Geno Smith was tackled in the end zone by Syracuse's Cameron Lynch and Siriki Diabate, and when Smith was called for intentional grounding when he was being tackled by Brandon Sharpe/Dec. 29, 2012



BillyKINNEY



MikeMOLINA



2016 MOUNTAINEER ROSTER

| No. | Name | Pos. | Ht. | Wt. | Cl. | Exp. | Hometown/High School/Previous College |
|-----|--------------------|-------|------|-----|-------|------|---|
| 1 | Antonio Crawford | CB | 5-10 | 185 | r-Sr. | RS | Tampa, Fla./H.B. Plant/Miami |
| 1 | Shelton Gibson | WR | 6-0 | 198 | r-Jr. | 2vl | Cleveland, Ohio/Cleveland Heights |
| 2 | Jeremy Tyler | S | 5-11 | 207 | Sr. | 3vl | Lithonia, Ga./Martin Luther King |
| 2 | Ka'Raun White | WR | 6-1 | 200 | r-Jr. | 1vl | Macungie, Pa./Lackawanna College/Emmaus |
| 3 | Al-Rasheed Benton | LB | 6-1 | 237 | r-Jr. | 2vl | Newark, N.J./Shabazz |
| 3 | Skyler Howard | QB | 6-0 | 210 | Sr. | 2vl | Fort Worth, Texas/Brewer/Riverside City College |
| 4 | Kennedy McKoy | RB | 6-0 | 204 | Fr. | HS | Lexington, N.C./North Davidson |
| 5 | Jovon Durante | WR | 6-0 | 172 | So. | 1vl | Hollywood, Fla./Miramar |
| 5 | Xavier Preston | LB | 6-2 | 240 | Jr. | 2vl | Stuart, Fla./Jensen Beach |
| 6 | Dravon Askew-Henry | S | 5-11 | 200 | Jr. | 2vl | Aliquippa, Pa./Aliquippa |
| 6 | Daikiel Shorts Jr. | WR | 6-1 | 202 | Sr. | 3vl | Clayton, N.J./Eastern Christian |
| 7 | Khairi Sharif | S | 5-8 | 184 | r-Sr. | 1vl | Houston, Texas/Bellaire/Cisco JC |
| 7 | Brendan Ferns | LB | 6-2 | 228 | Fr. | HS | St. Clairsville, Ohio/St. Clairsville |
| 7 | Rushel Shell | RB | 5-10 | 225 | r-Sr. | 2vl | Hopewell, Pa./Hopewell/Pitt |
| 8 | Marcus Simms | WR | 6-1 | 202 | Fr. | HS | Sandy Spring, Md./Sherwood |
| 8 | Kyzir White | S | 6-3 | 212 | Jr. | JC | Macungie, Pa./Emmaus/Lackawanna College |
| 9 | Steven Smothers | WR | 5-9 | 158 | Fr. | HS | Baltimore, Md./Franklin |
| 9 | Jovanni Stewart | S | 5-8 | 195 | Fr. | HS | Katy, Texas/Katy |
| 10 | Cody Saunders | QB | 6-1 | 210 | Fr. | HS | Panama City Beach, Fla./Arnold |
| 10 | Dylan Tonkery | S | 6-0 | 208 | Fr. | HS | Bridgeport, W.Va./Bridgeport |
| 11 | Chris Chugunov | QB | 6-1 | 206 | r-Fr. | RS | Skillman, N.J./Montgomery |
| 11 | David Long | LB | 5-11 | 223 | r-Fr. | RS | Cincinnati, Ohio/Winton Woods |
| 12 | Gary Jennings | WR | 6-2 | 203 | So. | 1vl | Stafford, Va./Colonial Forge |
| 13 | Will Grier | QB | 6-1 | 212 | r-So. | TR | Davidson, N.C./Davidson Day School/Florida |
| 13 | Rasul Douglas | CB | 6-2 | 203 | r-Sr. | 1vl | East Orange, N.J./ East Orange/Nassau CC |
| 14 | Nana Kyeremeh | CB | 5-10 | 191 | r-Sr. | 2vl | Worthington, Ohio/Thomas Worthington |
| 15 | Billy Kinney | K/P | 6-4 | 213 | r-So. | SQ | Morgantown, W.Va./University |
| 15 | Kody Shearer | S | 5-9 | 163 | Fr. | HS | Morgantown, W.Va./Morgantown |
| 16 | Toyous Avery | S | 5-10 | 200 | r-So. | HS | Covington, Ga./Newton/Coffeyville CC |
| 17 | William Crest Jr. | S | 6-1 | 214 | r-So. | 1vl | Baltimore, Md./Dunbar |
| 17 | Mitch Chugunov | WR | 6-0 | 168 | Fr. | HS | Skillman, N.J./Montgomery |
| 18 | Marvin Gross Jr. | S | 6-3 | 195 | r-Jr. | 2vl | Baltimore, Md./Dunbar |
| 18 | Chase Ridley | WR | 5-8 | 142 | Fr. | HS | Charlotte, N.C./Stone Bridge (Va.) |
| 19 | Elijah Battle | CB | 5-11 | 189 | Jr. | HS | Linden, N.J./Barringer/Dodge City CC |
| 19 | Evan Staley | K | 6-0 | 177 | Fr. | HS | Romney, W.Va./Hampshire |
| 20 | Elijah Drummond | TE/FB | 6-0 | 220 | Fr. | HS | Bridgeport, W.Va./Bridgeport |
| 20 | Jacquez Adams | CB | 5-10 | 166 | Fr. | HS | Reisterstown, Md./Milford Academy |
| 22 | Jarrod Harper | S | 6-0 | 210 | r-Sr. | 3vl | Frostburg, Md./Mountain Ridge |
| 23 | Jordan Adams | CB | 5-11 | 176 | r-Fr. | RS | Reisterstown, Md./Franklin |
| 23 | Jashawn Banks | RB | 5-10 | 206 | Fr. | TR | Ashburn, Va./Broad Run/Fork Union |
| 24 | Zayvion Lawson | RB | 5-8 | 189 | Fr. | HS | Lewisburg, W.Va./Greenbrier East |
| 24 | Maurice Fleming | CB | 5-11 | 203 | r-Sr. | JC | Chicago, Ill./Currie Metropolitan/Iowa |
| 25 | Justin Crawford | RB | 5-11 | 198 | Jr. | JC | Columbus, Ga./Hardaway/Northwest Mississippi CC |
| 26 | Conner Watts | WR | 5-10 | 206 | Fr. | HS | Hurricane, W.Va./Hurricane |
| 26 | Deamonte Lindsay | S | 6-2 | 197 | r-Fr. | RS | Martinsburg, W.Va./Martinsburg |
| 27 | Chris Parry | WR | 5-9 | 182 | r-So. | SQ | Niles, Ohio/Niles |
| 27 | Sean Walters | LB | 6-2 | 227 | r-Sr. | 2vl | Hollywood, Fla./Hallandale |
| 28 | Elijah Wellman | TE/FB | 6-1 | 240 | r-Jr. | 2vl | Huntington, W.Va./Spring Valley |
| 28 | Jake Long | CB | 5-11 | 185 | Fr. | HS | Columbus, Ohio/Hamilton Township |
| 29 | Sean Mahone | CB | 5-11 | 202 | Fr. | HS | Liberty Township, Ohio/Lakota West |
| 30 | Druw Bowen | WR | 6-2 | 217 | Fr. | HS | Charleston, W.Va./George Washington |
| 30 | Justin Arndt | LB | 5-11 | 214 | r-Sr. | 3vl | Martinsburg, W.Va./Martinsburg |
| 31 | Zach Sandwisch | LB | 6-2 | 222 | Fr. | HS | Woodville, Ohio/Central Catholic |
| 32 | Dante Bonamico | S | 5-8 | 180 | Fr. | HS | Bridgeport, W.Va./Bridgeport |
| 32 | Martell Pettaway | RB | 5-10 | 203 | Fr. | HS | Detroit, Mich./Martin Luther King |
| 33 | Brandan Rivers | S | 6-0 | 185 | r-So. | SQ | Hubbard, Ohio/Hubbard |
| 34 | Shea Campbell | LB | 6-0 | 226 | r-Fr. | RS | Morgantown, W.Va./Morgantown |
| 35 | Brady Watson | RB | 5-7 | 204 | r-Fr. | RS | Ridgeley, W.Va./Frankfort |
| 36 | Carter Walburn | LB | 6-1 | 217 | Fr. | HS | Martinsburg, W.Va./Martinsburg |
| 37 | Kevin Williams | CB | 5-11 | 196 | r-Fr. | RS | Pompano Beach, Fla./Blanche Ely |
| 38 | Shane Commodore | S | 6-0 | 207 | r-Jr. | SQ | Morgantown, W.Va./Morgantown |

2016 MOUNTAINEER ROSTER

| No. | Name | Pos. | Ht. | Wt. | Cl. | Exp. | Hometown/High School/Previous College |
|-----|---------------------|-------|------|-----|-------|------|---|
| 39 | Mark Shaver | S | 5-10 | 195 | r-Jr. | RS | Huntington, W.Va./Huntington/Marshall |
| 40 | Mike Daniels | CB | 5-10 | 205 | Jr. | JC | Miami, Fla./South Dade/Globe Tech CC |
| 41 | Osman Kamara | S | 6-0 | 197 | Fr. | HS | Harrisburg, Pa./Bishop McDevitt |
| 41 | Alex Brooks | TE/FB | 5-11 | 235 | r-Jr. | SQ | Cleveland, Ohio/Mayfield |
| 42 | Logan Thimons | LB | 6-1 | 235 | Fr. | HS | Sarver, Pa./Freeport Area |
| 43 | Luke Williams | LB | 6-0 | 222 | Fr. | HS | Parkersburg, W.Va./Parkersburg South |
| 43 | R.C. Brunstetter | LS | 6-3 | 235 | r-So. | RS | Mocksville, N.C./Davie |
| 44 | Hodari Christian II | LB | 6-0 | 225 | r-Jr. | SQ | McKeesport, Pa./McKeesport |
| 45 | Adam Hensley | LB | 6-2 | 225 | Fr. | HS | Centerville, Ohio/Centerville |
| 46 | Reese Donahue | DL | 6-4 | 260 | Fr. | HS | Ona, W.Va./Cabell Midland |
| 47 | Michael Ferns | TE/FB | 6-2 | 245 | r-So. | RS | St. Clairsville, Ohio/Michigan |
| 47 | Jonah Campbell | LB | 6-0 | 235 | Fr. | HS | Morgantown, W.Va./Morgantown |
| 48 | Mike Molina | K | 5-8 | 180 | r-Jr. | SQ | Hurricane, W.Va./Hurricane |
| 49 | Darrien Howard | DL | 6-1 | 300 | Sr. | 3vl | Dayton, Ohio/Chaminade-Julienne |
| 50 | Troy Lilly | LB | 6-0 | 220 | r-Fr. | RS | Beckley, W.Va./Woodrow Wilson |
| 51 | Kyle Poland | LS | 6-1 | 230 | Fr. | HS | Morgantown, W.Va./Morgantown |
| 52 | Max Chefren | LB | 6-1 | 215 | r-Fr. | RS | Parkersburg, W.Va./Parkersburg |
| 52 | Nick Meadows | LS | 5-11 | 236 | r-Jr. | SQ | Williamstown, W.Va./Williamstown |
| 53 | Colton McKivitz | OL | 6-7 | 304 | r-Fr. | RS | Jacobsburg, Ohio/Union Local |
| 54 | Ja'HShaun Seider | OL | 6-3 | 287 | r-Fr. | RS | Belle Glade, Fla./Glades Central |
| 55 | Yodny Cajuste | OL | 6-5 | 304 | r-So. | 1vl | Miami, Fla./Miramar |
| 56 | Grant Lingafelter | OL | 6-6 | 308 | r-Jr. | 1vl | Chagrin Falls, Ohio/Chagrin Falls |
| 57 | Adam Pankey | OL | 6-5 | 316 | r-Sr. | 3vl | Hamilton, Ohio/Hamilton |
| 59 | Jonathan Szymczek | DL | 6-2 | 215 | Fr. | HS | Erie, Pa./Cathedral Prep |
| 61 | Zach Davis | OL | 6-2 | 299 | Fr. | HS | St. Mary's, W.Va./St. Mary's |
| 62 | Kyle Bosch | OL | 6-5 | 304 | r-Jr. | 1vl | St. Charles, Ill./St. Francis/Michigan |
| 63 | Kyle Ayers | DL | 5-11 | 301 | Fr. | HS | Beckley, W.Va./Woodrow Wilson |
| 65 | Tyler Orlosky | OL | 6-4 | 296 | r-Sr. | 3vl | Cleveland, Ohio/St. Edward |
| 67 | Alec Shriner | DL | 6-4 | 300 | r-Fr. | RS | Oviedo, Fla./Oviedo |
| 68 | Dontae Angus | OL | 6-6 | 328 | r-So. | SQ | Philadelphia, Pa./Martin Luther King |
| 69 | Brendan Willis | OL | 6-3 | 282 | r-Jr. | SQ | Centreville, Va./Centreville |
| 70 | D.J. Carozza | DL | 5-11 | 305 | r-Jr. | SQ | Parkersburg, W.Va./Parkersburg |
| 70 | Tony Matteo | OL | 6-4 | 302 | r-Sr. | 2vl | Clinton, Ohio/Manchester |
| 73 | Josh Sills | OL | 6-5 | 316 | Fr. | HS | Byesville, Ohio/Meadowbrook |
| 74 | Sylvester Townes | OL | 6-6 | 310 | r-Sr. | SQ | Memphis, Tenn./Germantown/Coahoma CC |
| 76 | Chase Behrndt | DL | 6-4 | 308 | Fr. | HS | Wildwood, Mo./Lafayette |
| 77 | Marcell Lazard | OL | 6-6 | 306 | r-Jr. | 1vl | Bloomfield, N.J./Bloomfield |
| 78 | Jacob Buccigossi | OL | 6-3 | 294 | Fr. | HS | Pittsburgh, Pa./North Hills |
| 79 | Matt Jones | OL | 6-3 | 316 | r-Fr. | RS | Hubbard, Ohio/Hubbard |
| 80 | Jonn Young | K/P | 6-0 | 202 | Fr. | HS | Advance, N.C./Davie |
| 81 | Trevon Wesco | TE/FB | 6-4 | 261 | r-So. | JC | Martinsburg, W.Va./Musselman/Lackawanna College |
| 82 | Devonte Mathis | WR | 6-1 | 221 | r-Sr. | 2vl | Miami, Fla./Miramar |
| 83 | Seth Aungst | WR | 6-2 | 200 | Fr. | HS | Hollidaysburg, Pa./Hollidaysburgz |
| 84 | Matt Bezjak | TE/FB | 6-5 | 245 | Fr. | HS | Loveland, Ohio/Loveland |
| 85 | Ricky Rogers | WR | 6-1 | 203 | r-So. | SQ | Monroeville, Pa./Gateway |
| 86 | Nick Davisson | WR | 5-9 | 148 | Fr. | HS | Fairmont, W.Va./Fairmont Senior |
| 87 | Stone Wolfley | TE/FB | 6-4 | 252 | r-Fr. | RS | Morgantown, W.Va./Morgantown |
| 88 | Adam Shuler II | DL | 6-4 | 267 | r-Fr. | RS | Longwood, Fla./Lyman |
| 89 | Rob Dowdy | OL | 6-5 | 296 | r-Fr. | RS | Westerville, Ohio/Westerville South |
| 90 | Matt Vucelik | TE/FB | 5-11 | 221 | r-Fr. | RS | McMechen, W.Va./Bishop Donahue |
| 91 | Nate Green | TE/FB | 6-4 | 257 | Fr. | HS | Wellsburg, W.Va./Brooke |
| 92 | Jon Lewis | DL | 6-3 | 270 | r-Jr. | SQ | Morgantown, W.Va./University |
| 93 | John Groh | DL | 6-2 | 240 | r-Fr. | RS | Lebanon, Pa./Lebanon Catholic |
| 95 | Christian Brown | DL | 6-2 | 305 | r-Sr. | 3vl | Fort Myers, Fla./Bridgeton |
| 96 | Jaleel Fields | DL | 6-1 | 295 | r-So. | SQ | Aliquippa, Pa./Aliquippa |
| 97 | Noble Nwachukwu | DL | 6-2 | 275 | r-Sr. | 3vl | Wylie, Texas/Wylie |
| 98 | Jeffery Pooler | DL | 6-2 | 284 | Fr. | HS | Dayton, Ohio/Dunbar |
| 99 | Xavier Pegues | DL | 6-2 | 280 | r-Jr. | RS | Oxford, Miss./Oxford/Itawamba CC |



WEST VIRGINIA'S 20-YARD PLAYS IN 2016

OFFENSE

| | |
|------------|--|
| 61..... | Crawford rush (Oklahoma) |
| 61..... | Gibson pass from Howard (Oklahoma) |
| 57/TD..... | Gibson pass from Howard (YSU) |
| 54/TD..... | Gibson pass from Howard (YSU) |
| 53/TD..... | White pass from Howard (YSU) |
| 53..... | Shorts pass from Howard (Texas Tech) |
| 52..... | Gibson pass from Howard (Kansas State) |
| 51..... | Gibson pass from Howard (BYU) |
| 51..... | Durante pass from Howard (Texas Tech) |
| 47..... | Jennings pass from Howard (Texas Tech) |
| 46..... | Gibson pass from Howard (Kansas State) |
| 45..... | Gibson pass from Howard (YSU) |
| 45..... | Crawford rush (Oklahoma) |
| 45..... | Crawford rush (Oklahoma) |
| 44..... | McKoy rush (Kansas) |
| 40..... | Gibson pass from Howard (Kansas) |
| 38..... | McKoy rush (Texas Tech) |
| 37..... | Crawford rush (Kansas) |
| 37/TD..... | White pass from Howard (Oklahoma) |
| 36..... | Shorts pass from Howard (TCU) |
| 36..... | Durante pass from Howard (Texas) |
| 36..... | Crawford rush (Oklahoma) |
| 36..... | Crawford rush (Oklahoma) |
| 35..... | Gibson pass from Howard (BYU) |
| 35..... | McKoy rush (Texas Tech) |
| 33/TD..... | Howard rush (Kansas) |
| 32..... | Gibson pass from Howard (BYU) |
| 32/TD..... | Gibson pass from Howard (Kansas) |
| 31..... | Shorts pass from Howard (Kansas State) |
| 31..... | Durante pass from Howard (TCU) |
| 29..... | J. Crawford rush (Missouri) |
| 29..... | Shorts pass from Howard (Missouri) |
| 29/TD..... | White pass from Howard (Texas) |
| 29..... | Crawford rush (Oklahoma) |
| 28..... | Shell pass from Howard (TCU) |
| 27..... | Shorts pass from Howard (Texas Tech) |
| 27/TD..... | Crawford rush (Kansas) |
| 26..... | Gibson pass from Howard (BYU) |
| 26..... | McKoy rush (TCU) |
| 26..... | Shorts pass from Howard (Texas) |
| 25..... | White pass from Howard (Missouri) |
| 25..... | Gibson rush (Kansas) |
| 24..... | Shorts pass from Howard (Missouri) |
| 24..... | White pass from Howard (TCU) |
| 24..... | McKoy rush (Kansas) |
| 25..... | Crawford 25 rush (Kansas) |
| 23/TD..... | Shell rush (Missouri) |
| 23..... | Gibson pass from Howard (Texas) |
| 22..... | Shell pass from Howard (Missouri) |
| 22..... | Shorts pass from Howard (YSU) |
| 22..... | McKoy rush (YSU) |
| 22/TD..... | Gibson pass from Howard (TCU) |
| 22/TD..... | Howard 22 rush (Kansas) |
| 22..... | Shorts pass from Howard (Kansas) |
| 21..... | Shell rush (YSU) |
| 21/TD..... | McKoy pass from Howard (YSU) |
| 21..... | Crawford rush (BYU) |
| 21..... | Crawford rush (Kansas State) |
| 21..... | McKoy rush (Texas Tech) |
| 21..... | Shorts pass from Howard (Kansas) |
| 20..... | Howard rush (Missouri) |
| 20..... | Shell rush (Missouri) |
| 20..... | Mathis pass from Howard (Missouri) |
| 20..... | Shorts pass from Howard (YSU) |
| 20..... | Shorts pass from Howard (Texas Tech) |
| 20..... | Howard rush (Texas Tech) |
| 20..... | White pass from Howard (Texas Tech) |
| 20..... | Shell rush (TCU) |
| 20..... | White pass from Howard (Oklahoma St.) |
| 20..... | Crawford rush (Oklahoma St.) |
| 20..... | Durante rush (Oklahoma St.) |
| 20/TD..... | Durante pass from Howard (Oklahoma) |

DEFENSE

| | |
|------------|-----------------------------------|
| 54/TD..... | Douglas interception return (BYU) |
| 37..... | Douglas interception return (TCU) |

SPECIAL TEAMS

| | |
|------------|--------------------------------------|
| 51..... | Gibson kickoff return (Kansas) |
| 44/FG..... | Molina field goal (Texas) |
| 39/FG..... | Molina field goal (Kansas) |
| 38/FG..... | Molina field goal (TCU) |
| 37/FG..... | Lambert field goal (Kansas State) |
| 36/FG..... | Molina field goal (Oklahoma St.) |
| 36..... | Gibson kickoff return (BYU) |
| 35/FG..... | Molina field goal (Kansas) |
| 34..... | Gibson kickoff return (Missouri) |
| 34/FG..... | Molina field goal (Texas Tech) |
| 33/FG..... | Molina field goal (Missouri) |
| 32/FG..... | Molina field goal (YSU) |
| 31..... | Gibson kickoff return (TCU) |
| 30..... | Gibson kickoff return (Missouri) |
| 30..... | Gibson kickoff return (BYU) |
| 30..... | Gibson kickoff return (Kansas) |
| 27..... | Gibson Kickoff return (Oklahoma St.) |
| 26/FG..... | Molina field goal (Missouri) |
| 26/FG..... | Molina field goal (TCU) |
| 26..... | Gibson kickoff return (Oklahoma) |
| 25..... | Gibson kickoff return (Texas Tech) |
| 23..... | Gibson kickoff return (Oklahoma) |
| 22..... | Gibson kickoff return (TCU) |
| 22/FG..... | Molina field goal (Texas Tech) |
| 21/FG..... | Molina field goal (Missouri) |
| 21..... | Jennings kickoff return (YSU) |
| 21/FG..... | Molina field goal (Oklahoma St.) |
| 20..... | Gibson kickoff return (BYU) |
| 20..... | Gibson kickoff return (Texas) |

WEST VIRGINIA OPPONENT'S 20-YARD PLAYS IN 2016

OFFENSE

| | |
|------------|---|
| 75/TD..... | Westbrook pass from Mayfield (Oklahoma) |
| 74/TD..... | Bailey pass from Davis (YSU) |
| 56..... | Williams rush (BYU) |
| 45/TD..... | Taylor pass from Stanley (Kansas) |
| 44/TD..... | Giles pass from Mahomes (Texas Tech) |
| 42..... | Moore pass from Lock (Missouri) |
| 42..... | Barbel pass from Cozart (Kansas) |
| 40..... | Zunica pass from Sims (Kansas) |
| 37..... | Burton pass from Ertz (Kansas State) |
| 37..... | Sadler pass from Mahomes (Texas Tech) |
| 34..... | Sadler pass from Mahomes (Texas Tech) |
| 33..... | Washington pass from Rudolph (Oklahoma St.) |
| 32..... | Sims pass from Cozart (Kansas) |
| 32..... | Sims pass from Stanley (Kansas) |
| 32..... | Foreman rush (Texas) |
| 32..... | Leonard 32 pass from Buechele (Texas) |
| 30..... | Coutee pass from Mahomes (Texas Tech) |
| 29..... | Kurtz pass from Hill (BYU) |
| 29..... | Leonard pass from Buechele (Texas) |
| 28..... | Giles pass from Mahomes (Texas Tech) |
| 28..... | Leonard pass from Buechele (Texas) |
| 27..... | Hill rush (BYU) |
| 27..... | Williams pass from Hill (TCU) |
| 26..... | Black pass from Lock (Missouri) |
| 26..... | Heath pass from Ertz (Kansas State) |
| 25..... | Black pass from Lock (Missouri) |
| 25..... | Juergens pass from Hill (BYU) |
| 25..... | Westbrook pass from Mayfield (Oklahoma) |
| 24..... | Gonzalez kickoff return (Kansas) |
| 24..... | Stanley rush (Kansas) |
| 23..... | Kurtz pass from Hill (BYU) |
| 23..... | Jarwin pass from Rudolph (Oklahoma St.) |
| 23..... | Buechele rush (Texas) |
| 22..... | Collins pass from Lock (Missouri) |
| 22..... | Scott pass from Davis (YSU) |
| 21..... | Zanders rush (Missouri) |
| 21..... | Scott pass from Davis (YSU) |
| 21/TD..... | Juergens pass from Hill (BYU) |
| 21..... | Foreman rush (Texas) |
| 21..... | Mixon rush (Oklahoma) |
| 21..... | Perine rush (Oklahoma) |
| 20..... | Ertz rush (Kansas State) |
| 20..... | Giles pass from Mahomes (Texas Tech) |
| 20..... | Washington pass from Rudolph (Oklahoma St.) |
| 20..... | Johnson pass from Buechele (Texas) |
| 20..... | Johnson pass from Buechele (Texas) |
| 20..... | Mixon rush (Oklahoma) |

DEFENSE

| | |
|------------|---|
| 80/TD..... | Evans interception return (Oklahoma) |
| 59..... | Richards interception return (Oklahoma St.) |
| 36..... | Henry interception return (Oklahoma St.) |
| 20..... | Pau'u interception return (BYU) |

SPECIAL TEAMS

| | |
|------------|---------------------------------------|
| 58..... | Pringle kickoff return (Kansas State) |
| 50..... | Aleva kickoff return (BYU) |
| 46..... | Davis kickoff return (Texas Tech) |
| 42/FG..... | Hatfield field goal (Texas Tech) |
| 41..... | Hadley kickoff return (BYU) |
| 39..... | Towsend kickoff return (YSU) |
| 37/FG..... | McCrane field goal (Kansas State) |
| 32/FG..... | Grogan field goal (Oklahoma St.) |
| 31/FG..... | McCrane field goal (Kansas State) |
| 30..... | Pringle kickoff return (Kansas State) |
| 30..... | Gray kickoff return (TCU) |
| 30/FG..... | Hatfield field goal (TCU) |
| 30..... | Gray kickoff return (TCU) |
| 30..... | Sanders kickoff return (Oklahoma St.) |

| | |
|------------|---------------------------------------|
| 28..... | Mixon kickoff return (Oklahoma) |
| 27/FG..... | Domingue field goal (Texas) |
| 25..... | Townsend kickoff return (YSU) |
| 25/FG..... | Almond field goal (BYU) |
| 25/FG..... | Grogan field goal (Oklahoma St.) |
| 24/FG..... | McCann field goal (Missouri) |
| 24..... | Bailey kickoff return (YSU) |
| 24..... | Gonzalez kickoff return (Kansas) |
| 24..... | Warrick kickoff return (Texas) |
| 23..... | Ross kickoff return (Missouri) |
| 22/FG..... | Almond field goal (BYU) |
| 22/FG..... | McCrane field goal (Kansas State) |
| 22/FG..... | Grogan field goal (Oklahoma St.) |
| 22..... | Warrick kickoff return (Texas) |
| 21..... | Crockett kickoff return (Missouri) |
| 21..... | Sanders kickoff return (Oklahoma St.) |
| 20..... | Mixon kickoff return (Oklahoma) |



WEST VIRGINIA'S 2016 SCORING DRIVES

| Opponent | Plays | Yds | Time | Result |
|--------------|-------|-----|------|--------------------------------|
| Missouri | 11 | 60 | 4:59 | Molina 19 FG |
| Missouri | 9 | 88 | 2:50 | Shell 23 rush |
| Missouri | 10 | 67 | 3:25 | Molina 26 FG |
| Missouri | 8 | 70 | 2:19 | J. Crawford 1 rush |
| Missouri | 12 | 67 | 4:41 | Molina 21 FG |
| Missouri | 9 | 60 | 3:21 | Molina 33 FG |
| YSU | 8 | 80 | 2:43 | White 53 pass from Howard |
| YSU | 6 | 86 | 2:09 | Gibson 54 pass from Howard |
| YSU | 9 | 86 | 3:05 | Shorts 11 pass from Howard |
| YSU | 14 | 65 | 4:42 | Molina 32 FG |
| YSU | 1 | 57 | 0:09 | Gibson 57 pass from Howard |
| YSU | 7 | 75 | 3:07 | McKoy 21 pass from Howard |
| BYU | 13 | 88 | 5:38 | Shell 6 rush |
| BYU | 12 | 86 | 4:27 | Shell 2 rush |
| BYU | 0 | 0 | 0:00 | Douglas 54 interception return |
| BYU | 4 | 59 | 1:30 | Howard 5 rush |
| BYU | 12 | 99 | 4:18 | Shorts 9 pass from Howard |
| Kansas State | 9 | 55 | 3:36 | Lambert 37 FG |
| Kansas State | 8 | 73 | 3:08 | Crawford 1 rush |
| Kansas State | 9 | 57 | 2:07 | Durante 7 pass from Howard |
| Texas Tech | 9 | 91 | 2:59 | Crawford 10 rush |
| Texas Tech | 7 | 58 | 1:34 | Molina 34 FG |
| Texas Tech | 10 | 89 | 4:05 | Crawford 5 pass from Howard |
| Texas Tech | 7 | 72 | 1:56 | Howard 8 rush |
| Texas Tech | 11 | 70 | 4:00 | Molina 22 FG |
| Texas Tech | 8 | 83 | 2:58 | Howard 1 rush |
| Texas Tech | 3 | 32 | 1:21 | Shell 14 rush |
| Texas Tech | 10 | 75 | 5:57 | Shell 3 rush |
| TCU | 3 | 17 | 0:56 | Shorts 10 pass from Howard |
| TCU | 3 | 58 | 0:57 | Gibson 22 pass from Howard |
| TCU | 5 | 67 | 1:45 | Jennings 11 pass from Howard |
| TCU | 15 | 54 | 7:36 | Molina 38 FG |
| TCU | 11 | 67 | 5:17 | White 16 pass from Howard |
| TCU | 10 | 75 | 5:51 | Molina 26 FG |
| Oklahoma St. | 11 | 56 | 4:03 | Molina 36 FG |
| Oklahoma St. | 12 | 75 | 4:57 | Gibson 19 pass from Howard |
| Oklahoma St. | 9 | 75 | 2:18 | Howard 12 rush |
| Oklahoma St. | 10 | 79 | 4:14 | Molina 21 FG |
| Kansas | 6 | 57 | 1:41 | Molina 35 FG |
| Kansas | 5 | 77 | 1:37 | Howard 22 rush |
| Kansas | 4 | 52 | 1:13 | Howard 33 rush |
| Kansas | 7 | 72 | 2:55 | Shorts 7 pass from Howard |
| Kansas | 5 | 56 | 0:52 | Gibson 19 pass from Howard |
| Kansas | 4 | 65 | 1:20 | Crawford 27 rush |
| Kansas | 5 | 67 | 2:11 | Gibson 32 pass from Howard |
| Kansas | 6 | 23 | 1:43 | Molina 39 FG |
| Texas | 13 | 48 | 4:39 | Molina 44 FG |
| Texas | 9 | 66 | 2:51 | McKoy 8 rush |
| Texas | 6 | 70 | 1:44 | White 29 pass from Howard |
| Texas | 14 | 79 | 5:34 | McKoy 3 rush |
| Oklahoma | 6 | 60 | 1:13 | Durante 20 pass from Howard |
| Oklahoma | 5 | 63 | 1:37 | Howard 6 rush |
| Oklahoma | 4 | 79 | 0:56 | Howard 9 rush |
| Oklahoma | 7 | 85 | 2:24 | White 37 pass from Howard |

WEST VIRGINIA OPPONENT'S 2016 SCORING DRIVES

| Opponent | Plays | Yds | Time | Result |
|--------------|-------|-----|------|---------------------------------|
| Missouri | 9 | 68 | 2:30 | McCann 24 FG |
| Missouri | 10 | 80 | 2:01 | Black 8 pass from Lock |
| YSU | 9 | 72 | 4:21 | Ruiz 1 rush |
| YSU | 3 | 80 | 1:17 | Bailey 74 pass from Davis |
| YSU | 9 | 57 | 3:18 | Hosick 15 rush |
| BYU | 12 | 78 | 6:33 | Juergens 25 pass from Hill |
| BYU | 5 | 55 | 1:39 | Almond 22 FG |
| BYU | 10 | 43 | 2:14 | Almond 25 FG |
| BYU | 8 | 57 | 4:08 | Williams 7 rush |
| BYU | 8 | 67 | 2:01 | Williams 3 rush |
| BYU | 9 | 79 | 2:01 | Laulu-Pututau 18 pass form Hill |
| Kansas State | 7 | 48 | 2:43 | Ertz 2 rush |
| Kansas State | 9 | 49 | 3:46 | McCrane 37 FG |
| Kansas State | 11 | 83 | 5:25 | McCrane 31 FG |
| Kansas State | 9 | 37 | 4:38 | McCrane 22 FG |
| Texas Tech | 9 | 74 | 2:59 | Giles 44 pass from Mahomes |
| Texas Tech | 10 | 51 | 4:56 | Hatfield FG |
| Texas Tech | 8 | 48 | 2:11 | Giles 16 pass from Shimonek |
| TCU | 11 | 62 | 5:22 | Hatfield 30 FG |
| TCU | 12 | 76 | 5:14 | Austin 11 pass from Hill |
| Oklahoma St. | 8 | 49 | 3:55 | Grogan 32 FG |
| Oklahoma St. | 10 | 71 | 3:22 | Grogan 25 FG |
| Oklahoma St. | 2 | 13 | 0:41 | Lacy 5 pass from Rudolph |
| Oklahoma St. | 15 | 78 | 5:01 | McCleskey 3 pass from Rudolph |
| Oklahoma St. | 3 | 9 | 1:18 | Rudolph 2 rush |
| Oklahoma St. | 9 | 67 | 3:43 | Lacy 7 pass from Rudolph |
| Oklahoma St. | 4 | 4 | 2:38 | Grogan 22 FG |
| Kansas | 5 | 29 | 1:37 | Kinner 2 rush |
| Kansas | 7 | 74 | 2:33 | Taylor 45 pass from Stanley |
| Kansas | 4 | 80 | 1:03 | Sims 11 pass from Stanley |
| Texas | 12 | 65 | 2:59 | Domingue 27 FG |
| Texas | 5 | 58 | 1:44 | Buechele 10 rush |
| Texas | 21 | 84 | 6:48 | Domingue 19 FG |
| Texas | 9 | 80 | 2:12 | Johnson 20 pass from Buechele |
| Oklahoma | 6 | 34 | 2:50 | Perine 2 rush |
| Oklahoma | 3 | 77 | 0:54 | Westbrook 75 pass from Mayfield |
| Oklahoma | 9 | 78 | 3:52 | Mead 5 pass from Mayfield |
| Oklahoma | 8 | 96 | 3:49 | Mixon 5 rush |
| Oklahoma | 11 | 97 | 5:46 | Perine 9 rush |
| Oklahoma | 0 | 0 | 0:00 | Evans 80 interception return |
| Oklahoma | 11 | 65 | 5:21 | Mayfield 1 rush |
| Oklahoma | 5 | 28 | 2:58 | Mayfield 1 rush |



TOP GAME PERFORMANCES ...

WEST VIRGINIA 100-YARD RUSHERS

| Date | Opponent | Player | Att. | Yards | Avg. | TD | Long |
|-------|------------|-------------|------|-------|------|----|------|
| 11/19 | Oklahoma | J. Crawford | 24 | 331 | 13.8 | 0 | 61 |
| 11/5 | Kansas | J. Crawford | 13 | 129 | 9.9 | 1 | 37 |
| 11/5 | Kansas | K. McKoy | 18 | 127 | 7.1 | 0 | 44 |
| 10/22 | TCU | R. Shell | 24 | 117 | 4.9 | 0 | 20 |
| 10/15 | Texas Tech | R. Shell | 21 | 104 | 5.0 | 2 | 14 |
| 10/1 | Kansas St. | J. Crawford | 18 | 104 | 5.8 | 1 | 21 |
| 9/3 | Missouri | J. Crawford | 21 | 101 | 4.8 | 1 | 29 |

100-YARD RECEIVERS

| Date | Opponent | Player | Rec. | Yards | Avg. | TD | Long |
|-------|------------|-----------|------|-------|------|----|------|
| 11/5 | Kansas | D. Shorts | 7 | 104 | 14.9 | 1 | 22 |
| 11/5 | Kansas | S. Gibson | 4 | 102 | 25.5 | 2 | 40 |
| 10/15 | Texas Tech | D. Shorts | 3 | 100 | 33.3 | 0 | 53 |
| 10/1 | Kansas St. | S. Gibson | 3 | 104 | 34.7 | 0 | 52 |
| 9/24 | BYU | S. Gibson | 4 | 144 | 36.0 | 0 | 51 |
| 9/10 | YSU | S. Gibson | 6 | 171 | 28.5 | 2 | 57 |
| 9/3 | Missouri | D. Shorts | 8 | 131 | 16.4 | 0 | 29 |

300-YARD PASSERS

| Date | Opponent | Player | Comp. | Att. | Yards | TD | Long |
|------|----------|-----------|-------|------|-------|----|------|
| 9/15 | TTU | S. Howard | 21 | 31 | 318 | 1 | 53 |
| 9/10 | YSU | S. Howard | 20 | 33 | 389 | 5 | 57 |
| 9/24 | BYU | S. Howard | 31 | 40 | 332 | 1 | 51 |

10+ TACKLES

| Date | Opponent | Player | Solo | Assist | Total | TFL | Sacks |
|-------|----------|------------|------|--------|-------|-------|-------|
| 11/19 | Oklahoma | A. Benton | 10 | 4 | 14 | 0 | 0 |
| 11/19 | Oklahoma | D. Howard | 7 | 3 | 10 | 0 | 0 |
| 11/12 | Texas | D. Long | 7 | 3 | 10 | 1/4 | 1/4 |
| 11/12 | Texas | J. Arndt | 11 | 1 | 12 | 1/7 | 1/7 |
| 9/10 | YSU | R. Douglas | 9 | 2 | 11 | 0.5/0 | 0 |

OPPONENT 100-YARD RUSHERS

| Date | Opponent | Player | Att. | Yards | Avg. | TD | Long |
|-------|----------|-------------|------|-------|------|----|------|
| 11/19 | Oklahoma | S. Perine | 31 | 160 | 5.2 | 2 | 21 |
| 11/19 | Oklahoma | J. Mixon | 24 | 147 | 6.1 | 1 | 21 |
| 11/12 | Texas | D. Foreman | 35 | 167 | 4.8 | 0 | 32 |
| 10/22 | TCU | K. Hicks | 15 | 103 | 6.9 | 0 | 18 |
| 9/24 | BYU | J. Williams | 24 | 169 | 7.0 | 2 | 56 |
| 9/24 | BYU | T. Hill | 13 | 101 | 7.8 | 0 | 27 |

100-YARD RECEIVERS

| Date | Opponent | Player | Rec. | Yards | Avg. | TD | Long |
|-------|-------------|---------------|------|-------|------|----|------|
| 11/19 | Oklahoma | D. Westbrook | 2 | 100 | 50.0 | 1 | 75 |
| 11/12 | Texas | D. Leonard | 7 | 125 | 17.9 | 0 | 32 |
| 11/5 | Kansas | S. Sims | 9 | 124 | 13.8 | 1 | 32 |
| 10/29 | Okla. State | J. Washington | 6 | 117 | 19.5 | 0 | 33 |
| 9/15 | Texas Tech | J. Giles | 8 | 136 | 17.0 | 2 | 44 |
| 9/3 | Missouri | J. Moore | 8 | 104 | 13.0 | 0 | 42 |
| 9/3 | Missouri | C. Black | 6 | 102 | 17.0 | 1 | 26 |

300-YARD PASSERS

| Date | Opponent | Player | Comp. | Att. | Yards | TD | Long |
|-------|------------|-------------|-------|------|-------|----|------|
| 11/12 | Texas | S. Buechele | 31 | 48 | 318 | 1 | 32 |
| 10/15 | Texas Tech | P. Mahomes | 28 | 44 | 305 | 1 | 44 |

10+ TACKLES

| Date | Opponent | Player | Solo | Assist | Total | TFL | Sacks |
|-------|-------------|-------------|------|--------|-------|-------|-------|
| 10/29 | Okla. State | C. Whitener | 8 | 5 | 13 | 1/4 | 1/4 |
| 10/22 | TCU | T. Howard | 10 | 1 | 11 | 0 | 0 |
| 10/15 | Texas Tech | J. Johnson | 8 | 2 | 10 | 0 | 0 |
| 10/1 | Kansas St. | E. Lee | 12 | 2 | 14 | 1/2 | 1/2 |
| 9/24 | BYU | F. Warner | 9 | 5 | 14 | 0.5/1 | 0 |
| 9/10 | YSU | J. Smith | 10 | 2 | 12 | 0 | 0 |
| 9/3 | Missouri | M. Scherer | 10 | 0 | 10 | 1/1 | 0 |

SPECIAL TEAMS TACKLES

| Player | Total | UA/A | KO | P | MO | YSU | BYU | KS | TT | TCU | OSU | KU | TX | OK | ISU | BU |
|------------------|-------|------|----|---|-----|-----|-----|-----|-----|-----|-----|-----|-----|-----|-----|----|
| Marvin Gross | 8 | 6/2 | 6 | 2 | 0 | 1/1 | 0 | 1/0 | 0 | 2/1 | 0 | 1/0 | 1/0 | 0 | 0 | 0 |
| Shane Commodore | 7 | 3/4 | 7 | 0 | 0 | 0/1 | 1/0 | 0 | 0 | 1/1 | 0 | 0 | 1/1 | 0/1 | 0 | 0 |
| Nana Kyeremeh | 5 | 5/0 | 3 | 2 | 1/0 | 1/0 | 0 | 1/0 | 0 | 0 | 0 | 2/0 | 0 | 0 | 0 | 0 |
| David Long | 4 | 3/1 | 3 | 1 | 1/0 | 0 | 0/1 | 0 | 1/0 | 1/0 | 0 | 0 | 0 | 0 | 0 | 0 |
| Maurice Fleming | 3 | 3/0 | 3 | 0 | 0 | 0 | 0 | 0 | 0 | 0 | 2/0 | 1/0 | 0 | 0 | 0 | 0 |
| Khairi Sharif | 4 | 4/0 | 3 | 1 | 1/0 | 1/0 | 0 | 0 | 0 | 0 | 1/0 | 0 | 0 | 1/0 | 0 | 0 |
| Elijah Battle | 3 | 3/0 | 3 | 0 | 0 | 0 | 0 | 1/0 | 0 | 1/0 | 0 | 0 | 0 | 1/0 | 0 | 0 |
| Rasul Douglas | 3 | 1/2 | 3 | 0 | 0 | 0 | 0/1 | 0 | 0 | 1/0 | 0 | 0 | 0/1 | 0 | 0 | 0 |
| Xavier Preston | 3 | 2/1 | 3 | 0 | 0 | 0 | 0 | 0 | 0 | 0 | 0 | 1/0 | 1/0 | 0/1 | 0 | 0 |
| Toyous Avery | 2 | 2/0 | 1 | 1 | 1/0 | 0 | 0 | 0 | 0 | 0 | 0 | 1/0 | 0 | 0 | 0 | 0 |
| Jovanni Stewart | 2 | 2/0 | 2 | 0 | 0 | 0 | 2/0 | 0 | 0 | 0 | 0 | 0 | 0 | 0 | 0 | 0 |
| Elijah Wellman | 2 | 1/1 | 0 | 2 | 0 | 1/0 | 0/1 | 0 | 0 | 0 | 0 | 0 | 0 | 0 | 0 | 0 |
| Antonio Crawford | 1 | 1/0 | 1 | 0 | 0 | 0 | 0 | 0 | 1/0 | 0 | 0 | 0 | 0 | 0 | 0 | 0 |
| Shelton Gibson | 1 | 1/0 | 1 | 0 | 0 | 1/0 | 0 | 0 | 0 | 0 | 0 | 0 | 0 | 0 | 0 | 0 |
| Gary Jennings | 1 | 1/0 | 1 | 0 | 0 | 0 | 0 | 0 | 1/0 | 0 | 0 | 0 | 0 | 0 | 0 | 0 |
| Kennedy McKoy | 1 | 0/1 | 0 | 1 | 0 | 0 | 0/1 | 0 | 0 | 0 | 0 | 0 | 0 | 0 | 0 | 0 |
| Nick Meadows | 1 | 1/0 | 0 | 1 | 0 | 0 | 0 | 0 | 1/0 | 0 | 0 | 0 | 0 | 0 | 0 | 0 |
| Mike Molina | 1 | 1/0 | 1 | 0 | 0 | 0 | 0 | 1/0 | 0 | 0 | 0 | 0 | 0 | 0 | 0 | 0 |



Mike **MOLINA**

Rushel **SHELL III**

GAME 1: WEST VIRGINIA 26, MISSOURI 11

MORGANTOWN, W.Va. (Sept. 3, 2016) - West Virginia opened the 2016 season with a solid 26-11 victory the SEC's Missouri, in front of 60,125 fans at Milan Puskar Stadium.

A beautiful Labor Day Saturday, with an 81 degree temperature, provided the setting for the start of the 125th year of West Virginia football. Festivities for the day included the retirement of Bruce Bosley's No. 77, recognition of WVU's five Olympic medalists from the 2016 Rio games, including Gold medalist Ginny Thrasher and the wearing of a special helmet logo celebrating the 125th year.

The Mountaineers wasted little time in setting the tone for the game and sending the home folks away happy. Racking up 10 first-quarter points and the game's first 13 points, West Virginia grabbed the lead and never relinquished it.

At the 5:41 mark of the first quarter, redshirt junior Mike Molina kicked the first field goal of his career, a 19-yarder that started the scoring for the season, giving WVU a 3-0 lead.

Before the end of the quarter, senior tailback Rushel Shell III finished off a nine-play 88-yard drive with a 23-yard run, giving WVU its first touchdown of 2016 and a 10-0 advantage.

In the second quarter, Molina added his second field goal, this time from 26 yards, to give West Virginia a 13-0 cushion. Missouri did strike before the half ended as Tucker McCann's 24-yard field goal finished off a nine-play, 68-yard drive and provided the Tigers their first points of the season.

Leading 13-3 at the half, West Virginia started the third quarter strong and essentially put the game away by outscoring the Tigers 10-0 in the quarter.

The opening possession of the third quarter saw the Mountaineers turn in an eight-play, 70-yard scoring drive, which was finished off by tailback Justin Crawford's first career touchdown from one-yard away.

Later in the quarter, Molina was good on his third field goal, as his 21-yarder ended a 67-yard drive and upped West Virginia's advantage to 23-3 heading into the fourth.

Missouri outscored the Mountaineers in the fourth quarter by scoring eight points in the game's final two minutes, but it was far too little and too late.

Molina struck for the fourth time at the 7:26 mark with his longest field goal, 33 yards, to up the WVU margin to 26-3. The Tigers scored their first touchdown of 2016 with 1:49 left, as quarterback Drew Lock found receiver Chris Black for an eight-yard scoring toss. Lock then connected with receiver J'Mon Moore for the two-point conversion to end the scoring at 26-11 in favor of the Mountaineers.

WVU's Skyler Howard finished with 253 yards passing, while Crawford made the most of his debut with 101 yards rushing and one score, averaging 4.8 yards per carry. Shell added 90

yards rushing and one touchdown, giving the Mountaineers a strong one-two combination in the running game

Receiver Daikiel Shorts turned in the first 100-yard receiving game of his career, and was Howard's favorite target with eight receptions for 131 yards with a long catch of 29 yards.

The Mountaineer defense received eight tackles each from Antonio Crawford and Justin Arndt to pace the unit.

Lock totalled 280 yards passing for Missouri and the Tigers had two 100-yard receivers. Moore caught eight passes for 104 yards, while Black added 102 yards on six receptions. Leading the Tiger defense was Michael Scherer with 10 stops.

Final numbers showed West Virginia with 241 yards rushing and 253 passing to total 494 yards of offense. Missouri turned in 180 yards on the ground to go along with 282 passing for 462 yards of offense.

Seven Mountaineers earned their first career start in the game and a whopping 21 players saw action for the first time in a West Virginia Uniform.

The win broke a five-game losing streak for the Mountaineers against SEC teams and now puts them at 6-5 in their last 11 games versus the conference. West Virginia is now 25-25-1 all-time against the SEC.

The victory also evened WVU's all-time series record against Missouri at 3-3, and marked the 13th straight year that the Mountaineers have won their home opener at Milan Puskar Stadium. Head coach Dana Holgorsen has won six of those 13 straight and now stands at 6-0 all-time in home openers.

SCORING AND STATISTICAL SUMMARY

| | 1 | 2 | 3 | 4 | Total |
|---------------|----|---|----|---|-------|
| Missouri | 0 | 3 | 0 | 8 | 11 |
| West Virginia | 10 | 3 | 10 | 3 | 26 |

| | |
|-----|---|
| 1st | WVU - Mike Molina 19 FG WVU - Rushel Shell 23 rush (Molina kick) |
| 2nd | WVU - Molina 26 FG MO - Tucker McCann 24 FG |
| 3rd | WVU - Justin Crawford 1 rush (Molina kick) WVU - Molina 21 FG |
| 4th | WVU - Molina 33 FG MO - Chris Black 8 pass from Drew Lock (J'Mon Moore pass from Lock) |

| | MO | WVU |
|--------------------|------------|------------|
| First Downs | 26 | 24 |
| Rushes/Yards | 47/180 | 48/241 |
| Passing Yardage | 282 | 253 |
| Passes | 24/53/0 | 23/37/2 |
| Punts | 8/314/38.4 | 5/227/45.4 |
| Fumbles/Lost | 1/1 | 1/1 |
| Return Yardage | 65 | 71 |
| Penalties/Yards | 6/51 | 4/45 |
| Time of Possession | 25:47 | 34:13 |

WVU RUSHING: J. Crawford 21-101, Shell III 16-90; WVU PASSING: Howard 23-35-1-253; WVU RECEIVING: Shorts Jr. 8-131; WVU TACKLES (TFL/QS): A. Crawford 10 (1/0); Arndt 8, (2/1); White 7 (1/0); WVU INTERCEPTIONS: None

MO RUSHING: Ross 18-67; Zanders 7-47; MO PASSING: Lock 23-51-0-280; MO RECEIVING: Moore 8-104, Black 6-102; MO TACKLES (TFL/QS): Scherer 10 (1/0), Newsom 8, Sherrils 7 (1/0); MO INTERCEPTIONS: Sherrils, Penton

Attendance - 60,125



Skyler HOWARD

Al-Rasheed BENTON

GAME 2: WEST VIRGINIA 38, YOUNGSTOWN STATE 21

MORGANTOWN, W.Va. (Sept. 10, 2016) - West Virginia used five touchdown passes, including three of more than 50 yards to defeat Youngstown State, 38-21, at Milan Puskar Stadium.

Quarterback Skyler Howard threw all five touchdown passes, which tied his career-best, and his 389 yards passing were the second-best of his career. He finished the day with 20 completions and added 50 yards rushing.

Youngstown State played the Mountaineers to a draw in the first half. However, the 91 degree temperatures for the day could have taken a toll on the Penguins as the Mountaineers depth dominated YSU to the tune of 24-7 in the second half.

West Virginia struck first with 3:16 left in the first quarter on a 53-yard pass play from Howard to Ka'Raun White to end an 80-yard drive.

Youngstown State came back to score the next 14 points to take a 14-7 lead at the 10:13 mark of the second quarter.

The Penguins' first score came early in the second quarter on a one-yard run by Martin Ruiz, capping a 72-yard drive.

YSU took the lead on a Ricky Davis 74-yard touchdown pass to Alvin Bailey that finished off an 80-yard drive in just three plays.

The Youngstown State game plan was working at this point with a methodical approach and ball-control offense to keep the ball away from the Mountaineers.

To counter, West Virginia had to strike when it had its chances and the big play worked on this day for the home team.

A 54-yard touchdown pass from Howard to Shelton Gibson took care of the deficit with 3:15 left in the half.

The Mountaineers had a chance to take the lead into the locker room, but a last-second missed field goal by Mike Molina kept the game knotted at 14.

Third-quarter action saw the Mountaineers rack up 17 points to take a 31-14 advantage. West Virginia's first possession in the quarter provided a nine-play, 86-yard drive and ended on a Howard 11-yard pass to Daikiel Shorts Jr.

Leading 21-14, West Virginia scored on its next two possessions as Molina made good on a 32-yard field goal. That scoring drive covered 65 yards, and the Mountaineers were starting to tally big numbers on the offensive side of the ball as

their depth continued to wear down the Penguins in the scorching heat.

Taking advantage of their scoring chances, WVU's last touchdown of the third was a 57-yard touchdown pass from Howard to Gibson as the duo connected on their second score in the game.

YSU's backup quarterback, Trent Hosick, entered the game in the fourth quarter and engineered a nine-play drive that ended on his 15-yard scoring run, cutting WVU's lead to 31-21 with 8:44 left to play.

The Mountaineers added a score with 3:18 left to play, when Howard went to the air one more time

and found true freshman tailback Kennedy McKoy for a 21-yard reception, the first TD of McKoy's WVU career.

Aside from Howard's numbers, tailback Rushell Shell III was strong with 84 yards rushing and a 5.2 average. Gibson turned in a career day with 171 yards receiving, followed by Shorts with 93 and White with 88 receiving yards. Defensive back Rasul Douglas led the defensive effort with 11 tackles, while Al-Rasheed Benton pulled in the first interception of his career.

For Youngstown State, Davis finished with 189 yards passing, and his top target was Bailey with three catches for 92 yards. Davis also led the Penguins in rushing with 62 yards and a 4.8 yards per carry average. Jameel Smith led the Youngstown State defense with 12 stops.

Final numbers showed West Virginia with 235 yards rushing and 389 passing to total 624 yards of total offense. Youngstown State's final numbers came in at 185 yards on the ground and 220 passing for 405 total yards.

The victory gave West Virginia a 2-0 record all-time against Youngstown State and upped the Mountaineers' record to 17-0 all-time against FCS teams and 6-0 vs. the FCS under head coach Dana Holgorsen.

SCORING AND STATISTICAL SUMMARY

| | 1 | 2 | 3 | 4 | Total |
|-----------------------|---|----|----|---|-------|
| Youngstown State..... | 0 | 14 | 0 | 7 | 21 |
| West Virginia | 7 | 7 | 17 | 7 | 38 |

| | | |
|-----|---|--|
| 1st | WVU - Ka'Raun White 53 pass from Skyler Howard (Mike Molina kick) | |
| 2nd | YSU - Martin Ruiz 1 rush (Zak Kennedy kick) | |
| | YSU - Alvin Bailey 74 pass from Ricky Davis (Kennedy kick) | |
| | WVU - Shelton Gibson 54 pass from Howard (Molina kick) | |
| 3rd | WVU - Daikiel Shorts 11 pass from Howard (Molina kick) | |
| | WVU - Molina 32 FG | |
| | WVU - Gibson 57 pass from Howard (Molina kick) | |
| 4th | YSU - Trent Hosick 15 rush (Kennedy kick) | |
| | WVU - Kennedy McCoy 21 pass from Howard (Molina kick) | |

| | YSU | WVU |
|--------------------|------------|------------|
| First Downs | 21 | 30 |
| Rushes/Yards | 41/185 | 46/235 |
| Passing Yardage | 220 | 389 |
| Passes | 15/32/1 | 20/33/1 |
| Punts | 8/356/44.5 | 4/197/49.2 |
| Fumbles/Lost | 1/0 | 0/0 |
| Return Yardage | 130 | 68 |
| Penalties/Yards | 5/64 | 6/49 |
| Time of Possession | 31:49 | 28:11 |

WVU RUSHING: Shell 16-84, Howard 8-50, Crawford 12-40; WVU PASSING: Howard 20-33-1-389; WVU RECEIVING: Gibson 6-171, Short 6-93, White 5-88; WVU TACKLES (TFL/QS): Douglas 11 (1/0), Benton 7, Harper 6; WVU INTERCEPTIONS: Benton.

YSU RUSHING: Davis 13-62, Ruiz 11-48, McCaster 12-41, Hosick 4-37; YSU PASSING: Davis 11-26-0-189; YSU RECEIVING: Bailey 3-92; YSU TACKLES (TFL/QS): Smith 12, Alexander 7, Dellovade 7; YSU INTERCEPTIONS: Thompson.

Attendance - 56,261



Shelton **GIBSON**

Maurice **FLEMING**

GAME 3: WEST VIRGINIA 35, BYU 32

LANDOVER, Md. (Sept. 24, 2016) - West Virginia and Brigham Young squared off in a neutral site game at the home of the Washington Redskins, and the Mountaineers came out a 35-32 winner at FedExField in Landover, Maryland.

The game did not disappoint in terms of excitement and big plays and came down to the final minute, as West Virginia turned in two big defensive plays in the fourth quarter to earn the victory.

With WVU leading, 35-32, Jeremy Tyler's interception with 4:15 left ended one Cougar threat. Iowa transfer Maurice Fleming's interception at the two-yard line in the final minute ended the last BYU chance and sealed the victory for the Mountaineers.

To get the game started, West Virginia used a 5:38 drive to march 88 yards on 13 plays for a 7-0 lead, when tailback Rushel Shell III rushed in from six-yards away. The big play in the drive was a 35-yard pass play from quarterback Skyler Howard to junior receiver Shelton Gibson.

BYU answered on its first possession with a 6:33 drive that lasted 12 plays and covered 78 yards. The Cougars tied the game on a 25-yard pass from Taysom Hill to Mitch Juergens.

Only 2:44 remained in the opening quarter and each team only had the ball once, as long sustained drives consumed much of the quarter.

The Cougars grabbed their only lead of the game with 14:17 left in the half with a Rhett Almond 22-yard field goal. A 56-yard run by tailback Jamaal Williams set up the score.

West Virginia regained the lead for good as Shell's second touchdown in the game came at the 9:50 mark of the first half, when he powered in from the two-yard line to end an 86-yard drive.

Leading 14-10, WVU cornerback Rasul Douglas made Hill pay for an errant pass, returning the interception 54 yards for West Virginia's third score of the game with 2:23 left before halftime.

Brigham Young quickly moved the ball 43 yards and ended the half on Almond's 25-yard field goal to put its deficit at 21-13 heading into the locker room.

Much like West Virginia started the game with a long scoring drive, Brigham Young did the same to start the second half. A 4:08 drive ended with a seven-yard touchdown run by Williams to tighten the game at, 21-19, early in the third.

However, there was no panic on the West

Virginia sideline, and after the defense forced a BYU fumble, the Mountaineers stretched their lead to 28-19 on Howard's five-yard scoring run with 2:28 left in the third quarter.

West Virginia's offense went back to work in the fourth quarter and turned in an impressive 99-yard drive highlighted by a 32-yard connection from Howard to Gibson. A nine-yard scoring reception by receiver Daikiel Shorts Jr. gave the Mountaineers what seemed to be a comfortable 35-19 lead with 11:20 left in the game.

But Brigham Young would not go away, which set up late game excitement on the neutral field.

Hill brought the Cougars back to within 10, 35-

25, at the 9:09 mark, as he engineered a 67-yard drive that ended with a three-yard touchdown run by Williams.

After a West Virginia punt, Hill again had the Cougars on the move with a nine-play, 72 yard drive that ended with an 18-yard touchdown pass to Moroni Laulu-Pututau.

Only 4:15 was left, but WVU could not run out the clock, giving the ball back to BYU. Tyler's interception ended one Cougar drive, but when the Mountaineers fumbled on the BYU four-yard line with 2:36 left, the Cougars had one last chance. Needing only a field goal to tie, BYU moved the ball to the West Virginia 28-yard line, but Fleming's interception of Hill ended BYU's final threat.

West Virginia got big numbers from Gibson with 144 yards receiving, while Howard finished with 332 yards passing. The defensive effort came up with three total interceptions of Hill and was paced by Kyziri White with nine tackles.

Williams was an outstanding rusher for the Cougars as he finished with 169 yards (128 in the first half) and two scores. Not only did Hill pass for 241 yards, but he turned in another 101 yards rushing to join Williams in leading the BYU offense. Fred Warner collected 14 tackles for the Cougar defense.

Final numbers showed West Virginia with 149 yards on the ground and 332 through the air to total 481 yards of total offense. Brigham Young finished with 280 yards rushing and 241 passing for 521 total yards.

The Mountaineers won the turnover battle by a 4-2 count. The big play extended scoring drives of 99, 88, 86 and 59 yards, along with a 54-yard interception return. All those factors added up to improve West Virginia's record to 3-0 on the season and 1-0 all-time vs. BYU.

SCORING AND STATISTICAL SUMMARY

| | 1 | 2 | 3 | 4 | Total |
|---------------------|---|----|---|----|-------|
| BYU | 7 | 6 | 6 | 13 | 32 |
| West Virginia | 7 | 14 | 7 | 7 | 35 |

| | |
|-----|---|
| 1st | WVU - Rushel Shell 6 rush (Mike Molina kick) |
| | BYU - Mitch Juergens 25 pass from Taysom Hill (Rhett Almond kick) |
| 2nd | BYU - Almond 22 FG |
| | WVU - Shell 2 rush (Molina kick) |
| | WVU - Rasul Douglas 54 interception return (Molina kick) |
| | BYU - Almond 25 FG |
| 3rd | BYU - Jamaal Williams 7 rush (Hill pass failed) |
| | WVU - Skyler Howard 5 rush (Molina kick) |
| 4th | WVU - Daikiel Shorts Jr. 9 pass from Howard (Molina kick) |
| | BYU - Williams 3 rush (Juergens pass failed) |
| | BYU - Moroni Laulu-Pututau 18 pass from Hill (Almond kick) |

| | BYU | WVU |
|--------------------|-----------|------------|
| First Downs | 27 | 26 |
| Rushes/Yards | 40/280 | 35/149 |
| Passing Yardage | 241 | 332 |
| Passes | 23/36/3 | 31/40/1 |
| Punts | 2/70/35.0 | 3/123/41.0 |
| Fumbles/Lost | 2/1 | 1/1 |
| Return Yardage | 141 | 175 |
| Penalties/Yards | 8/51 | 4/38 |
| Time of Possession | 30:44 | 29:16 |

WVU RUSHING: Crawford 9-86, Shell 11-35, Howard 11-27; WVU PASSING: Howard 31-40-1-332; WVU RECEIVING: Gibson 4-144, Durante 6-32, White 4-39; WVU TACKLES (TFL/QS): White 9 (1/0), Harper 8, Shuler 8; WVU INTERCEPTIONS: Douglas, Fleming, Tyler.

BYU RUSHING: Williams 24-169, Hill 13-101; BYU PASSING: Hill 23-35-3-241; BYU RECEIVING: Kurtz 6-78, Juergens 5-50, Pearson 4-55; BYU TACKLES (TFL/QS): Warner 15 (1/0), Nacua 6; BYU INTERCEPTIONS: Pau'u.

Attendance - 38,207



KyzirWHITE

JustinCRAWFORD

GAME 4: WEST VIRGINIA 17, KANSAS STATE 16

MORGANTOWN, W.Va. (Oct. 1, 2016) - West Virginia was looking for its first Big 12 victory over Kansas State in four tries and finally broke through in the fifth effort with a 17-16 win over the Wildcats in front of 61,701 on Homecoming at Milan Puskar Stadium.

While the offense struggled in the first half, the West Virginia defense kept the Mountaineers in the game by holding Kansas State to three field goals on key possessions and keeping the Wildcats out of the end zone.

Kansas State's chance for the road win ended with 2:03 remaining, when Matthew McCrane missed a 43-yard field goal, enabling the Mountaineers to run out the clock.

After being shut out in the first half for the first time since 2013 and first time at home since 2005, the Mountaineers used a spark in the running game from Justin Crawford, who delivered several key runs. The passing attack was aided by clutch catches from junior receiver Shelton Gibson to keep drives alive and move the chains in big chunks of yards.

The Mountaineers had the first crack at scoring, but senior kicker Josh Lambert missed on 30-yard field goal attempt to end an early drive. The fourth game of the season marked the return of the former Lou Groza Award finalist after being suspended for the first three games of the season.

After Lambert's miss, Kansas State came up with the game's first turnover when WVU quarterback Skyler Howard's pass to receiver Ka'Raun White was bobbled and intercepted by KSU's Elijah Lee.

The Wildcats made the Mountaineers pay for the turnover with a seven-play, 48-yard drive that ended with a two-yard scoring run by quarterback Jesse Ertz.

Kansas State extended its lead to 10-0 at the 12:04 mark of the second quarter, when McCrane converted a 37-yard field goal attempt. The scoring drive covered nine plays and 46 yards.

West Virginia could not muster any scoring chances in the second quarter and fell behind 13-0 at the half when McCrane converted on a 31-yard field goal with 1:06 remaining. Ertz completed a pass of 37 yards and tailback Dalvin Warmack had a big 18-yard rush in the drive to set up the score.

Once again, the Mountaineer defense was able to keep the Wildcats out of the end zone on the 11-play scoring drive, which consumed more than

5:00 in the quarter. Trailing only 13-0 at the half was a plus for West Virginia, which was outgained 178-174, in total yards at the halfway point.

West Virginia got the ball first in the second half, and needed to put some points on the board. The offense delivered with a 55-yard drive and a 37-yard field goal by Lambert. Howard hit receiver Daikiel Shorts Jr. for a 31-yard pass play to move the chains on third down and keep the drive alive.

After Lambert's field goal, Kansas State struck again with a 58-yard kickoff return by Byron Pringle setting the Wildcat offense up in good field position. Ertz took care of the rest as he rushed for 25 of the 37 yards in the nine-play drive, leading to a 22-yard field goal by McCrane for a 16-3 Wildcat

advantage. However, once again, the Mountaineer defense kept KSU out of the end zone, which would be crucial heading into the final stanza.

Fourth quarter action belonged to West Virginia as the Mountaineers used two scoring drives and a big defensive stand to finally break through and defeat Kansas State.

The Mountaineers scored their first touchdown of the game with 13:41 left to play on Crawford's one-yard run. The score was set up by Howard's 52-yard completion to Gibson.

With Kansas State leading 16-10, the Mountaineer defense continued to keep the game close, coming up with an interception and a three-and-out on the Wildcats' next two drives.

With the sellout crowd back in the game, Howard started the winning drive with 8:18 left to play. Nine snaps later, he found Jovon Durante for a seven-yard scoring toss to give the Mountaineers their first lead.

Howard finished with 298 yards passing, Crawford added 104 rushing and Gibson 104 yards receiving to lead the WVU offense. Jarrod Harper paced three defense with eight tackles.

KSU got 166 yards passing from Ertz followed by 61 receiving from Pringle and 53 from tailback Charles Jones. The Wildcat defense was led by Elijah Lee with eight tackles, one sack and one interception. McCrane hit his first three field goals, but could not convert on attempt number four.

Final totals showed West Virginia with 124 yards rushing and 298 passing to total 422 yards of offense. Kansas State finished with 120 yards on the ground and 166 through the air for 286 total yards.

West Virginia improved to 4-0 and won its Big 12 Conference opener for the first time since 2012. The victory broke an overall five-game losing streak to Kansas State.

SCORING AND STATISTICAL SUMMARY

| | 1 | 2 | 3 | 4 | Total |
|---------------|---|---|---|----|-------|
| Kansas State | 7 | 6 | 3 | 0 | 16 |
| West Virginia | 0 | 0 | 3 | 14 | 17 |

- 1st KSU - Jesse Ertz 2 rush (Matthew McCrane kick)
- 2nd KSU - McCrane 37 FG
KSU - McCrane 31 FG
- 3rd WVU - Josh Lambert 37 FG
KSU - McCrane 22 FG
- 4th WVU - Justin Crawford 1 rush (Mike Molina kick)
WVU - Jovon Durante 7 pass from Skyler Howard (Molina kick)

| | KSU | WVU |
|--------------------|------------|------------|
| First Downs | 17 | 21 |
| Rushes/Yards | 42/120 | 35/124 |
| Passing Yardage | 166 | 298 |
| Passes | 10/30/1 | 24/41/1 |
| Punts | 5/207/41.4 | 4/160/40.0 |
| Fumbles/Lost | 1/0 | 1/1 |
| Return Yardage | 101 | 60 |
| Penalties/Yards | 6/25 | 6/60 |
| Time of Possession | 33:42 | 26:18 |

WVU RUSHING: Crawford 18-104, Shell 8-35; WVU PASSING: Howard 24-41-1-298; WVU RECEIVING: Durante 7-67, Shorts 5-72, Gibson 3-104; WVU TACKLES (TFL/QS): Harper 8, White 8 (1/1), Tyler 8 (1/0), Benton 6; WVU INTERCEPTIONS: Douglas

KSU RUSHING: Jones 16-53, Warmack 8-35; KSU PASSING: Ertz 10-30-1-166; KSU RECEIVING: Pringle 4-61, Heath 2-35; KSU TACKLES (TFL/QS): Lee 14 (1/1), Barnette 8; KSU INTERCEPTIONS: Lee.

Attendance - 61,701



Skyler **HOWARD**

Sean **WALTERS**

GAME 5: NO. 20/18 WEST VIRGINIA 48, TEXAS TECH 17

LUBBOCK, TEXAS. (Oct. 15, 2016) - West Virginia gained an important Big 12 road victory with a dominating 48-17 victory over Texas Tech at Jones AT&T Stadium.

Texas Tech entered the Big 12 matchup as the No. 1 passing team in the nation and No. 2 in total offense and scoring, but that was before the Red Raiders met West Virginia defensive coordinator Tony Gibson and his 3-3-5 defense.

The Mountaineer defense dominated the Red Raider offense, holding it to a season low in points, breaking its 50-point home scoring streak and limiting the Texas Tech rushing attack to just 34 yards.

Meanwhile, the Mountaineer offense clicked on many cylinders with a 100-yard receiver and rusher, the highest scoring output of the season and outgaining the Red Raiders by 271 yards.

The Mountaineer defense dominated the Red Raider offense, holding it to a season low in points, breaking its 50-point home scoring streak and limiting the Texas Tech rushing attack to just 34 yards.

Pregame hype predicted a high-scoring shootout between the two teams and first-quarter action did not do anything to dispel the thinking.

West Virginia got on the board at the 9:30 mark of the first quarter on tailback Justin Crawford's 10-yard run, ending an impressive 91-yard drive. A 53-yard pass from quarterback Skyler Howard to receiver Daikiel Shorts Jr. proved to be the big play in the drive.

After a missed WVU field goal, Texas Tech took advantage of the field position to complete a 74-yard scoring drive, highlighted by a 44-yard touchdown pass from quarterback Patrick Mahomes to receiver Jonathan Giles. The scoring play tied the game at 7-7 with 1:51 left in the quarter.

However, West Virginia was left with enough time to take a 10-7 lead after one quarter on a 34-yard field goal by kicker Mike Molina. A 51-yard pass play from Howard to Jovon Durante changed the field position and put the Mountaineers in field goal range.

After the Texas Tech touchdown, the West Virginia defense started to assert itself on the nation's No. 1 passing team. The Mountaineers held the Red Raiders to just three points on their next six possessions and 51 plays before a late fourth-quarter touchdown by Tech.

While the Mountaineer defense was putting the clamps on the Red Raiders, the offense kept clicking. Fourteen more points in the second quarter gave West Virginia a 24-7 halftime lead.

Crawford turned in his second touchdown on a five-yard pass play with Howard. Once again a big 47-yard pass play from Howard to Gary Jennings

set up the score, which completed an 89-yard drive.

Then Howard got in on the scoring action just over two minutes later with an eight-yard run. Howard's 20-yard run and his 27-yard completion to Shorts were the big plays.

Texas Tech took the opening possession of the third quarter and came away with a 42-yard field goal by Clayton Hatfield to pull the Red Raiders within 14 points at 24-10.

However, the Mountaineers went on to score 17 straight points to put the game away.

Before the third quarter ended, Molina added a 22-yard field goal, before Howard engineered an eight-play, 83-yard drive early in the fourth and capped it off with a one-yard run for his second

score of the afternoon. Freshman running back Kennedy McKoy provided the rushing spark in the second half, coming up with 56 yards on the ground in the drive.

The Mountaineers took advantage of a bad Tech snap on a punt to gain good field position, setting up a 14-yard touchdown run by Rushel Shell III.

The Red Raiders added a fourth quarter score, when backup quarterback Nic Shimonek hit Giles for a 16-yard touchdown reception.

In an effort to run out the fourth quarter clock, the Mountaineers turned in a 75-yard fourth quarter drive, which saw Shell add his second touchdown in the game. Between Shell and McKoy, WVU rushed the ball 10-straight times en-route to the end zone.

Howard turned in more than 400 yards of total offense with 318 yards passing and 89 yards rushing. Shorts reached 100 yards receiving on just three catches, while Shell finished with 104 yards rushing, just ahead of McKoy's 99 rushing yards.

Defensively, five Mountaineers turned in five tackles each, and the unit accumulated four sacks, eight tackles for a loss of 60 yards and one interception.

For Texas Tech, Mahomes finished with 305 yards passing, while Giles hauled in 136 yards receiving. The Red Raider defense was led by Jah'Shawn Johnson with 10 tackles.

Final totals showed West Virginia with 332 yards rushing and 318 passing for a balanced 650 yards of total offense. Texas Tech finished with 34 yards on the ground and 345 through the air for a final total of 379 yard of offense.

The win gave West Virginia its third straight victory over Texas Tech and raised its season record to 5-0 overall and 2-0 in Big 12 play. The Red Raiders fell to 3-3 overall and 1-2 in league play. Overall, the Mountaineers now lead the all-time series against the Red Raiders by a 4-2 count.

SCORING AND STATISTICAL SUMMARY

| | 1 | 2 | 3 | 4 | Total |
|---------------|----|----|---|----|-------|
| West Virginia | 10 | 14 | 3 | 21 | 48 |
| Texas Tech | 7 | 0 | 3 | 7 | 17 |

- 1st WVU - Justin Crawford 10 rush (Mike Molina kick)
TTU - Jonathan Giles 44 pass from Patrick Mahomes (Clayton Hatfield kick)
WVU - Molina 34 FG
- 2nd WVU - Crawford 5 pass from Skyler Howard (Molina kick)
WVU - Howard 8 rush
- 3rd TTU - Hatfield 42 FG
WVU - Molina 22 FG
- 4th WVU - Howard 1 rush (Molina kick)
WVU - Rushel Shell III 14 rush (Molina kick)
TTU - Giles 16 pass from Nic Shimonek (Hatfield kick)
WVU - Shell III 3 rush (Molina kick)

| | WVU | TTU |
|--------------------|-----------|------------|
| First Downs | 28 | 21 |
| Rushes/Yards | 46/332 | 27/34 |
| Passing Yardage | 318 | 345 |
| Passes | 21/31/0 | 32/50/1 |
| Punts | 1/45/45.0 | 4/146/36.5 |
| Fumbles/Lost | 0/0 | 1/0 |
| Return Yardage | 29 | 92 |
| Penalties/Yards | 9/95 | 10/103 |
| Time of Possession | 29:38 | 30:22 |

WVU RUSHING: Shell 21-104, McKoy 4-99, Howard 12-89; WVU PASSING: Howard 21-31-0-318; WVU RECEIVING: Shorts 3-100, White 7-67, Durante 4-83; WVU TACKLES (TFL/QS): White 5, Tyler 5, Benton 5, Long 5 (1/0), Arndt 5; WVU INTERCEPTIONS: Walters.

TTU RUSHING: Ward 6-27, Felton 5-18; TTU PASSING: Mahomes 28-44-1-305; TTU RECEIVING: Giles 8-136, Sadler 4-93; TTU TACKLES (TFL/QS): Johnson 10, Brooks 7 (1/0); TTU INTERCEPTIONS: None.

Attendance - 54,111



Ka'Raun WHITE

Noble NWACHUKWU

GAME NO. 6: NO. 12/13 WEST VIRGINIA 34, TCU 10

MORGANTOWN, W.Va. (Oct. 22, 2016) - West Virginia used four touchdown passes from Skyler Howard and another great defensive effort to defeat TCU, 34-10, in front of 61,780 fans at Milan Puskar Stadium.

The game was West Virginia's most complete of the season. Howard completed 70 percent of his passes and threw touchdown passes of 10, 22, 11 and 16 yards in leading the Mountaineer offense. The WVU special teams forced two fumbles, with one leading to a touchdown, while the defense held the Horned Frogs scoreless in the second half and well below their more than 40-point scoring average.

On the game's opening kickoff, Marvin Gross Jr. forced a fumble by TCU's Deante Gray, which was recovered by Nana Kyeremeh to start the momentum and put the home crowd into a frenzy.

Starting at the TCU 17-yard line, it took only three plays for Howard to find receiver Daikiel Shorts Jr. for a 10-yard scoring strike.

The fumble and subsequent touchdown were important, because West Virginia won the coin toss and elected to defer to the second half. With the Mountaineers getting the ball to start the third quarter, along with forcing a fumble on the opening kickoff, it basically took a drive and scoring chance away from the Horned Frogs and they never recovered.

A Rasul Douglas interception on TCU's actual first possession again put the Horned Frogs in a hole. West Virginia added to its lead at the 9:37 mark of the first quarter when Howard connected with Shelton Gibson for a 22-yard touchdown pass.

TCU cut into the West Virginia lead before the quarter ended on a Brandon Hatfield 30-yard field goal, ending a 62-yard drive in 11 plays.

The Horned Frogs again were on the march early in the second quarter and completed a 76-yard drive on Jaelan Austin's 11-yard reception from quarterback Kenny Hill to pull within four at 14-10.

But that's as close as the Horned Frogs would get to overcoming the fumble on the opening kickoff. The Mountaineer defense took over from there and blanketed the high-powered TCU offense the rest of the way.

West Virginia extended its lead in the second quarter to 21-10 and that's where it stayed going into the locker room after Gary Jennings hauled in an 11-yard pass from Howard for the score, ending a 67-yard drive.

Just as the fumble on the opening kickoff

eliminated a scoring opportunity for the Horned Frogs, the Mountaineers made the most of their first possession of the second half. By controlling the clock for 7:36, the Mountaineers kept the Horned Frog offense off the field and added a 38-yard Mike Molina field goal for a 24-10 advantage.

The scoring drive took 15 plays and saw the Mountaineers convert on three third-down opportunities to open up the 14-point cushion.

West Virginia found the end zone for the fourth and final time with 1:02 left in the third quarter. Howard's fourth TD stike was a 16-yard completion to Ka'Raun White, putting the finishing touches on an 11-play drive.

The Mountaineers added a Molina 26-yard field

goal in the fourth quarter to close the scoring. Molina's field goal ended a 5:51, 10-play drive giving West Virginia three drives of more than five minutes long. WVU's three scoring drives in the second half timed out at 7:36, 5:17 and 5:51 and eliminated any chance of a TCU comeback.

Aside from Howard's numbers, tailback Rushel Shell III was a workhorse for the Mountaineers, turning in his second straight 100-yard performance. Shell's numbers showed 24 carries for 117 yards with a long run of 28 yards and a 4.9 yards per carry average. He also turned in two catches for 35 yards with a long reception of 28.

Shorts topped the West Virginia receivers with four catches for 74 yards and one score as Howard completed passes to six different receivers in the game. West Virginia's defense was led by linebackers Justin Arndt and Al-Rasheed Benton with six tackles each.

The TCU offense was paced by running back Kyle Hicks with 103 yards on 15 carries. Hill passed for 148 yards, with his favorite target being Daniel Walsh with four receptions. The TCU defense was led by Travin Howard with 11 tackles, while the unit as a whole collected five sacks and 10 tackles for loss.

Final numbers showed West Virginia with 158 yards rushing and 231 passing to total 389 yards of offense. TCU came in at 152 yards on the ground and 148 through the air for 300 yards of total offense.

West Virginia's edge in time of possession came into play with the Mountaineers holding a commanding 33:40 to 26:20 edge, which basically kept Howard and the Mountaineer offense on the field and Hill and the Horned Frog attack off the field.

The win raised the West Virginia record to 6-0 overall and 3-0 in the Big 12. It marked the first time the Mountaineers have started the season 6-0 since 2006.

SCORING AND STATISTICAL SUMMARY

| | 1 | 2 | 3 | 4 | Total |
|---------------|----|---|----|---|-------|
| TCU | 3 | 7 | 0 | 0 | 10 |
| West Virginia | 14 | 7 | 10 | 3 | 34 |

- 1st WVU - Daikiel Shorts 10 pass from Skyler Howard (Mike Molina kick)
WVU - Shelton Gibson 22 pass from Howard (Molina kick)
TCU - Brandon Hatfield 30 FG
- 2nd TCU - Jaelan Austin 11 pass from Kenny Hill (Hatfield kick)
WVU - Gary Jennings 11 pass from Howard (Molina kick)
- 3rd WVU - Molina 38 FG
WVU - Ka'Raun White 16 pass from Howard (Molina kick)
- 4th WVU - Molina 26 FG

| | TCU | WVU |
|--------------------|------------|------------|
| First Downs | 18 | 25 |
| Rushes/Yards | 29/152 | 48/158 |
| Passing Yardage | 148 | 231 |
| Passes | 18/31/1 | 16/23/0 |
| Punts | 6/239/39.8 | 5/216/43.2 |
| Fumbles/Lost | 2/2 | 0/0 |
| Return Yardage | 113 | 99 |
| Penalties/Yards | 10/67 | 7/45 |
| Time of Possession | 26:20 | 33:40 |

WVU RUSHING: Shell 24-117, McKoy 7-38; WVU PASSING: Howard 16-23-0-231; WVU RECEIVING: Shorts 4-74, White 4-42; WVU TACKLES (TFL/QS): Arndt 6, Benton 8, Battle 5; WVU INTERCEPTIONS: Douglas.

TCU RUSHING: Hicks 15-103, Olonilua 2-20; TCU PASSING: Hill 18-31-1-148; TCU RECEIVING: Walsh 4-32, Hicks 3-17, Williams 2-19; TCU TACKLES (TFL/QS): Howard 11, Johnson 7 (1/0); TCU INTERCEPTIONS: None.

Attendance - 61,780



Noble **NWACHUKWU**

Kennedy **MCKOY**

GAME NO. 7: OKLAHOMA STATE 37, NO. 10/9 WEST VIRGINIA 20

STILLWATER, Okla. (Oct. 29, 2016) - Oklahoma State took advantage of three West Virginia turnovers to hand the No. 10/9 Mountaineers their first loss of the season, 37-20, at Boone Pickens Stadium.

The Cowboys converted those three turnovers into 17 points, which provided the difference in the game.

Despite winning just about every key statistical category, the Mountaineers could not overcome the turnovers, as the Cowboys won in front of 59,584 fans on Homecoming. The victory was also Oklahoma State Coach Mike Gundy's 100th career win at his alma mater.

The game started well for West Virginia as the Mountaineers scored first at the 10:57 mark of the first quarter. Capping an 11-play drive, kicker Mike Molina gave the Mountaineers a 3-0 lead after his 36-yard field goal.

It didn't take long for Oklahoma State to answer the score with a field goal of its own. Driving 49 yards, the Cowboys tied the game on Ben Grogan's 32-yard field goal with 7:02 left in the opening quarter.

The Cowboys took their first lead in the game with just 1:25 left in the first, when Grogan made good on a 25-yard field goal attempt, ending a 71-yard drive.

However, West Virginia regained the lead early in the second quarter, when quarterback Skyler Howard connected with receiver Shelton Gibson for a 19-yard touchdown pass. The drive covered 75 yards in 12 plays and ate up 4:57 of the clock.

But the day started to turn after that touchdown. On WVU's next possession, OSU's Vincent Taylor sacked Howard and forced a fumble, which was recovered at the Mountaineer eight-yard line.

It didn't take long for Oklahoma State to make the Mountaineers pay as quarterback Mason Rudolph connected with Chris Lacy two plays later for a five-yard scoring toss and a 13-10 OSU lead with 8:26 left in the half.

Seizing on the momentum, Oklahoma State would not lose the lead again and upped its margin to 20-10 after a missed WVU field goal. Rudolph led the Cowboys on a 15-play, 78-yard drive and ended it with a three-yard pass to Jalen McCleskey for the 10-point lead at the break.

Oklahoma State had the ball first to start the third quarter, and the Mountaineers needed a stop, and got the break they needed, when Grogan missed on a 38-yard field goal attempt.

But West Virginia could not capitalize on the missed field goal and Oklahoma State added to its lead, when Ramon Richards intercepted Howard and returned it 59 yards to the Mountaineer nine-yard line. Three plays later, Rudolph scampered in from two yards out for a 27-10 OSU lead at the 2:08 mark of the third quarter.

Moving quickly, West Virginia countered early in the fourth quarter on a 12-yard Howard touchdown run, closing the deficit to 27-17.

West Virginia then closed the gap even more to 27-20 on a Molina 21-yard field goal with 8:58 left in the game.

However, Oklahoma State answered when it needed too. Holding the seven-point advantage, Rudolph directed the Cowboy offense on a 67-yard drive that saw him throw for 59 of the 67 yards, giving Oklahoma State a 34-20 advantage with 5:15 left.

The Cowboys closed the game with one more interception of Howard, which was returned 26 yards by defensive back Kevin Henry. The interception led to a 22-yard field goal by Grogan, his third of the game, and the 17-point victory.

Howard finished with 212 yards passing and Kennedy McKoy and Justin Crawford combined for 163 yards rushing in the absence of an injured Rushel Shell III. Daikiel Shorts Jr. led the West Virginia receivers with 82 yards on a career high eight catches, while Justin Arndt, Noble Nwachukwu and Al-Rasheed Benton each turned in seven tackles.

Rudolph finished with 273 yards passing and three touchdowns to go along with one rushing score. James Washington finished with six catches for 177 yards, while McCleskey hauled in 11 catches. The Cowboy defense was led by Chad Whitener with 13 tackles, including one sack.

Final totals for the two teams stood at 209 yards rushing for the Mountaineers and 212 passing for 421 yards of total offense. Oklahoma State turned in 85 yards on the ground and 273 through the air for 358 total yards.

The victory gave Oklahoma State a 3-2 lead in Big 12 play against West Virginia, and the loss broke a seven-game overall winning streak for the Mountaineers and a three-game Big 12 Conference winning streak.

SCORING AND STATISTICAL SUMMARY

| | 1 | 2 | 3 | 4 | Total |
|----------------|---|----|---|----|-------|
| West Virginia | 3 | 7 | 0 | 10 | 20 |
| Oklahoma State | 6 | 14 | 7 | 10 | 37 |

| | |
|-----|--|
| 1st | WVU - Mike Molina 36 FG OSU - Ben Grogan 32 FG OSU - Grogan 25 FG |
| 2nd | WVU - Shelton Gibson 19 pass from Skyler Howard (Molina kick) OSU - Chris Lacy 5 pass from Mason Rudolph (Grogan kick) OSU - Jalen McCleskey 3 pass from Rudolph (Grogan kick) |
| 3rd | OSU - Rudolph 2 rush (Grogan kick) |
| 4th | WVU - Howard 12 rush (Molina kick) WVU - Molina 21 FG OSU - Lacy 7 pass from Rudolph (Grogan kick) OSU - Grogan 22 FG |

| | WVU | OSU |
|--------------------|------------|------------|
| First Downs | 27 | 17 |
| Rushes/Yards | 41/209 | 31/85 |
| Passing Yardage | 212 | 273 |
| Passes | 24/39/2 | 26/36/0 |
| Punts | 3/136/45.3 | 4/179/44.8 |
| Fumbles/Lost | 1/1 | 0/0 |
| Return Yardage | 28 | 143 |
| Penalties/Yards | 6/46 | 3/30 |
| Time of Possession | 30:09 | 29:51 |

WVU RUSHING: McKoy 10-83, Crawford 13-80; WVU PASSING: Howard 24-39-2-212; WVU RECEIVING: Shorts 8-82, White 6-60; WVU TACKLES (TFL/QS): Arndt 7, Nwachukwu 7 (1/0), Benton 7; WVU INTERCEPTIONS: None.

OSU RUSHING: Hill 19-54; OSU PASSING: Rudolph 26-36-0-273; OSU RECEIVING: McCleskey 11-66, Washington 6-117; OSU TACKLES (TFL/QS): Whitener 13 (1/1), Flowers 9; OSU INTERCEPTIONS: Richards, Henry.

Attendance - 59,584



Jarrod HARPER

Shelton GIBSON

GAME NO. 8: NO. 14/15 WEST VIRGINIA 48, KANSAS 21

MORGANTOWN, W.Va. (Nov. 5, 2016) - West Virginia brought in the month of November with its seventh win of the season, dominating Kansas, 48-21, in front of 56,343 on a chilly night in Morgantown.

Trying to bounce back from a loss at Oklahoma State the week before, the Mountaineers took care of business and built up a 31-0 halftime lead to let everyone know that there were no lingering effects from the week before.

The Mountaineer defense held the Jayhawks to just 53 rushing yards in the first half and 135 yards total in tossing a first-half shutout.

WVU quarterback Skyler Howard was responsible for five touchdowns (2 rushing, 3 passing) and totaled 324 all-purpose yards.

Despite missing injured starter Rushel Shell III at tailback, Justin Crawford and Kennedy McKoy filled in admirably as both went over 100 yards to lead the rushing attack. The ground game complemented the passing attack as two WVU receivers went over the 100-yard receiving mark, giving the Mountaineers four players with more than 100 yards at their respective positions.

It didn't take West Virginia long to get on the scoreboard, as the Mountaineers took the game's opening possession 57 yards and collected a 35-yard field goal from Mike Molina.

Before the quarter ended, Howard engineered a 77-yard drive that ended with his 22-yard touchdown run for a 10-0 advantage. A 44-yard run by McKoy was the big play in the drive.

Three more touchdowns in the second quarter enabled West Virginia to build up a 31-point cushion. Howard called his own number again with 8:27 left in the half, rushing in from 33 yards out. His run accounted for 33 of the 52 yards in the drive.

West Virginia marched again on its next possession, going 72 yards in seven plays, scoring on Howard's seven-yard touchdown strike to Daikiel Shorts Jr. Like McKoy on a previous scoring drive, Crawford turned in the big play with a 37-yard rush on third-and-two to keep the drive alive.

West Virginia's final scoring drive of the first half started with just 1:32 left on the clock, but the Mountaineers made the most of what little time was left before halftime.

Howard completed a 21-yard pass to Shorts and a 17-yard pass to receiver Ka'Raun White to set up a 19-yard scoring toss to receiver Shelton Gibson for the 31-0 advantage.

Kansas got its first points of the game early in the third by taking advantage of a West Virginia fumble deep in its own territory. Ke'aun Kinners rushed in from two yards away and accounted for all 29 yards in the drive, putting the score at 31-7.

The Mountaineers rebounded from the fumble on the earlier possession and drove 65 yards in four plays to take a 38-7 lead on Crawford's 27-yard touchdown run. Crawford also had a 25-yard run to get the drive started before ending it with his first score of the night.

Later in the third quarter, the Mountaineers padded their lead, when Howard connected with Gibson for another scoring toss. The 32-yard pass play ended a 67-yard drive and gave West Virginia

a 45-7 lead with 5:35 left in the third quarter.

Kansas closed the scoring in the third, when backup quarterback Carter Stanley hit Martin Taylor for a 45-yard pass play, putting the score at 45-14 heading into the fourth.

After a missed WVU field goal, Kansas scored its final points, when Stanley hooked up with Steven Sims for an 11-yard touchdown reception.

Making amends for the earlier miss, Molina ended the scoring with 9:53 left, when he converted on a career-long 39-yard field goal, which was set up by a 51-yard kickoff return by Gibson.

Howard's night ended at 260 passing yards, with 104 going to Shorts on seven catches and 102 going to Gibson on four catches. Crawford finished with 129 rushing yards on 13 carries, while McKoy totaled 127 on 18 attempts. The Mountaineer defense was led by Jarrod Harper with seven solo tackles and Rasul Douglas with two interceptions.

Jayhawk quarterback Montell Cozart finished with 124 yards passing, while Stanley added 127 passing yards coming off the bench. Kinner led the Jayhawk rushers with 65 yards, while Sims topped all receivers with 124 yards on nine catches. Leading the Kansas defense was Tevin Shaw, Fish Smithson and Dorance Armstrong with seven tackles each.

Final numbers showed West Virginia with an impressive 341 yards rushing and 264 passing for 605 yards of offense. Kansas ended the night with 150 yards on the ground and 291 through the air for 441 yards.

With the win, West Virginia upped its record to 7-1 overall and 4-1 in the Big 12. The Mountaineers have now won three straight in the series with Kansas.

SCORING AND STATISTICAL SUMMARY

| | 1 | 2 | 3 | 4 | Total |
|---------------------|----|----|----|---|-------|
| Kansas..... | 0 | 0 | 14 | 7 | 21 |
| West Virginia | 10 | 21 | 14 | 3 | 48 |

| | |
|-----|---|
| 1st | WVU - Mike Molina 35 FG WVU - Skyler Howard 22 rush (Molina kick) |
| 2nd | WVU - Howard 33 rush (Molina kick) WVU - Daikiel Shorts 7 pass from Howard (Molina kick) WVU - Shelton Gibson 19 pass from Howard (Molina kick) |
| 3rd | KU - Ke'aun Kinner 2 rush (Matthew Wyman kick) WVU - Justin Crawford 27 rush (Molina kick) WVU - Gibson 32 pass from Howard (Molina kick) |
| 4th | KU - Martin Taylor 45 pass from Carter Stanley (Wyman kick) KU - Steven Sims 11 pass from Stanley (Wyman kick) WVU - Molina 39 FG |

| | KU | WVU |
|--------------------|------------|------------|
| First Downs | 18 | 28 |
| Rushes/Yards | 37/150 | 47/341 |
| Passing Yardage | 291 | 264 |
| Passes | 21/36/2 | 17/28/0 |
| Punts | 6/250/41.7 | 3/128/42.7 |
| Fumbles/Lost | 1/0 | 2/1 |
| Return Yardage | 102 | 83 |
| Penalties/Yards | 9/10 | 6/59 |
| Time of Possession | 29:27 | 30:33 |

WVU RUSHING: Crawford 13-129, McKoy 18-127; WVU PASSING: Howard 16-27-0-260; WVU RECEIVING: Shorts 7-104, Gibson 4-102; WVU TACKLES (TFL/QS): Harper 7, Benton 5, Arndt 5; WVU INTERCEPTIONS: Douglas (2).

KU RUSHING: Kinner 14-65, Taylor 14-43; KU PASSING: Cozart 11-24-1-124, Stanley 9-11-1-127; KU RECEIVING: Sims 9-124, Barbel 5-60; KU TACKLES (TFL/QS): Shaw 7 (2/0), Smithson 7, Armstrong 7 (2/0); KU INTERCEPTIONS: None.

Attendance - 56,343



Daikiel **SHORTS JR**

Rasul **DOUGLAS**

GAME NO. 10: NO. 11/10 WEST VIRGINIA 24, TEXAS 20

AUSTIN, Texas. (Nov. 12, 2016) - No. 11/10 West Virginia earned victory number eight of the 2016 season with a 24-20 win at Texas in front of 98,673 fans at DKR Texas Memorial Stadium.

The Mountaineers jumped out to a 17-3 first-half lead and survived several Texas comeback attempts to hang on for the win.

Despite committing four turnovers, West Virginia got a strong effort from its defense, which kept the Longhorns scoreless on all four drives after the turnovers.

It was the Mountaineers who scored the only points off miscues as three Longhorn turnovers resulted in seven points for the visitors.

Texas won the coin toss and elected to receive, and the move paid off as the Longhorns jumped out to a 3-0 lead on Trent Domingue's 25-yard field goal. The drive covered 65 yards in 12 plays and proved to be Texas' only lead in the game.

The lead lasted only 4:39 before West Virginia scored on its first possession. Quarterback Skyler Howard directed a 13-play drive that resulted in kicker Mike Molina's 44-yard field goal to tie the game. The kick was a season and career long for Molina.

The Mountaineers took the lead with 2:27 left in the first, when freshman tailback Kennedy McKoy found the end zone on an eight-yard run. McKoy's touchdown came after West Virginia marched 66 yards in nine plays. On the drive, Howard completed three passes of 11 yards or more to keep the chains moving.

West Virginia upped its lead to 17-3 early in the second quarter, when Howard connected on a 29-yard touchdown pass to Ka'Raun White to end a 70-yard drive. White was interfered with on the play and actually caught the ball while lying on his back.

Trailing by 14 points, Texas battled back in the second quarter to cut its deficit to four at halftime.

At the 7:35 mark, Longhorn quarterback Shane Buechele scored on a 10-yard run to make the score 17-10.

On its next possession, Texas basically ran out the second quarter clock by keeping the ball for 6:48, using 21 plays to drive 84 yards. However, the Mountaineer defense held at the two-yard line, forcing the Longhorns to settle for a Domingue 19-yard field goal.

With the first possession of the second half, West Virginia moved the ball 41 yards in two plays, but faltered on one of three Howard interceptions.

After the West Virginia defense held again, the

Mountaineers added to their lead after blocking a Texas field goal attempt. Howard directed a 79-yard scoring drive that was highlighted by his 48 yards passing and ended with McKoy's second touchdown in the game, this one from three yards away.

With WVU leading 24-13, Texas scored before the end of the third to close the gap to 24-20.

The Longhorns turned in an 80-yard drive, and receiver Colin Johnson hauled in a 20-yard touchdown pass from Buechele for the score with 1:28 left in the third.

Who knew at the time that those would be the final points in the game. Texas mounted four more drives in the fourth quarter only to be stopped by the Mountaineer defense.

The Longhorns reached the West Virginia 15-yard line on one drive before WVU safety Kyzir White forced a Buechele fumble on a dramatic sack. The next two drives lasted five and six plays before the Longhorns reached the Mountaineer 27-yard line on their final possession. However, when Buechele's pass fell incomplete as time expired, the West Virginia defense had come up big yet again.

Despite the three interceptions, Howard finished with 269 yards passing, while McKoy added 73 yards rushing and two scores. White totaled six catches for 82 yards and a touchdown, while Justin Arndt and David Long combined for 22 tackles on defense with each recording a sack.

Texas was led by the rushing of star tailback D'Onta Foreman with 167 yards. Buechele finished with 318 yards passing, and Dorian Leonard led all receivers with seven catches for 125 yards. The Longhorn defense was led by Edwin Freeman with eight stops.

Final totals heavily favored Texas. West Virginia rushed for 114 yards and passed for 269 to total 383 yards of offense. Texas, behind Foreman's rushing numbers, finished with 218 yards on the ground and 318 passing for 536 yards of total offense.

Several long drives in the game enabled the Longhorns to run 100 offensive plays compared to West Virginia's 73, which resulted in a time of possession advantage for the Longhorns by a 33:42 to 26:18 count.

The win was West Virginia's second straight over Texas and gives the Mountaineers a 4-2 all-time lead in the series and a 3-2 mark vs. the Longhorns in all-time Big 12 play.

The Mountaineers are now 3-1 all-time in Austin and 2-1 on the road vs. the Longhorns under Dana Holgorsen.

SCORING AND STATISTICAL SUMMARY

| | 1 | 2 | 3 | 4 | Total |
|---------------|----|----|---|---|-------|
| West Virginia | 10 | 7 | 7 | 0 | 24 |
| Texas | 3 | 10 | 7 | 0 | 20 |

| | |
|-----|--|
| 1st | UT - Trent Domingue 27 FG WVU - Mike Molina 44 FG WVU - Kennedy McKoy 8 rush (Molina kick) |
| 2nd | WVU - Ka'Raun White 29 pass from Skyler Howard (Molina kick) UT - Shane Buechele 10 rush (Domingue kick) UT - Domingue 19 FG |
| 3rd | WVU - McKoy 3 rush (Molina kick) UT - Collin Johnson 20 pass from Buechele (Domingue kick) |

| | WVU | UT |
|--------------------|------------|------------|
| First Downs | 22 | 32 |
| Rushes/Yards | 38/114 | 50/218 |
| Passing Yardage | 269 | 318 |
| Passes | 21/35/3 | 31/50/1 |
| Punts | 5/223/44.6 | 4/175/43.8 |
| Fumbles/Lost | 1/1 | 3/2 |
| Return Yardage | 31 | 66 |
| Penalties/Yards | 5/55 | 5/50 |
| Time of Possession | 26:18 | 33:42 |

WVU RUSHING: McKoy 25-73; WVU PASSING: Howard 21-35-3-269; WVU RECEIVING: White 6-82, Shorts 5-75, Gibson 4-65; WVU TACKLES (TFL/QS): Arndt 12 (1/1), Long 10 (1/1), Fleming 9, Douglas 9; WVU INTERCEPTIONS: Douglas.

UT RUSHING: Foreman 35-167; UT PASSING: Buechele 31-48-1-318; UT RECEIVING: Leonard 7-125, Johnson 7-68; UT TACKLES (TFL/QS): Freeman 8 (1/0), Boyd 7, Roach 7 (3/1); UT INTERCEPTIONS: Locke, Haines (2).

Attendance - 98,673

The Automated ScoreBook
West Virginia Game Results (as of Nov 20, 2016)
All games

| Date | Opponent | Score | Overall Record | Conference Record | Time | Attend |
|----------------|-------------------|---------|----------------|-------------------|------|--------|
| Sep 3, 2016 | MISSOURI | W 26-11 | 1- 0- 0 | 0- 0- 0 | 3:27 | 60125 |
| Sep 10, 2016 | YOUNGSTOWN STATE | W 38-21 | 2- 0- 0 | 0- 0- 0 | 3:38 | 56261 |
| Sep 24, 2016 | vs BYU | W 35-32 | 3- 0- 0 | 0- 0- 0 | 3:23 | 38207 |
| * Oct. 1, 2016 | KANSAS STATE | W 17-16 | 4- 0- 0 | 1- 0- 0 | 3:25 | 61701 |
| * Oct 15, 2016 | at Texas Tech | W 48-17 | 5- 0- 0 | 2- 0- 0 | 3:37 | 54111 |
| * Oct 22, 2016 | TCU | W 34-10 | 6- 0- 0 | 3- 0- 0 | 3:23 | 61780 |
| * Oct 29, 2016 | at Oklahoma State | 20-37 L | 6- 1- 0 | 3- 1- 0 | 3:22 | 59584 |
| * Nov 5, 2016 | KANSAS | W 48-21 | 7- 1- 0 | 4- 1- 0 | 3:37 | 56343 |
| * Nov 12, 2016 | at Texas | W 24-20 | 8- 1- 0 | 5- 1- 0 | 3:45 | 98673 |
| * Nov 19, 2016 | #8 OKLAHOMA | 28-56 L | 8- 2- 0 | 5- 2- 0 | 3:27 | 57645 |

* indicates conference game

| Opponent | Score | -----FIRST DOWNS----- | | | | ---RUSHING--- | | -----PASSING----- | | | --TOTAL OFFENSE-- | | Return Yards | Turn-Overs | |
|----------------------|---------|-----------------------|--------|---------|-------|-------------------|----------|-----------------------|------------|-----------|--------------------|----------|--------------|------------|-------|
| | | Total | Rush | Pass | Pen | Number | Yards | Comp | Att | Int | Yards | Plays | | | Yards |
| MISSOURI..... | 26-11 | 24/26 | 9/13 | 13/11 | 2/2 | 48-241 | / 47-180 | 23-37- | 2 / 24-53- | 0 | 253/282 | 85-494 | / 100-462 | 71/57 | 3/1 |
| YOUNGSTOWN STATE.... | 38-21 | 30/21 | 11/10 | 16/10 | 3/1 | 46-235 | / 41-185 | 20-33- | 1 / 15-32- | 1 | 389/220 | 79-624 | / 73-405 | 68/130 | 1/1 |
| BYU..... | 35-32 | 26/27 | 7/12 | 17/14 | 2/1 | 35-149 | / 40-280 | 31-40- | 1 / 23-36- | 3 | 332/241 | 75-481 | / 76-521 | 175/157 | 2/4 |
| KANSAS STATE..... | 17-16 | 21/17 | 6/7 | 15/8 | 0/2 | 35-124 | / 42-120 | 24-41- | 1 / 10-30- | 1 | 298/166 | 76-422 | / 72-286 | 52/101 | 2/1 |
| Texas Tech..... | 48-17 | 28/21 | 15/6 | 12/12 | 1/3 | 46-332 | / 27-34 | 21-31- | 0 / 32-50- | 1 | 318/345 | 77-650 | / 77-379 | 29/92 | 0/1 |
| TCU..... | 34-10 | 25/18 | 11/11 | 12/6 | 2/1 | 48-158 | / 29-152 | 16-23- | 0 / 18-31- | 1 | 231/148 | 71-389 | / 60-300 | 99/113 | 0/3 |
| Oklahoma State..... | 20-37 | 27/17 | 12/2 | 14/13 | 1/2 | 41-209 | / 31-85 | 24-39- | 2 / 26-36- | 0 | 212/273 | 80-421 | / 67-358 | 28/148 | 3/0 |
| KANSAS..... | 48-21 | 28/18 | 13/6 | 11/10 | 4/2 | 47-341 | / 37-150 | 17-28- | 0 / 21-36- | 2 | 264/291 | 75-605 | / 73-441 | 83/102 | 1/2 |
| Texas..... | 24-20 | 22/32 | 7/16 | 15/15 | 0/1 | 38-114 | / 50-218 | 21-35- | 3 / 31-50- | 1 | 269/318 | 73-383 | / 100-536 | 25/66 | 4/3 |
| OKLAHOMA..... | 28-56 | 22/27 | 14/15 | 6/7 | 2/5 | 38-388 | / 64-316 | 12-27- | 1 / 9-15- | 1 | 191/169 | 65-579 | / 79-485 | 108/136 | 4/1 |
| Totals..... | 318-241 | 253/224 | 105/98 | 131/106 | 17/20 | 422-2291/408-1720 | | 209-334-11/209-369-11 | | 2757/2453 | 756-5048/ 777-4173 | 738/1102 | 20/17 | | |

Note: Game totals are displayed in the format TEAM/OPPONENT for each category

The Automated ScoreBook
West Virginia Overall Team Statistics (as of Nov 20, 2016)
All games

| Team Statistics | WVU | OPP |
|-------------------------|--------------|-------------|
| SCORING | 318 | 241 |
| Points Per Game | 31.8 | 24.1 |
| Points Off Turnovers | 38 | 68 |
| FIRST DOWNS | 253 | 224 |
| Rushing | 105 | 98 |
| Passing | 131 | 106 |
| Penalty | 17 | 20 |
| RUSHING YARDAGE | 2291 | 1720 |
| Yards gained rushing | 2504 | 1906 |
| Yards lost rushing | 213 | 186 |
| Rushing Attempts | 422 | 408 |
| Average Per Rush | 5.4 | 4.2 |
| Average Per Game | 229.1 | 172.0 |
| TDs Rushing | 19 | 13 |
| PASSING YARDAGE | 2757 | 2453 |
| Comp-Att-Int | 209-334-11 | 209-369-11 |
| Average Per Pass | 8.3 | 6.6 |
| Average Per Catch | 13.2 | 11.7 |
| Average Per Game | 275.7 | 245.3 |
| TDs Passing | 19 | 15 |
| TOTAL OFFENSE | 5048 | 4173 |
| Total Plays | 756 | 777 |
| Average Per Play | 6.7 | 5.4 |
| Average Per Game | 504.8 | 417.3 |
| KICK RETURNS: #-Yards | 26-590 | 38-845 |
| PUNT RETURNS: #-Yards | 21-39 | 10-67 |
| INT RETURNS: #-Yards | 11-109 | 11-185 |
| KICK RETURN AVERAGE | 22.7 | 22.2 |
| PUNT RETURN AVERAGE | 1.9 | 6.7 |
| INT RETURN AVERAGE | 9.9 | 16.8 |
| FUMBLES-LOST | 10-9 | 13-6 |
| PENALTIES-Yards | 60-583 | 68-617 |
| Average Per Game | 58.3 | 61.7 |
| PUNTS-Yards | 38-1655 | 52-2124 |
| Average Per Punt | 43.6 | 40.8 |
| Net punt average | 39.7 | 38.9 |
| KICKOFFS-Yards | 64-3747 | 50-3125 |
| Average Per Kick | 58.5 | 62.5 |
| Net kick average | 37.1 | 39.7 |
| TIME OF POSSESSION/Game | 28:50 | 31:10 |
| 3RD-DOWN Conversions | 67/142 | 72/166 |
| 3rd-Down Pct | 47% | 43% |
| 4TH-DOWN Conversions | 4/9 | 6/15 |
| 4th-Down Pct | 44% | 40% |
| SACKS BY-Yards | 17-128 | 17-131 |
| MISC YARDS | 1 | 0 |
| TOUCHDOWNS SCORED | 39 | 29 |
| FIELD GOALS-ATTEMPTS | 15-21 | 13-18 |
| ON-SIDE KICKS | 0-0 | 1-1 |
| RED-ZONE SCORES | (39-49) 80% | (36-43) 84% |
| RED-ZONE TOUCHDOWNS | (26-49) 53% | (23-43) 53% |
| PAT-ATTEMPTS | (39-39) 100% | (24-25) 96% |
| ATTENDANCE | 353855 | 212368 |
| Games/Avg Per Game | 6/58976 | 3/70789 |
| Neutral Site Games | | 1/38207 |

| Score by Quarters | 1st | 2nd | 3rd | 4th | OT | Total |
|--------------------------|------------|------------|------------|------------|-----------|--------------|
| West Virginia | 71 | 87 | 78 | 82 | 0 | 318 |
| Opponents | 54 | 73 | 47 | 67 | 0 | 241 |

The Automated ScoreBook
West Virginia Overall Individual Statistics (as of Nov 20, 2016)
All games

| <u>Rushing</u> | <u>gp</u> | <u>att</u> | <u>gain</u> | <u>loss</u> | <u>net</u> | <u>avg</u> | <u>td</u> | <u>lg</u> | <u>avg/g</u> |
|--------------------|-----------|------------|-------------|-------------|------------|------------|-----------|-----------|--------------|
| Crawford, Justin | 10 | 122 | 947 | 17 | 930 | 7.6 | 4 | 61 | 93.0 |
| Shell III, Rushel | 8 | 104 | 517 | 12 | 505 | 4.9 | 5 | 23 | 63.1 |
| McKoy, Kennedy | 10 | 69 | 473 | 9 | 464 | 6.7 | 2 | 44 | 46.4 |
| Howard, Skyler | 10 | 100 | 467 | 141 | 326 | 3.3 | 8 | 33 | 32.6 |
| Wellman, Elijah | 10 | 11 | 34 | 3 | 31 | 2.8 | 0 | 11 | 3.1 |
| Gibson, Shelton | 10 | 1 | 25 | 0 | 25 | 25.0 | 0 | 25 | 2.5 |
| Durante, Jovon | 10 | 3 | 24 | 9 | 15 | 5.0 | 0 | 20 | 1.5 |
| Crest Jr., William | 7 | 4 | 17 | 7 | 10 | 2.5 | 0 | 9 | 1.4 |
| Orlosky, Tyler | 10 | 1 | 0 | 2 | -2 | -2.0 | 0 | 0 | -0.2 |
| TEAM | 5 | 7 | 0 | 13 | -13 | -1.9 | 0 | 0 | -2.6 |
| Total | 10 | 422 | 2504 | 213 | 2291 | 5.4 | 19 | 61 | 229.1 |
| Opponents | 10 | 408 | 1906 | 186 | 1720 | 4.2 | 13 | 56 | 172.0 |

| <u>Passing</u> | <u>gp</u> | <u>effic</u> | <u>comp-att-int</u> | <u>pct</u> | <u>yds</u> | <u>td</u> | <u>lg</u> | <u>avg/g</u> |
|-----------------|-----------|--------------|---------------------|------------|------------|-----------|-----------|--------------|
| Howard, Skyler | 10 | 145.60 | 208-331-10 | 62.8 | 2753 | 19 | 61 | 275.3 |
| Chugunov, Chris | 2 | -22.13 | 1-3-1 | 33.3 | 4 | 0 | 4 | 2.0 |
| Total | 10 | 144.10 | 209-334-11 | 62.6 | 2757 | 19 | 61 | 275.7 |
| Opponents | 10 | 119.93 | 209-369-11 | 56.6 | 2453 | 15 | 75 | 245.3 |

| <u>Receiving</u> | <u>gp</u> | <u>no.</u> | <u>yds</u> | <u>avg</u> | <u>td</u> | <u>lg</u> | <u>avg/g</u> |
|---------------------|-----------|------------|------------|------------|-----------|-----------|--------------|
| Shorts Jr., Daikiel | 10 | 53 | 777 | 14.7 | 4 | 53 | 77.7 |
| White, Ka'Raun | 10 | 46 | 546 | 11.9 | 4 | 53 | 54.6 |
| Gibson, Shelton | 10 | 37 | 766 | 20.7 | 6 | 61 | 76.6 |
| Durante, Jovon | 10 | 31 | 311 | 10.0 | 2 | 51 | 31.1 |
| Shell III, Rushel | 8 | 11 | 94 | 8.5 | 0 | 28 | 11.8 |
| Crawford, Justin | 10 | 11 | 58 | 5.3 | 1 | 17 | 5.8 |
| Jennings, Gary | 10 | 7 | 96 | 13.7 | 1 | 47 | 9.6 |
| McKoy, Kennedy | 10 | 7 | 53 | 7.6 | 1 | 21 | 5.3 |
| Mathis, Devonte | 10 | 3 | 46 | 15.3 | 0 | 20 | 4.6 |
| Wellman, Elijah | 10 | 2 | 8 | 4.0 | 0 | 4 | 0.8 |
| Simms, Marcus | 7 | 1 | 2 | 2.0 | 0 | 2 | 0.3 |
| Total | 10 | 209 | 2757 | 13.2 | 19 | 61 | 275.7 |
| Opponents | 10 | 209 | 2453 | 11.7 | 15 | 75 | 245.3 |

| <u>Punt Returns</u> | <u>no.</u> | <u>yds</u> | <u>avg</u> | <u>td</u> | <u>lg</u> |
|---------------------|------------|------------|------------|-----------|-----------|
| Jennings, Gary | 21 | 39 | 1.9 | 0 | 18 |
| Total | 21 | 39 | 1.9 | 0 | 18 |
| Opponents | 10 | 67 | 6.7 | 0 | 19 |

| <u>Interceptions</u> | <u>no.</u> | <u>yds</u> | <u>avg</u> | <u>td</u> | <u>lg</u> |
|----------------------|------------|------------|------------|-----------|-----------|
| Douglas, Rasul | 7 | 94 | 13.4 | 1 | 54 |
| Fleming, Maurice | 1 | 2 | 2.0 | 0 | 2 |
| Walters, Sean | 1 | 0 | 0.0 | 0 | 0 |
| Tyler, Jeremy | 1 | 0 | 0.0 | 0 | 0 |
| Benton, Al-Rasheed | 1 | 13 | 13.0 | 0 | 13 |
| Total | 11 | 109 | 9.9 | 1 | 54 |
| Opponents | 11 | 185 | 16.8 | 1 | 80 |

| <u>Kick Returns</u> | <u>no.</u> | <u>yds</u> | <u>avg</u> | <u>td</u> | <u>lg</u> |
|---------------------|------------|------------|------------|-----------|-----------|
| Gibson, Shelton | 24 | 553 | 23.0 | 0 | 51 |
| Durante, Jovon | 1 | 16 | 16.0 | 0 | 16 |
| Jennings, Gary | 1 | 21 | 21.0 | 0 | 21 |
| Total | 26 | 590 | 22.7 | 0 | 51 |
| Opponents | 38 | 845 | 22.2 | 0 | 58 |

| <u>Fumble Returns</u> | <u>no.</u> | <u>yds</u> | <u>avg</u> | <u>td</u> | <u>lg</u> |
|-----------------------|------------|------------|------------|-----------|-----------|
| Total | 0 | 0 | 0.0 | 0 | 0 |
| Opponents | 2 | 5 | 2.5 | 0 | 5 |

The Automated ScoreBook
West Virginia Overall Individual Statistics (as of Nov 20, 2016)
All games

| Scoring | td | fg | PAT | | | | dpx | saf | pts |
|---------------------|-----------|--------------|--------------|----------|----------|------------|----------|----------|------------|
| | | | kick | rush | rcv | pass | | | |
| Molina, Mike | - | 14-19 | 39-39 | - | - | - | - | - | 81 |
| Howard, Skyler | 8 | - | - | - | - | - | - | - | 48 |
| Gibson, Shelton | 6 | - | - | - | - | - | - | - | 36 |
| Crawford, Justin | 5 | - | - | - | - | - | - | - | 30 |
| Shell III, Rushel | 5 | - | - | - | - | - | - | - | 30 |
| White, Ka'Raun | 4 | - | - | - | - | - | - | - | 24 |
| Shorts Jr., Daikiel | 4 | - | - | - | - | - | - | - | 24 |
| McKoy, Kennedy | 3 | - | - | - | - | - | - | - | 18 |
| Durante, Jovon | 2 | - | - | - | - | - | - | - | 12 |
| Jennings, Gary | 1 | - | - | - | - | - | - | - | 6 |
| Douglas, Rasul | 1 | - | - | - | - | - | - | - | 6 |
| Lambert, Josh | - | 1-2 | - | - | - | - | - | - | 3 |
| Total | 39 | 15-21 | 39-39 | - | - | - | - | - | 318 |
| Opponents | 29 | 13-18 | 24-25 | - | 2 | 2-4 | - | - | 241 |

| Total Offense | g | plays | rush | pass | total | avg/g |
|--------------------|-----------|------------|-------------|-------------|-------------|--------------|
| Howard, Skyler | 10 | 431 | 326 | 2753 | 3079 | 307.9 |
| Crawford, Justin | 10 | 122 | 930 | 0 | 930 | 93.0 |
| Shell III, Rushel | 8 | 104 | 505 | 0 | 505 | 63.1 |
| McKoy, Kennedy | 10 | 69 | 464 | 0 | 464 | 46.4 |
| Wellman, Elijah | 10 | 11 | 31 | 0 | 31 | 3.1 |
| Gibson, Shelton | 10 | 1 | 25 | 0 | 25 | 2.5 |
| Durante, Jovon | 10 | 3 | 15 | 0 | 15 | 1.5 |
| Crest Jr., William | 7 | 4 | 10 | 0 | 10 | 1.4 |
| Chugunov, Chris | 2 | 3 | 0 | 4 | 4 | 2.0 |
| Orlosky, Tyler | 10 | 1 | -2 | 0 | -2 | -0.2 |
| TEAM | 5 | 7 | -13 | 0 | -13 | -2.6 |
| Total | 10 | 756 | 2291 | 2757 | 5048 | 504.8 |
| Opponents | 10 | 777 | 1720 | 2453 | 4173 | 417.3 |

| Field Goals | fg | pct. | 01-19 | 20-29 | 30-39 | 40-49 | 50-99 | lg | blk |
|---------------|-------|------|-------|-------|-------|-------|-------|----|-----|
| Molina, Mike | 14-19 | 73.7 | 1-1 | 5-6 | 7-9 | 1-3 | 0-0 | 44 | 0 |
| Lambert, Josh | 1-2 | 50.0 | 0-0 | 0-0 | 1-2 | 0-0 | 0-0 | 37 | 0 |

| Punting | no. | yds | avg | lg | tb | fc | i20 | 50+ | blk |
|------------------|-----------|-------------|-------------|-----------|----------|-----------|-----------|-----------|----------|
| Kinney, Billy | 38 | 1655 | 43.6 | 55 | 4 | 14 | 10 | 5 | 0 |
| Total | 38 | 1655 | 43.6 | 55 | 4 | 14 | 10 | 5 | 0 |
| Opponents | 52 | 2124 | 40.8 | 59 | 3 | 4 | 19 | 10 | 0 |

| FG Sequence | West Virginia | Opponents |
|------------------|---------------------|-------------------|
| Missouri | (19),(26),(21),(33) | (24),24,42 |
| Youngstown State | 30,(32) | - |
| BYU | - | (22),(25) |
| Kansas State | 30,(37) | (37),(31),(22),43 |
| Texas Tech | 43,(34),(22) | (42) |
| TCU | 47,(38),(26) | (30) |
| Oklahoma State | (36),39,(21) | (32),(25),38,(22) |
| Kansas | (35),27,(39) | - |
| Texas | (44) | (27),(19),37 |
| Oklahoma | - | - |

| Kickoffs | no. | yds | avg | tb | ob | retn | net | ydln |
|------------------|-----------|-------------|-------------|-----------|----------|-------------|-------------|-----------|
| Molina, Mike | 63 | 3705 | 58.8 | 21 | 4 | | | |
| Lambert, Josh | 1 | 42 | 42.0 | 0 | 0 | | | |
| Total | 64 | 3747 | 58.5 | 21 | 4 | 22.2 | 37.1 | 27 |
| Opponents | 50 | 3125 | 62.5 | 22 | 2 | 22.7 | 39.7 | 25 |

Numbers in (parentheses) indicate field goal was made.

The Automated ScoreBook
West Virginia Overall Individual Statistics (as of Nov 20, 2016)
All games

| <u>All Purpose</u> | <u>g</u> | <u>rush</u> | <u>rcv</u> | <u>pr</u> | <u>kr</u> | <u>ir</u> | <u>total</u> | <u>avg/g</u> |
|--------------------|----------|-------------|------------|-----------|-----------|-----------|--------------|--------------|
| Gibson, Shelton | 10 | 25 | 766 | 0 | 553 | 0 | 1344 | 134.4 |
| Crawford, Justin | 10 | 930 | 58 | 0 | 0 | 0 | 988 | 98.8 |
| Shorts Jr., Daiki | 10 | 0 | 777 | 0 | 0 | 0 | 777 | 77.7 |
| Shell III, Rushel | 8 | 505 | 94 | 0 | 0 | 0 | 599 | 74.9 |
| White, Ka'Raun | 10 | 0 | 546 | 0 | 0 | 0 | 546 | 54.6 |
| McKoy, Kenned | 10 | 464 | 53 | 0 | 0 | 0 | 517 | 51.7 |
| Durante, Jovon | 10 | 15 | 311 | 0 | 16 | 0 | 342 | 34.2 |
| Howard, Skyler | 10 | 326 | 0 | 0 | 0 | 0 | 326 | 32.6 |
| Jennings, Gary | 10 | 0 | 96 | 39 | 21 | 0 | 156 | 15.6 |
| Douglas, Rasul | 10 | 0 | 0 | 0 | 0 | 94 | 94 | 9.4 |
| Mathis, Devonte | 10 | 0 | 46 | 0 | 0 | 0 | 46 | 4.6 |
| Wellman, Elijah | 10 | 31 | 8 | 0 | 0 | 0 | 39 | 3.9 |
| Benton, Al-Rash | 10 | 0 | 0 | 0 | 0 | 13 | 13 | 1.3 |
| Crest Jr., Willia | 7 | 10 | 0 | 0 | 0 | 0 | 10 | 1.4 |
| Simms, Marcus | 7 | 0 | 2 | 0 | 0 | 0 | 2 | 0.3 |
| Fleming, Mauric | 10 | 0 | 0 | 0 | 0 | 2 | 2 | 0.2 |
| Orlosky, Tyler | 10 | -2 | 0 | 0 | 0 | 0 | -2 | -0.2 |
| TEAM | 5 | -13 | 0 | 0 | 0 | 0 | -13 | -2.6 |
| Total | 10 | 2291 | 2757 | 39 | 590 | 109 | 5786 | 578.6 |
| Opponents | 10 | 1720 | 2453 | 67 | 845 | 185 | 5270 | 527.0 |

The Automated ScoreBook
West Virginia Overall Defensive Statistics (as of Nov 20, 2016)
All games

| ## | Defensive Leaders | gp | Tackles | | | | tfl/yds | Sacks no-yds | Pass defense | | | Fumbles | | blkd | |
|-----------|----------------------|----|---------|-----|-----|--------|---------|-----------------|--------------|------|-----|---------|----|------|-----|
| | | | ua | a | tot | | | | int-yds | brup | qbh | rcv-yds | ff | kick | saf |
| 30 | Arndt, Justin | 10 | 44 | 19 | 63 | 6.0-34 | 3.0-28 | . | 1 | . | . | . | . | . | . |
| 3D | Benton, Al-Rasheed | 10 | 39 | 21 | 60 | . | . | 1-13 | . | 2 | 1-0 | . | . | . | . |
| 22 | Harper, Jarrod | 10 | 40 | 12 | 52 | 1.0-1 | . | . | 1 | . | . | . | . | . | . |
| 13 | Douglas, Rasul | 10 | 37 | 14 | 51 | 3.0-13 | 1.0-11 | 7-94 | 6 | . | . | . | . | . | . |
| 8D | White, Kyzir | 10 | 42 | 8 | 50 | 6.0-23 | 3.0-19 | . | 2 | 1 | 1-0 | 2 | . | . | . |
| 49 | Howard, Darrien | 10 | 32 | 17 | 49 | 4.0-27 | 2.0-25 | . | . | 1 | . | 1 | . | . | . |
| 2D | Tyler, Jeremy | 10 | 37 | 7 | 44 | 1.0-3 | . | 1-0 | 6 | . | . | 1 | . | . | . |
| 1E | Long, David | 10 | 29 | 14 | 43 | 3.5-16 | 2.0-9 | . | . | 2 | . | . | . | . | . |
| 24 | Fleming, Maurice | 10 | 40 | 3 | 43 | 1.0-1 | . | 1-2 | 7 | . | . | 1 | . | . | . |
| 97 | Nwachukwu, Noble | 9 | 25 | 5 | 30 | 6.0-24 | 3.0-17 | . | 1 | 1 | . | . | . | . | . |
| 88 | Shuler II, Adam | 10 | 13 | 12 | 25 | . | . | . | . | . | . | 1 | . | . | . |
| 95 | Brown, Christian | 10 | 15 | 9 | 24 | 3.0-9 | 1.0-5 | . | 2 | . | 1-0 | . | 1 | . | . |
| 1D | Crawford, Antonio | 7 | 19 | 1 | 20 | 2.0-6 | . | . | 5 | . | . | . | . | . | . |
| 27 | Walters, Sean | 10 | 14 | 2 | 16 | 2.0-12 | 1.0-9 | 1-0 | . | 1 | . | . | . | . | . |
| 19 | Battle, Elijah | 8 | 15 | 1 | 16 | 0.5-1 | . | . | 1 | . | . | . | . | . | . |
| 1B | Avery, Toyous | 8 | 13 | . | 13 | 1.0-1 | . | . | 2 | . | . | . | . | . | . |
| 18 | Gross Jr., Marvin | 10 | 8 | 4 | 12 | 1.0-6 | . | . | . | . | . | 1 | . | . | . |
| 14 | Kyeremeh, Nana | 10 | 9 | 3 | 12 | . | . | . | 1 | . | 1-0 | . | . | . | . |
| 5D | Preston, Xavier | 9 | 8 | 2 | 10 | 1.0-5 | 1.0-5 | . | . | 1 | . | . | . | . | . |
| 7D | Sharif, Khairi | 9 | 8 | . | 8 | . | . | . | . | . | 1-0 | . | . | . | . |
| 38 | Commodore, Shane | 10 | 3 | 4 | 7 | . | . | . | . | . | 1-0 | 1 | . | . | . |
| 46 | Donahue, Reese | 9 | 5 | 2 | 7 | . | . | . | . | . | . | . | . | . | . |
| 92 | Lewis, Jon | 10 | 3 | 1 | 4 | . | . | . | . | . | . | . | . | . | . |
| 44 | Christian II, Hodari | 7 | 3 | . | 3 | 1.0-3 | . | . | . | . | . | . | . | . | . |
| 53 | McKivitz, Colton | 10 | 2 | . | 2 | . | . | . | . | . | . | . | . | . | . |
| 28 | Wellman, Elijah | 10 | 1 | 1 | 2 | . | . | . | . | . | . | . | . | . | . |
| 5 | Durante, Jovon | 10 | 2 | . | 2 | . | . | . | . | . | . | . | . | . | . |
| 9D | Stewart, Jovanni | 9 | 2 | . | 2 | . | . | . | . | . | . | . | . | . | . |
| 62 | Bosch, Kyle | 10 | 1 | . | 1 | . | . | . | . | . | . | . | . | . | . |
| 31 | Sandwich, Zach | 1 | 1 | . | 1 | . | . | . | . | . | . | . | . | . | . |
| 67 | Shriner, Alec | 4 | . | 1 | 1 | . | . | . | . | . | . | . | . | . | . |
| 56 | Lingafelter, Grant | 7 | 1 | . | 1 | . | . | . | . | . | . | . | . | . | . |
| 52 | Meadows, Nick | 10 | 1 | . | 1 | . | . | . | . | . | . | . | . | . | . |
| 12 | Jennings, Gary | 10 | 1 | . | 1 | . | . | . | . | . | . | . | . | . | . |
| 4 | McKoy, Kennedy | 10 | . | 1 | 1 | . | . | . | . | . | . | . | . | . | . |
| 2 | White, Ka'Raun | 10 | 1 | . | 1 | . | . | . | . | . | . | . | . | . | . |
| 48 | Molina, Mike | 10 | 1 | . | 1 | . | . | . | . | . | . | . | . | . | . |
| 1 | Gibson, Shelton | 10 | 1 | . | 1 | . | . | . | . | . | . | . | . | . | . |
| Total | | 10 | 516 | 164 | 680 | 43-185 | 17-128 | 11-109 | 35 | 9 | 6-0 | 8 | 1 | . | . |
| Opponents | | 10 | 520 | 154 | 674 | 53-205 | 17-131 | 11-185 | 25 | 12 | 9-5 | 6 | . | . | . |

The Automated ScoreBook
West Virginia Individual Season/Career Statistics (as of Nov 20, 2016)
All games

| | SEASON | | | | | | | | | CAREER | | | | | | | | |
|----------------------|--------|--------|--------------|------|-------|-------|-------|-------|-------|--------|--------------|-------|------|-------|------|-------|----|-------|
| Rushing | gp | att | gain | loss | net | avg | td | lg | avg/g | gp | att | gain | loss | net | avg | td | lg | avg/g |
| Crawford, Justin | 10 | 122 | 947 | 17 | 930 | 7.6 | 4 | 61 | 93.0 | 10 | 122 | 947 | 17 | 930 | 7.6 | 4 | 61 | 93.0 |
| Shell III, Rushel | 8 | 104 | 517 | 12 | 505 | 4.9 | 5 | 23 | 63.1 | 33 | 441 | 2088 | 87 | 2001 | 4.5 | 20 | 54 | 60.6 |
| McKoy, Kennedy | 10 | 69 | 473 | 9 | 464 | 6.7 | 2 | 44 | 46.4 | 10 | 69 | 473 | 9 | 464 | 6.7 | 2 | 44 | 46.4 |
| Howard, Skyler | 10 | 100 | 467 | 141 | 326 | 3.3 | 8 | 33 | 32.6 | 27 | 279 | 1365 | 397 | 968 | 3.5 | 14 | 50 | 35.9 |
| Wellman, Elijah | 10 | 11 | 34 | 3 | 31 | 2.8 | 0 | 11 | 3.1 | 35 | 27 | 116 | 8 | 108 | 4.0 | 1 | 17 | 3.1 |
| Gibson, Shelton | 10 | 1 | 25 | 0 | 25 | 25.0 | 0 | 25 | 2.5 | 35 | 1 | 25 | 0 | 25 | 25.0 | 0 | 25 | 0.7 |
| Durante, Jovon | 10 | 3 | 24 | 9 | 15 | 5.0 | 0 | 20 | 1.5 | 22 | 3 | 24 | 9 | 15 | 5.0 | 0 | 20 | 0.7 |
| Crest Jr., William | 7 | 4 | 17 | 7 | 10 | 2.5 | 0 | 9 | 1.4 | 19 | 29 | 175 | 31 | 144 | 5.0 | 2 | 28 | 7.6 |
| Orlosky, Tyler | 10 | 1 | 0 | 2 | -2 | -2.0 | 0 | 0 | -0.2 | 47 | 1 | 0 | 2 | -2 | -2.0 | 0 | 0 | 0.0 |
| TEAM | 5 | 7 | 0 | 13 | -13 | -1.9 | 0 | 0 | -2.6 | | | | | | | | | |
| Total | 10 | 422 | 2504 | 213 | 2291 | 5.4 | 19 | 61 | 229.1 | | | | | | | | | |
| Opponents | 10 | 408 | 1906 | 186 | 1720 | 4.2 | 13 | 56 | 172.0 | | | | | | | | | |
| Passing | gp | effic | comp-att-int | pct | yds | td | lg | avg/g | gp | effic | comp-att-int | pct | yds | td | lg | avg/g | | |
| Howard, Skyler | 10 | 145.60 | 208-331-10 | 62.8 | 2753 | 19 | 61 | 275.3 | 27 | 139.45 | 485-844-24 | 57.5 | 6727 | 53 | 70 | 249.1 | | |
| Chugunov, Chris | 2 | -22.13 | 1-3-1 | 33.3 | 4 | 0 | 4 | 2.0 | 2 | -22.13 | 1-3-1 | 33.3 | 4 | 0 | 4 | 2.0 | | |
| Total | 10 | 144.10 | 209-334-11 | 62.6 | 2757 | 19 | 61 | 275.7 | | | | | | | | | | |
| Opponents | 10 | 119.93 | 209-369-11 | 56.6 | 2453 | 15 | 75 | 245.3 | | | | | | | | | | |
| Receiving | gp | no. | yds | avg | td | lg | avg/g | gp | no. | yds | avg | td | lg | avg/g | | | | |
| Shorts Jr., Daikiel | 10 | 53 | 777 | 14.7 | 4 | 53 | 77.7 | 48 | 167 | 2146 | 12.9 | 13 | 53 | 44.7 | | | | |
| White, Ka'Raun | 10 | 46 | 546 | 11.9 | 4 | 53 | 54.6 | 19 | 61 | 821 | 13.5 | 4 | 53 | 43.2 | | | | |
| Gibson, Shelton | 10 | 37 | 766 | 20.7 | 6 | 61 | 76.6 | 35 | 78 | 1713 | 22.0 | 15 | 70 | 48.9 | | | | |
| Durante, Jovon | 10 | 31 | 311 | 10.0 | 2 | 51 | 31.1 | 22 | 55 | 689 | 12.5 | 7 | 57 | 31.3 | | | | |
| Shell III, Rushel | 8 | 11 | 94 | 8.5 | 0 | 28 | 11.8 | 33 | 48 | 335 | 7.0 | 0 | 28 | 10.2 | | | | |
| Crawford, Justin | 10 | 11 | 58 | 5.3 | 1 | 17 | 5.8 | 10 | 11 | 58 | 5.3 | 1 | 17 | 5.8 | | | | |
| Jennings, Gary | 10 | 7 | 96 | 13.7 | 1 | 47 | 9.6 | 23 | 14 | 212 | 15.1 | 2 | 64 | 9.2 | | | | |
| McKoy, Kennedy | 10 | 7 | 53 | 7.6 | 1 | 21 | 5.3 | 10 | 7 | 53 | 7.6 | 1 | 21 | 5.3 | | | | |
| Mathis, Devonte | 10 | 3 | 46 | 15.3 | 0 | 20 | 4.6 | 36 | 16 | 175 | 10.9 | 0 | 20 | 4.9 | | | | |
| Wellman, Elijah | 10 | 2 | 8 | 4.0 | 0 | 4 | 0.8 | 35 | 11 | 35 | 3.2 | 3 | 10 | 1.0 | | | | |
| Simms, Marcus | 7 | 1 | 2 | 2.0 | 0 | 2 | 0.3 | 7 | 1 | 2 | 2.0 | 0 | 2 | 0.3 | | | | |
| Total | 10 | 209 | 2757 | 13.2 | 19 | 61 | 275.7 | | | | | | | | | | | |
| Opponents | 10 | 209 | 2453 | 11.7 | 15 | 75 | 245.3 | | | | | | | | | | | |
| Total Offense | g | plays | rush | pass | total | avg/g | g | plays | rush | pass | total | avg/g | | | | | | |
| Howard, Skyler | 10 | 431 | 326 | 2753 | 3079 | 307.9 | 27 | 1123 | 968 | 6727 | 7695 | 285.0 | | | | | | |
| Crawford, Justin | 10 | 122 | 930 | 0 | 930 | 93.0 | 10 | 122 | 930 | 0 | 930 | 93.0 | | | | | | |
| Shell III, Rushel | 8 | 104 | 505 | 0 | 505 | 63.1 | 33 | 441 | 2001 | 0 | 2001 | 60.6 | | | | | | |
| McKoy, Kennedy | 10 | 69 | 464 | 0 | 464 | 46.4 | 10 | 69 | 464 | 0 | 464 | 46.4 | | | | | | |
| Wellman, Elijah | 10 | 11 | 31 | 0 | 31 | 3.1 | 35 | 27 | 108 | 0 | 108 | 3.1 | | | | | | |
| Gibson, Shelton | 10 | 1 | 25 | 0 | 25 | 2.5 | 35 | 1 | 25 | 0 | 25 | 0.7 | | | | | | |
| Durante, Jovon | 10 | 3 | 15 | 0 | 15 | 1.5 | 22 | 3 | 15 | 0 | 15 | 0.7 | | | | | | |
| Crest Jr., William | 7 | 4 | 10 | 0 | 10 | 1.4 | 19 | 58 | 144 | 131 | 275 | 14.5 | | | | | | |
| Chugunov, Chris | 2 | 3 | 0 | 4 | 4 | 2.0 | 2 | 3 | 0 | 4 | 4 | 2.0 | | | | | | |
| Orlosky, Tyler | 10 | 1 | -2 | 0 | -2 | -0.2 | 47 | 1 | -2 | 0 | -2 | 0.0 | | | | | | |
| TEAM | 5 | 7 | -13 | 0 | -13 | -2.6 | | | | | | | | | | | | |
| Total | 10 | 756 | 2291 | 2757 | 5048 | 504.8 | | | | | | | | | | | | |
| Opponents | 10 | 777 | 1720 | 2453 | 4173 | 417.3 | | | | | | | | | | | | |

The Automated ScoreBook
West Virginia Team Game-by-Game (as of Nov 20, 2016)
All games

TEAM STATISTICS

| Date | Opponent | Rushing | | | | Receiving | | | | Passing | | | | Kick Returns | | | | Punt Returns | | | | tot off | | |
|---------------|-------------------|---------|------|----|----|-----------|------|----|----|---------|-----|-----|------|--------------|----|-----|-----|--------------|----|-----|-----|------------|----|------|
| | | no. | yds | td | lg | no. | yds | td | lg | cmp | att | int | yds | td | lg | no. | yds | td | lg | no. | yds | | td | lg |
| Sep 3 | MISSOURI | 48 | 241 | 2 | 29 | 23 | 253 | 0 | 29 | 23 | 37 | 2 | 253 | 0 | 29 | 2 | 64 | 0 | 34 | 4 | 7 | 0 | 8 | 494 |
| Sep 10 | YOUNGSTOWN STATE | 46 | 235 | 0 | 22 | 20 | 389 | 5 | 57 | 20 | 33 | 1 | 389 | 5 | 57 | 2 | 38 | 0 | 21 | 2 | 17 | 0 | 18 | 624 |
| Sep 24 | vs BYU | 35 | 149 | 3 | 21 | 31 | 332 | 1 | 51 | 31 | 40 | 1 | 332 | 1 | 51 | 6 | 119 | 0 | 36 | 0 | 0 | 0 | 0 | 481 |
| Oct. 1 | KANSAS STATE | 35 | 124 | 1 | 21 | 24 | 298 | 1 | 52 | 24 | 41 | 1 | 298 | 1 | 52 | 3 | 56 | 0 | 19 | 3 | -4 | 0 | 4 | 422 |
| Oct 15 | at Texas Tech | 46 | 332 | 5 | 38 | 21 | 318 | 1 | 53 | 21 | 31 | 0 | 318 | 1 | 53 | 1 | 25 | 0 | 25 | 2 | 4 | 0 | 3 | 650 |
| Oct 22 | TCU | 48 | 158 | 0 | 26 | 16 | 231 | 4 | 36 | 16 | 23 | 0 | 231 | 4 | 36 | 2 | 53 | 0 | 31 | 2 | 9 | 0 | 9 | 389 |
| Oct 29 | at Oklahoma State | 41 | 209 | 1 | 20 | 24 | 212 | 1 | 20 | 24 | 39 | 2 | 212 | 1 | 20 | 1 | 27 | 0 | 27 | 2 | 1 | 0 | 2 | 421 |
| Nov 5 | KANSAS | 47 | 341 | 3 | 44 | 17 | 264 | 3 | 40 | 17 | 28 | 0 | 264 | 3 | 40 | 2 | 81 | 0 | 51 | 2 | 2 | 0 | 8 | 605 |
| Nov 12 | at Texas | 38 | 114 | 2 | 13 | 21 | 269 | 1 | 36 | 21 | 35 | 3 | 269 | 1 | 36 | 2 | 25 | 0 | 20 | 3 | -3 | 0 | 1 | 383 |
| Nov 19 | OKLAHOMA | 38 | 388 | 2 | 61 | 12 | 191 | 2 | 61 | 12 | 27 | 1 | 191 | 2 | 61 | 5 | 102 | 0 | 26 | 1 | 6 | 0 | 0 | 579 |
| West Virginia | | 422 | 2291 | 19 | 61 | 209 | 2757 | 19 | 61 | 209 | 334 | 11 | 2757 | 19 | 61 | 26 | 590 | 0 | 51 | 21 | 39 | 0 | 18 | 5048 |
| | | 408 | 1720 | 13 | 56 | 209 | 2453 | 15 | 75 | 209 | 369 | 11 | 2453 | 15 | 75 | 38 | 845 | 0 | 58 | 10 | 67 | 0 | 19 | 4173 |

Games: 10 • Avg/rush: 5.4 • Avg/catch: 13.2 • Pass effic: 144.10 • KR avg: 22.7 • PR avg: 1.9 • All purpose avg/game: 578.6 • Total offense avg/gm: 504.8

| Date | Opponent | Tackles | | | | Sacks no-yds | Fumble | | Pass Defense | | | blkd kick | PAT Attempts | | | off | | |
|---------------|-------------------|---------|-----|-------|----------|-----------------|--------|--------|--------------|-----|------|--------------|--------------|------|-----|-----|-----|-----|
| | | ua | a | total | tfl-yds | | ff | fr-yds | int-yds | qbh | brup | | kick | rush | rcv | saf | t/o | pts |
| Sep 3 | MISSOURI | 65 | 10 | 75 | 3.0-13 | 1.0-9 | 1 | 1-0 | 0-0 | 0 | 6 | 0 | 2-2 | 0 | 0 | 0 | 3 | 26 |
| Sep 10 | YOUNGSTOWN STATE | 52 | 10 | 62 | 4.0-8 | 0.0-0 | 0 | 0-0 | 1-13 | 1 | 6 | 0 | 5-5 | 0 | 0 | 0 | 0 | 38 |
| Sep 24 | vs BYU | 38 | 42 | 80 | 2.0-7 | 1.0-6 | 2 | 1-0 | 3-56 | 1 | 4 | 0 | 5-5 | 0 | 0 | 0 | 14 | 35 |
| Oct. 1 | KANSAS STATE | 45 | 16 | 61 | 8.0-37 | 3.0-22 | 0 | 0-0 | 1-0 | 1 | 2 | 0 | 2-2 | 0 | 0 | 0 | 0 | 17 |
| Oct 15 | at Texas Tech | 48 | 12 | 60 | 8.0-60 | 4.0-47 | 1 | 0-0 | 1-0 | 2 | 3 | 0 | 6-6 | 0 | 0 | 0 | 7 | 48 |
| Oct 22 | TCU | 42 | 10 | 52 | 5.0-21 | 3.0-17 | 2 | 2-0 | 1-37 | 0 | 5 | 0 | 4-4 | 0 | 0 | 0 | 7 | 34 |
| Oct 29 | at Oklahoma State | 49 | 14 | 63 | 4.0-9 | 1.0-5 | 0 | 0-0 | 0-0 | 0 | 1 | 0 | 2-2 | 0 | 0 | 0 | 0 | 20 |
| Nov 5 | KANSAS | 53 | 10 | 63 | 1.0-1 | 0.0-0 | 0 | 0-0 | 2-0 | 1 | 1 | 0 | 6-6 | 0 | 0 | 0 | 0 | 48 |
| Nov 12 | at Texas | 65 | 22 | 87 | 5.0-23 | 4.0-22 | 1 | 2-0 | 1-3 | 3 | 6 | 1 | 3-3 | 0 | 0 | 0 | 0 | 24 |
| Nov 19 | OKLAHOMA | 59 | 18 | 77 | 3.0-6 | 0.0-0 | 1 | 0-0 | 1-0 | 0 | 1 | 0 | 4-4 | 0 | 0 | 0 | 7 | 28 |
| West Virginia | | 516 | 164 | 680 | 43.0-185 | 17.0-128 | 8 | 6-0 | 11-109 | 9 | 35 | 1 | 39-39 | 0 | 0 | 0 | 38 | 318 |
| | | 520 | 154 | 674 | 53.0-205 | 17.0-131 | 6 | 9-5 | 11-185 | 12 | 25 | 0 | 24-25 | 0 | 2 | 0 | 68 | 241 |

| Date | Opponent | Punting | | | | | | | | | | Field Goals | | | Kickoffs | | | | |
|---------------|-------------------|---------|------|------|------|------|----|----|-----|-----|--------|-------------|------|-----|----------|------|----|----|--|
| | | no. | yds | avg | long | blkd | tb | fc | 50+ | i20 | md-att | long | blkd | no. | yds | avg | tb | ob | |
| Sep 3 | MISSOURI | 5 | 227 | 45.4 | 53 | 0 | 2 | 1 | 1 | 1 | 4-4 | 33 | 0 | 7 | 435 | 62.1 | 4 | 0 | |
| Sep 10 | YOUNGSTOWN STATE | 4 | 197 | 49.2 | 55 | 0 | 1 | 0 | 2 | 1 | 1-2 | 32 | 0 | 7 | 441 | 63.0 | 3 | 0 | |
| Sep 24 | vs BYU | 3 | 123 | 41.0 | 46 | 0 | 0 | 1 | 0 | 1 | 0-0 | 0 | 0 | 6 | 320 | 53.3 | 0 | 1 | |
| Oct. 1 | KANSAS STATE | 4 | 160 | 40.0 | 46 | 0 | 0 | 1 | 0 | 2 | 1-2 | 37 | 0 | 4 | 210 | 52.5 | 0 | 0 | |
| Oct 15 | at Texas Tech | 1 | 45 | 45.0 | 45 | 0 | 0 | 0 | 0 | 0 | 2-3 | 34 | 0 | 9 | 521 | 57.9 | 5 | 1 | |
| Oct 22 | TCU | 5 | 216 | 43.2 | 47 | 0 | 0 | 1 | 0 | 2 | 2-3 | 38 | 0 | 7 | 422 | 60.3 | 2 | 0 | |
| Oct 29 | at Oklahoma State | 3 | 136 | 45.3 | 49 | 0 | 1 | 1 | 0 | 0 | 2-3 | 36 | 0 | 5 | 313 | 62.6 | 2 | 1 | |
| Nov 5 | KANSAS | 3 | 128 | 42.7 | 47 | 0 | 0 | 3 | 0 | 1 | 2-3 | 39 | 0 | 9 | 537 | 59.7 | 3 | 0 | |
| Nov 12 | at Texas | 5 | 223 | 44.6 | 50 | 0 | 0 | 2 | 2 | 2 | 1-1 | 44 | 0 | 5 | 325 | 65.0 | 2 | 0 | |
| Nov 19 | OKLAHOMA | 5 | 200 | 40.0 | 47 | 0 | 0 | 4 | 0 | 0 | 0-0 | 0 | 0 | 5 | 223 | 44.6 | 0 | 1 | |
| West Virginia | | 38 | 1655 | 43.6 | 55 | 0 | 4 | 14 | 5 | 10 | 15-21 | 44 | 0 | 64 | 3747 | 58.5 | 21 | 4 | |
| | | 52 | 2124 | 40.8 | 59 | 0 | 3 | 4 | 10 | 19 | 13-18 | 42 | 1 | 50 | 3125 | 62.5 | 22 | 2 | |

The Automated ScoreBook
West Virginia Opponent Game-by-Game (as of Nov 20, 2016)
All games

OPPONENT STATISTICS

| Date | Opponent | Rushing | | | | Receiving | | | | Passing | | | | Kick Returns | | | | Punt Returns | | | | tot off | | |
|-----------|-------------------|---------|------|----|----|-----------|------|----|----|---------|-----|-----|------|--------------|----|-----|-----|--------------|----|-----|-----|------------|----|------|
| | | no. | yds | td | lg | no. | yds | td | lg | cmp | att | int | yds | td | lg | no. | yds | td | lg | no. | yds | | td | lg |
| Sep 3 | MISSOURI | 47 | 180 | 0 | 21 | 24 | 282 | 1 | 42 | 24 | 53 | 0 | 282 | 1 | 42 | 3 | 59 | 0 | 23 | 1 | 2 | 0 | 2 | 462 |
| Sep 10 | YOUNGSTOWN STATE | 41 | 185 | 2 | 16 | 15 | 220 | 1 | 74 | 15 | 32 | 1 | 220 | 1 | 74 | 4 | 107 | 0 | 39 | 2 | 21 | 0 | 19 | 405 |
| Sep 24 | vs BYU | 40 | 280 | 2 | 56 | 23 | 241 | 2 | 29 | 23 | 36 | 3 | 241 | 2 | 29 | 5 | 121 | 0 | 50 | 1 | 16 | 0 | 16 | 521 |
| Oct. 1 | KANSAS STATE | 42 | 120 | 1 | 20 | 10 | 166 | 0 | 37 | 10 | 30 | 1 | 166 | 0 | 37 | 3 | 101 | 0 | 58 | 1 | 0 | 0 | 0 | 286 |
| Oct 15 | at Texas Tech | 27 | 34 | 0 | 10 | 32 | 345 | 2 | 44 | 32 | 50 | 1 | 345 | 2 | 44 | 3 | 73 | 0 | 46 | 1 | 19 | 0 | 19 | 379 |
| Oct 22 | TCU | 29 | 152 | 0 | 18 | 18 | 148 | 1 | 27 | 18 | 31 | 1 | 148 | 1 | 27 | 5 | 111 | 0 | 30 | 2 | 2 | 0 | 1 | 300 |
| Oct 29 | at Oklahoma State | 31 | 85 | 1 | 8 | 26 | 273 | 3 | 33 | 26 | 36 | 0 | 273 | 3 | 33 | 2 | 51 | 0 | 30 | 1 | 7 | 0 | 7 | 358 |
| Nov 5 | KANSAS | 37 | 150 | 1 | 24 | 21 | 291 | 2 | 45 | 21 | 36 | 2 | 291 | 2 | 45 | 6 | 102 | 0 | 24 | 0 | 0 | 0 | 0 | 441 |
| Nov 12 | at Texas | 50 | 218 | 1 | 32 | 31 | 318 | 1 | 32 | 31 | 50 | 1 | 318 | 1 | 32 | 3 | 64 | 0 | 24 | 1 | 0 | 0 | 0 | 536 |
| Nov 19 | OKLAHOMA | 64 | 316 | 5 | 21 | 9 | 169 | 2 | 75 | 9 | 15 | 1 | 169 | 2 | 75 | 4 | 56 | 0 | 28 | 0 | 0 | 0 | 0 | 485 |
| Opponents | | 408 | 1720 | 13 | 56 | 209 | 2453 | 15 | 75 | 209 | 369 | 11 | 2453 | 15 | 75 | 38 | 845 | 0 | 58 | 10 | 67 | 0 | 19 | 4173 |
| | | 422 | 2291 | 19 | 61 | 209 | 2757 | 19 | 61 | 209 | 334 | 11 | 2757 | 19 | 61 | 26 | 590 | 0 | 51 | 21 | 39 | 0 | 18 | 5048 |

Games: 10 • Avg/rush: 4.2 • Avg/catch: 11.7 • Pass effic: 119.93 • KR avg: 22.2 • PR avg: 6.7 • All purpose avg/game: 527.0 • Total offense avg/gm: 417.3

| Date | Opponent | Tackles | | | | Sacks no-yds | Fumble | | Pass Defense | | | blkd kick | PAT Attempts | | | off | | | |
|-----------|-------------------|---------|-----|-------|----------|-----------------|--------|--------|--------------|-----|------|--------------|--------------|------|-----|-----|-----|-----|----|
| | | ua | a | total | tfl-yds | | ff | fr-yds | int-yds | qbh | brup | | kick | rush | rcv | saf | t/o | pts | |
| Sep 3 | MISSOURI | 69 | 6 | 75 | 6.0-15 | 0.0-0 | 0 | 1-0 | 2-4 | 0 | 1 | 0 | 0-0 | 0 | 1 | 0 | 0 | 0 | 11 |
| Sep 10 | YOUNGSTOWN STATE | 61 | 8 | 69 | 1.0-1 | 0.0-0 | 0 | 0-0 | 1-2 | 3 | 4 | 0 | 3-3 | 0 | 0 | 0 | 0 | 21 | |
| Sep 24 | vs BYU | 44 | 36 | 80 | 4.0-5 | 1.0-1 | 0 | 1-0 | 1-20 | 0 | 2 | 0 | 2-2 | 0 | 0 | 0 | 3 | 32 | |
| Oct. 1 | KANSAS STATE | 54 | 8 | 62 | 5.0-17 | 3.0-14 | 1 | 1-0 | 1-0 | 5 | 3 | 0 | 1-1 | 0 | 0 | 0 | 7 | 16 | |
| Oct 15 | at Texas Tech | 49 | 12 | 61 | 1.0-1 | 0.0-0 | 0 | 0-0 | 0-0 | 1 | 3 | 0 | 2-2 | 0 | 0 | 0 | 0 | 17 | |
| Oct 22 | TCU | 58 | 10 | 68 | 10.0-58 | 5.0-51 | 0 | 0-0 | 0-0 | 1 | 2 | 0 | 1-1 | 0 | 0 | 0 | 0 | 10 | |
| Oct 29 | at Oklahoma State | 46 | 28 | 74 | 5.0-39 | 4.0-38 | 1 | 1-5 | 2-85 | 1 | 4 | 0 | 4-4 | 0 | 0 | 0 | 17 | 37 | |
| Nov 5 | KANSAS | 50 | 14 | 64 | 8.0-28 | 1.0-8 | 2 | 1-0 | 0-0 | 0 | 2 | 0 | 3-3 | 0 | 0 | 0 | 7 | 21 | |
| Nov 12 | at Texas | 49 | 14 | 63 | 9.0-29 | 2.0-11 | 1 | 1-0 | 3-2 | 1 | 2 | 0 | 2-2 | 0 | 0 | 0 | 7 | 20 | |
| Nov 19 | OKLAHOMA | 40 | 18 | 58 | 4.0-12 | 1.0-8 | 1 | 3-0 | 1-80 | 0 | 2 | 0 | 6-7 | 0 | 1 | 0 | 27 | 56 | |
| Opponents | | 520 | 154 | 674 | 53.0-205 | 17.0-131 | 6 | 9-5 | 11-185 | 12 | 25 | 0 | 24-25 | 0 | 2 | 0 | 68 | 241 | |
| | | 516 | 164 | 680 | 43.0-185 | 17.0-128 | 8 | 6-0 | 11-109 | 9 | 35 | 1 | 39-39 | 0 | 0 | 0 | 38 | 318 | |

| Date | Opponent | Punting | | | | | | | | | Field Goals | | | Kickoffs | | | | |
|-----------|-------------------|---------|------|------|------|------|----|----|-----|-----|-------------|------|------|----------|------|------|----|----|
| | | no. | yds | avg | long | blkd | tb | fc | 50+ | i20 | md-att | long | blkd | no. | yds | avg | tb | ob |
| Sep 3 | MISSOURI | 8 | 314 | 39.2 | 50 | 0 | 0 | 0 | 1 | 3 | 1-3 | 24 | 0 | 2 | 122 | 61.0 | 0 | 0 |
| Sep 10 | YOUNGSTOWN STATE | 8 | 356 | 44.5 | 59 | 0 | 3 | 0 | 3 | 3 | 0-0 | 0 | 0 | 4 | 257 | 64.2 | 2 | 0 |
| Sep 24 | vs BYU | 2 | 70 | 35.0 | 42 | 0 | 0 | 0 | 0 | 1 | 2-2 | 25 | 0 | 6 | 376 | 62.7 | 0 | 0 |
| Oct. 1 | KANSAS STATE | 5 | 207 | 41.4 | 50 | 0 | 0 | 1 | 1 | 0 | 3-4 | 37 | 0 | 5 | 289 | 57.8 | 1 | 1 |
| Oct 15 | at Texas Tech | 4 | 146 | 36.5 | 57 | 0 | 0 | 0 | 1 | 2 | 1-1 | 42 | 0 | 4 | 260 | 65.0 | 3 | 0 |
| Oct 22 | TCU | 6 | 239 | 39.8 | 49 | 0 | 0 | 1 | 0 | 2 | 1-1 | 30 | 0 | 3 | 190 | 63.3 | 1 | 0 |
| Oct 29 | at Oklahoma State | 4 | 179 | 44.8 | 59 | 0 | 0 | 0 | 2 | 3 | 3-4 | 32 | 0 | 8 | 520 | 65.0 | 7 | 0 |
| Nov 5 | KANSAS | 6 | 250 | 41.7 | 51 | 0 | 0 | 0 | 1 | 1 | 0-0 | 0 | 0 | 4 | 246 | 61.5 | 1 | 1 |
| Nov 12 | at Texas | 4 | 175 | 43.8 | 51 | 0 | 0 | 0 | 1 | 1 | 2-3 | 27 | 1 | 5 | 299 | 59.8 | 3 | 0 |
| Nov 19 | OKLAHOMA | 5 | 188 | 37.6 | 48 | 0 | 0 | 2 | 0 | 3 | 0-0 | 0 | 0 | 9 | 566 | 62.9 | 4 | 0 |
| Opponents | | 52 | 2124 | 40.8 | 59 | 0 | 3 | 4 | 10 | 19 | 13-18 | 42 | 1 | 50 | 3125 | 62.5 | 22 | 2 |
| | | 38 | 1655 | 43.6 | 55 | 0 | 4 | 14 | 5 | 10 | 15-21 | 44 | 0 | 64 | 3747 | 58.5 | 21 | 4 |

The Automated ScoreBook
West Virginia Red-Zone Results (as of Nov 20, 2016)
All games

West Virginia Inside Opponent Red-Zone

| Date | Opponent | Score | Times In RZ | Times Scored | Total Pts | Rush TDs | Pass TDs | FGs Made | Failed to score inside RZ | | | | | | |
|--------------|-------------------|---------|------------------|-----------------|--------------|-------------|-------------|-------------|---------------------------|------|-----|------|------|------|---|
| | | | | | | | | | FGA | Down | Int | Fumb | Half | Game | |
| Sep 3, 2016 | MISSOURI | W 26-11 | 5 | 5 | 19 | 1 | 1 | 0 | 4 | 0 | 0 | 0 | 0 | 0 | 0 |
| Sep 10, 2016 | YOUNGSTOWN STATE | W 38-21 | 3 | 2 | 10 | 1 | 0 | 1 | 1 | 1 | 0 | 0 | 0 | 0 | 0 |
| Sep 24, 2016 | vs BYU | W 35-32 | 5 | 4 | 28 | 4 | 3 | 1 | 0 | 0 | 0 | 0 | 1 | 0 | 0 |
| Oct. 1, 2016 | KANSAS STATE | W 17-16 | 5 | 3 | 17 | 2 | 1 | 1 | 1 | 1 | 0 | 0 | 1 | 0 | 0 |
| Oct 15, 2016 | at Texas Tech | W 48-17 | 8 | 8 | 48 | 6 | 5 | 1 | 2 | 0 | 0 | 0 | 0 | 0 | 0 |
| Oct 22, 2016 | TCU | W 34-10 | 5 | 5 | 27 | 3 | 0 | 3 | 2 | 0 | 0 | 0 | 0 | 0 | 0 |
| Oct 29, 2016 | at Oklahoma State | L 20-37 | 4 | 4 | 20 | 2 | 1 | 1 | 2 | 0 | 0 | 0 | 0 | 0 | 0 |
| Nov 5, 2016 | KANSAS | W 48-21 | 5 | 3 | 17 | 2 | 0 | 2 | 1 | 1 | 1 | 0 | 0 | 0 | 0 |
| Nov 12, 2016 | at Texas | W 24-20 | 3 | 2 | 14 | 2 | 2 | 0 | 0 | 0 | 0 | 0 | 1 | 0 | 0 |
| Nov 19, 2016 | OKLAHOMA | L 28-56 | 6 | 3 | 21 | 3 | 2 | 1 | 0 | 0 | 0 | 0 | 2 | 1 | 0 |
| Totals | | | 49 | 39 | 221 | 26 | 15 | 11 | 13 | 3 | 1 | 0 | 5 | 1 | 0 |
| | | | 39 of 49 (79.6%) | | | | | | | | | | | | |

Opponents Inside West Virginia Red-Zone

| Date | Opponent | Score | Times In RZ | Times Scored | Total Pts | Rush TDs | Pass TDs | FGs Made | Failed to score inside RZ | | | | | | |
|--------------|-------------------|---------|------------------|-----------------|--------------|-------------|-------------|-------------|---------------------------|------|-----|------|------|------|---|
| | | | | | | | | | FGA | Down | Int | Fumb | Half | Game | |
| Sep 3, 2016 | MISSOURI | W 26-11 | 5 | 2 | 11 | 1 | 0 | 1 | 1 | 2 | 1 | 0 | 0 | 0 | 0 |
| Sep 10, 2016 | YOUNGSTOWN STATE | W 38-21 | 2 | 2 | 14 | 2 | 2 | 0 | 0 | 0 | 0 | 0 | 0 | 0 | 0 |
| Sep 24, 2016 | vs BYU | W 35-32 | 5 | 5 | 25 | 3 | 2 | 1 | 2 | 0 | 0 | 0 | 0 | 0 | 0 |
| Oct. 1, 2016 | KANSAS STATE | W 17-16 | 4 | 4 | 16 | 1 | 1 | 0 | 3 | 0 | 0 | 0 | 0 | 0 | 0 |
| Oct 15, 2016 | at Texas Tech | W 48-17 | 3 | 2 | 10 | 1 | 0 | 1 | 1 | 0 | 0 | 1 | 0 | 0 | 0 |
| Oct 22, 2016 | TCU | W 34-10 | 2 | 2 | 10 | 1 | 0 | 1 | 1 | 0 | 0 | 0 | 0 | 0 | 0 |
| Oct 29, 2016 | at Oklahoma State | L 20-37 | 7 | 7 | 37 | 4 | 1 | 3 | 3 | 0 | 0 | 0 | 0 | 0 | 0 |
| Nov 5, 2016 | KANSAS | W 48-21 | 3 | 2 | 14 | 2 | 1 | 1 | 0 | 0 | 0 | 1 | 0 | 0 | 0 |
| Nov 12, 2016 | at Texas | W 24-20 | 6 | 4 | 20 | 2 | 1 | 1 | 2 | 1 | 0 | 0 | 1 | 0 | 0 |
| Nov 19, 2016 | OKLAHOMA | L 28-56 | 6 | 6 | 42 | 6 | 5 | 1 | 0 | 0 | 0 | 0 | 0 | 0 | 0 |
| Totals | | | 43 | 36 | 199 | 23 | 13 | 10 | 13 | 3 | 1 | 2 | 1 | 0 | 0 |
| | | | 36 of 43 (83.7%) | | | | | | | | | | | | |

The Automated ScoreBook
West Virginia By-Quarter Statistics (as of Nov 20, 2016)
All games

3rd-Down Conversions

| Date | Opponent | Score | Overall | 1st Qtr | 2nd Qtr | 3rd Qtr | 4th Qtr | Overtime |
|---------------|-------------------|---------|-------------|------------|------------|------------|------------|----------|
| Sep 3, 2016 | MISSOURI | W 26-11 | 6-16 37.5 | 2-4 50.0 | 1-5 20.0 | 3-5 60.0 | 0-2 0.0 | |
| Sep 10, 2016 | YOUNGSTOWN STATE | W 38-21 | 10-15 66.7 | 2-3 66.7 | 3-5 60.0 | 5-6 83.3 | 0-1 0.0 | |
| Sep 24, 2016 | vs BYU | W 35-32 | 6-12 50.0 | 2-3 66.7 | 1-2 50.0 | 1-2 50.0 | 2-5 40.0 | |
| Oct. 1, 2016 | KANSAS STATE | W 17-16 | 4-14 28.6 | 1-3 33.3 | 0-3 0.0 | 1-4 25.0 | 2-4 50.0 | |
| Oct 15, 2016 | at Texas Tech | W 48-17 | 7-13 53.8 | 2-5 40.0 | 3-4 75.0 | 1-2 50.0 | 1-2 50.0 | |
| Oct 22, 2016 | TCU | W 34-10 | 8-15 53.3 | 1-3 33.3 | 1-2 50.0 | 5-7 71.4 | 1-3 33.3 | |
| Oct 29, 2016 | at Oklahoma State | L 20-37 | 8-16 50.0 | 1-3 33.3 | 3-5 60.0 | 3-5 60.0 | 1-3 33.3 | |
| Nov 5, 2016 | KANSAS | W 48-21 | 5-13 38.5 | 1-4 25.0 | 2-3 66.7 | 2-2 100.0 | 0-4 0.0 | |
| Nov 12, 2016 | at Texas | W 24-20 | 8-15 53.3 | 3-4 75.0 | 1-3 33.3 | 3-4 75.0 | 1-4 25.0 | |
| Nov 19, 2016 | OKLAHOMA | L 28-56 | 5-13 38.5 | 0-3 0.0 | 1-2 50.0 | 2-5 40.0 | 2-3 66.7 | |
| West Virginia | | | 67-142 47.2 | 15-35 42.9 | 16-34 47.1 | 26-42 61.9 | 10-31 32.3 | 0-0 0.0 |
| Opponents | | | 72-166 43.4 | 16-40 40.0 | 20-45 44.4 | 16-38 42.1 | 20-43 46.5 | 0-0 0.0 |

4th-Down Conversions

| Date | Opponent | Score | Overall | 1st Qtr | 2nd Qtr | 3rd Qtr | 4th Qtr | Overtime |
|---------------|-------------------|---------|-----------|-----------|----------|-----------|-----------|----------|
| Sep 3, 2016 | MISSOURI | W 26-11 | 0-0 0.0 | 0-0 0.0 | 0-0 0.0 | 0-0 0.0 | 0-0 0.0 | |
| Sep 10, 2016 | YOUNGSTOWN STATE | W 38-21 | 0-0 0.0 | 0-0 0.0 | 0-0 0.0 | 0-0 0.0 | 0-0 0.0 | |
| Sep 24, 2016 | vs BYU | W 35-32 | 1-2 50.0 | 1-1 100.0 | 0-0 0.0 | 0-1 0.0 | 0-0 0.0 | |
| Oct. 1, 2016 | KANSAS STATE | W 17-16 | 2-3 66.7 | 0-1 0.0 | 0-0 0.0 | 2-2 100.0 | 0-0 0.0 | |
| Oct 15, 2016 | at Texas Tech | W 48-17 | 1-1 100.0 | 0-0 0.0 | 0-0 0.0 | 0-0 0.0 | 1-1 100.0 | |
| Oct 22, 2016 | TCU | W 34-10 | 0-0 0.0 | 0-0 0.0 | 0-0 0.0 | 0-0 0.0 | 0-0 0.0 | |
| Oct 29, 2016 | at Oklahoma State | L 20-37 | 0-0 0.0 | 0-0 0.0 | 0-0 0.0 | 0-0 0.0 | 0-0 0.0 | |
| Nov 5, 2016 | KANSAS | W 48-21 | 0-1 0.0 | 0-0 0.0 | 0-1 0.0 | 0-0 0.0 | 0-0 0.0 | |
| Nov 12, 2016 | at Texas | W 24-20 | 0-0 0.0 | 0-0 0.0 | 0-0 0.0 | 0-0 0.0 | 0-0 0.0 | |
| Nov 19, 2016 | OKLAHOMA | L 28-56 | 0-2 0.0 | 0-0 0.0 | 0-0 0.0 | 0-1 0.0 | 0-1 0.0 | |
| West Virginia | | | 4-9 44.4 | 1-2 50.0 | 0-1 0.0 | 2-4 50.0 | 1-2 50.0 | 0-0 0.0 |
| Opponents | | | 6-15 40.0 | 0-0 0.0 | 2-4 50.0 | 0-1 0.0 | 4-10 40.0 | 0-0 0.0 |

Time of Possession

| Date | Opponent | Score | Overall | 1st Qtr | 2nd Qtr | 3rd Qtr | 4th Qtr | Overtime |
|---------------|-------------------|---------|---------|---------|---------|---------|---------|----------|
| Sep 3, 2016 | MISSOURI | W 26-11 | 34:13 | 10:17 | 7:46 | 10:19 | 5:51 | |
| Sep 10, 2016 | YOUNGSTOWN STATE | W 38-21 | 28:11 | 5:28 | 7:54 | 7:56 | 6:53 | |
| Sep 24, 2016 | vs BYU | W 35-32 | 29:16 | 7:26 | 6:06 | 6:37 | 9:07 | |
| Oct. 1, 2016 | KANSAS STATE | W 17-16 | 26:18 | 7:22 | 4:59 | 7:32 | 6:25 | |
| Oct 15, 2016 | at Texas Tech | W 48-17 | 29:38 | 7:57 | 7:25 | 6:49 | 7:27 | |
| Oct 22, 2016 | TCU | W 34-10 | 33:40 | 4:12 | 7:31 | 13:46 | 8:11 | |
| Oct 29, 2016 | at Oklahoma State | L 20-37 | 30:09 | 7:43 | 8:09 | 7:16 | 7:01 | |
| Nov 5, 2016 | KANSAS | W 48-21 | 30:33 | 6:21 | 8:48 | 7:15 | 8:09 | |
| Nov 12, 2016 | at Texas | W 24-20 | 26:18 | 9:01 | 3:58 | 7:32 | 5:47 | |
| Nov 19, 2016 | OKLAHOMA | L 28-56 | 20:06 | 4:02 | 4:03 | 7:30 | 4:31 | |
| West Virginia | | | Total | 69:49 | 66:39 | 82:32 | 69:22 | 0:00 |
| | | | Avg. | 28:50 | 6:58 | 8:15 | 6:56 | 0:00 |
| Opponents | | | Total | 80:11 | 83:21 | 67:28 | 80:38 | 0:00 |
| | | | Avg. | 31:09 | 8:01 | 6:44 | 8:03 | 0:00 |

The Automated ScoreBook
West Virginia Games Played (as of Nov 20, 2016)
All games

| ## | PLAYER | GP-GS | MU | YSU | BYU | KS | TTU | TCU | OSU | KU | UT | OU |
|----|-----------------|-------|-------|-------|-------|-------|-------|-------|-------|-------|-------|-------|
| 23 | Adams, Jordan | 3/- | XXX | ... | ... | XXX | ... | ... | ... | XXX | ... | ... |
| 30 | Arndt, Justin | 10/10 | START | START | START | START | START | START | START | START | START | START |
| 1B | Avery, Toyous | 8/- | XXX | XXX | ... | ... | XXX | XXX | XXX | XXX | XXX | XXX |
| 19 | Battle, Elijah | 8/3 | XXX | ... | ... | XXX | START | START | START | XXX | XXX | XXX |
| 3D | Benton, A | 10/10 | START | START | START | START | START | START | START | START | START | START |
| 62 | Bosch, Kyle | 10/10 | START | START | START | START | START | START | START | START | START | START |
| 95 | Brown, C | 10/10 | START | START | START | START | START | START | START | START | START | START |
| 55 | Cajuste, Yodny | 1/1 | START | ... | ... | ... | ... | ... | ... | ... | ... | ... |
| 44 | Christian, H | 7/- | XXX | XXX | XXX | ... | XXX | ... | ... | XXX | XXX | XXX |
| 11 | Chugunov, Chris | 2/- | XXX | ... | ... | ... | ... | ... | ... | XXX | ... | ... |
| 38 | Commodore, S | 10/- | XXX | XXX | XXX | XXX | XXX | XXX | XXX | XXX | XXX | XXX |
| 1D | Crawford, A. | 7/3 | START | START | START | ... | XXX | XXX | XXX | ... | XXX | ... |
| 25 | Crawford, J | 10/2 | START | XXX | XXX | XXX | XXX | XXX | XXX | START | XXX | XXX |
| 16 | Crest, William | 7/- | XXX | XXX | ... | ... | XXX | XXX | ... | XXX | XXX | XXX |
| 40 | Daniels, Mike | 4/- | XXX | ... | ... | ... | ... | XXX | XXX | XXX | ... | ... |
| 46 | Donahue, Reese | 9/- | XXX | XXX | XXX | ... | XXX | XXX | XXX | XXX | XXX | XXX |
| 13 | Douglas, Rasul | 10/9 | XXX | START | START | START | START | START | START | START | START | START |
| 89 | Dowdy, Rob | 8/- | XXX | XXX | XXX | XXX | XXX | XXX | XXX | XXX | ... | ... |
| 5 | Durante, Jovon | 10/6 | XXX | START | START | START | START | XXX | START | XXX | START | XXX |
| 47 | Ferns, Michael | 10/- | XXX | XXX | XXX | XXX | XXX | XXX | XXX | XXX | XXX | XXX |
| 24 | Fleming, M | 10/5 | START | XXX | XXX | START | XXX | XXX | XXX | START | START | START |
| 1 | Gibson, Shelton | 10/10 | START | START | START | START | START | START | START | START | START | START |
| 18 | Gross, Marvin | 10/- | XXX | XXX | XXX | XXX | XXX | XXX | XXX | XXX | XXX | XXX |
| 22 | Harper, Jarrod | 10/10 | START | START | START | START | START | START | START | START | START | START |
| 45 | Hensley, Adam | 4/- | XXX | ... | ... | ... | XXX | ... | ... | ... | XXX | XXX |
| 49 | Howard, Darrien | 10/10 | START | START | START | START | START | START | START | START | START | START |
| 3 | Howard, Skyler | 10/10 | START | START | START | START | START | START | START | START | START | START |
| 12 | Jennings, Gary | 10/- | XXX | XXX | XXX | XXX | XXX | XXX | XXX | XXX | XXX | XXX |
| 15 | Kinney, Billy | 10/- | XXX | XXX | XXX | XXX | XXX | XXX | XXX | XXX | XXX | XXX |
| 14 | Kyeremeh, Nana | 10/- | XXX | XXX | XXX | XXX | XXX | XXX | XXX | XXX | XXX | XXX |
| 86 | Lambert, Josh | 1/- | ... | ... | ... | XXX | ... | ... | ... | ... | ... | ... |
| 77 | Lazard, Marcell | 9/5 | START | START | START | START | XXX | XXX | ... | XXX | XXX | START |
| 92 | Lewis, Jon | 10/- | XXX | XXX | XXX | XXX | XXX | XXX | XXX | XXX | XXX | XXX |
| 26 | Lindsay, D | 4/- | ... | ... | ... | ... | ... | ... | XXX | XXX | XXX | XXX |
| 56 | Lingafelter, G | 7/- | XXX | XXX | ... | ... | XXX | XXX | XXX | XXX | XXX | ... |
| 1E | Long, David | 10/7 | XXX | XXX | XXX | START | START | START | START | START | START | START |
| 82 | Mathis, Devonte | 10/- | XXX | XXX | XXX | XXX | XXX | XXX | XXX | XXX | XXX | XXX |
| 70 | Matteo, Tony | 10/9 | START | START | START | START | START | START | START | START | START | XXX |
| 53 | McKivitz, C | 10/7 | XXX | START | XXX | XXX | START | START | START | START | START | START |
| 4 | McKoy, Kennedy | 10/2 | XXX | XXX | XXX | XXX | XXX | XXX | XXX | XXX | START | START |
| 52 | Meadows, Nick | 10/- | XXX | XXX | XXX | XXX | XXX | XXX | XXX | XXX | XXX | XXX |
| 48 | Molina, Mike | 10/- | XXX | XXX | XXX | XXX | XXX | XXX | XXX | XXX | XXX | XXX |
| 97 | Nwachukwu, N | 9/9 | START | START | START | START | START | START | START | START | ... | START |
| 65 | Orlosky, Tyler | 10/10 | START | START | START | START | START | START | START | START | START | START |
| 57 | Pankey, Adam | 9/8 | ... | XXX | START | START | START | START | START | START | START | START |
| 5D | Preston, Xavier | 9/- | ... | XXX | XXX | XXX | XXX | XXX | XXX | XXX | XXX | XXX |
| 85 | Rogers, Ricky | 2/- | ... | XXX | ... | ... | ... | ... | ... | XXX | ... | ... |

The Automated ScoreBook
West Virginia Game Superlatives (as of Nov 20, 2016)
All games

INDIVIDUAL GAME HIGHS

| | | |
|---------------------|------|--|
| Rushes | 25 | McKoy, Kennedy at Texas (Nov 12, 2016) |
| Yards Rushing | 331 | Crawford, Justin vs Oklahoma (Nov 19, 2016) |
| TD Rushes | 2 | Shell III, Rushel vs BYU (Sep 24, 2016) |
| | 2 | Shell III, Rushel at Texas Tech (Oct 15, 2016) |
| | 2 | Howard, Skyler at Texas Tech (Oct 15, 2016) |
| | 2 | Howard, Skyler vs Kansas (Nov 5, 2016) |
| | 2 | McKoy, Kennedy at Texas (Nov 12, 2016) |
| | 2 | Howard, Skyler vs Oklahoma (Nov 19, 2016) |
| Long Rush | 61 | Crawford, Justin vs Oklahoma (Nov 19, 2016) |
| Pass attempts | 41 | Howard, Skyler vs Kansas State (Oct. 1, 2016) |
| Pass completions | 31 | Howard, Skyler vs BYU (Sep 24, 2016) |
| Yards Passing | 389 | Howard, Skyler vs Youngstown State (Sep 10, 2016) |
| TD Passes | 5 | Howard, Skyler vs Youngstown State (Sep 10, 2016) |
| Long Pass | 61 | Howard, Skyler vs Oklahoma (Nov 19, 2016) |
| Receptions | 8 | Shorts Jr., Daikiel vs Missouri (Sep 3, 2016) |
| | 8 | Shorts Jr., Daikiel at Oklahoma State (Oct 29, 2016) |
| Yards Receiving | 171 | Gibson, Shelton vs Youngstown State (Sep 10, 2016) |
| TD Receptions | 2 | Gibson, Shelton vs Youngstown State (Sep 10, 2016) |
| | 2 | Gibson, Shelton vs Kansas (Nov 5, 2016) |
| Long Reception | 61 | Gibson, Shelton vs Oklahoma (Nov 19, 2016) |
| Field Goals | 4 | Molina, Mike vs Missouri (Sep 3, 2016) |
| Long Field Goal | 44 | Molina, Mike at Texas (Nov 12, 2016) |
| Punts | 5 | Kinney, Billy vs Missouri (Sep 3, 2016) |
| | 5 | Kinney, Billy vs TCU (Oct 22, 2016) |
| | 5 | Kinney, Billy at Texas (Nov 12, 2016) |
| | 5 | Kinney, Billy vs Oklahoma (Nov 19, 2016) |
| Punting Avg | 49.2 | Kinney, Billy vs Youngstown State (Sep 10, 2016) |
| Long Punt | 55 | Kinney, Billy vs Youngstown State (Sep 10, 2016) |
| Punts inside 20 | 2 | Kinney, Billy vs Kansas State (Oct. 1, 2016) |
| | 2 | Kinney, Billy vs TCU (Oct 22, 2016) |
| | 2 | Kinney, Billy at Texas (Nov 12, 2016) |
| Long Punt Return | 18 | Jennings, Gary vs Youngstown State (Sep 10, 2016) |
| Long Kickoff Return | 51 | Gibson, Shelton vs Kansas (Nov 5, 2016) |
| Tackles | 14 | Benton, Al-Rasheed vs Oklahoma (Nov 19, 2016) |
| Sacks | 2.0 | White, Kyzir at Texas (Nov 12, 2016) |
| Tackles For Loss | 2.0 | Arndt, Justin vs Missouri (Sep 3, 2016) |
| | 2.0 | Howard, Darrien at Texas Tech (Oct 15, 2016) |
| | 2.0 | Nwachukwu, Noble vs TCU (Oct 22, 2016) |
| | 2.0 | White, Kyzir at Texas (Nov 12, 2016) |
| Interceptions | 2 | Douglas, Rasul vs Kansas (Nov 5, 2016) |

The Automated ScoreBook
West Virginia Game Superlatives (as of Nov 20, 2016)
All games

TEAM GAME HIGHS

| | | |
|------------------|------|------------------------------------|
| Rushes | 48 | vs Missouri (Sep 3, 2016) |
| | 48 | vs TCU (Oct 22, 2016) |
| Yards Rushing | 388 | vs Oklahoma (Nov 19, 2016) |
| Yards Per Rush | 10.2 | vs Oklahoma (Nov 19, 2016) |
| TD Rushes | 5 | at Texas Tech (Oct 15, 2016) |
| Pass attempts | 41 | vs Kansas State (Oct. 1, 2016) |
| Pass completions | 31 | vs BYU (Sep 24, 2016) |
| Yards Passing | 389 | vs Youngstown State (Sep 10, 2016) |
| Yards Per Pass | 11.8 | vs Youngstown State (Sep 10, 2016) |
| TD Passes | 5 | vs Youngstown State (Sep 10, 2016) |
| Total Plays | 85 | vs Missouri (Sep 3, 2016) |
| Total Offense | 650 | at Texas Tech (Oct 15, 2016) |
| Yards Per Play | 8.9 | vs Oklahoma (Nov 19, 2016) |
| Points | 48 | at Texas Tech (Oct 15, 2016) |
| | 48 | vs Kansas (Nov 5, 2016) |
| Sacks By | 4 | at Texas Tech (Oct 15, 2016) |
| | 4 | at Texas (Nov 12, 2016) |
| First Downs | 30 | vs Youngstown State (Sep 10, 2016) |
| Penalties | 9 | at Texas Tech (Oct 15, 2016) |
| Penalty Yards | 95 | at Texas Tech (Oct 15, 2016) |
| Turnovers | 4 | at Texas (Nov 12, 2016) |
| | 4 | vs Oklahoma (Nov 19, 2016) |
| Interceptions By | 3 | vs BYU (Sep 24, 2016) |
| Punts | 5 | vs Missouri (Sep 3, 2016) |
| | 5 | vs TCU (Oct 22, 2016) |
| | 5 | at Texas (Nov 12, 2016) |
| | 5 | vs Oklahoma (Nov 19, 2016) |
| Punting Avg | 49.2 | vs Youngstown State (Sep 10, 2016) |
| Long Punt | 55 | vs Youngstown State (Sep 10, 2016) |
| Punts inside 20 | 2 | vs Kansas State (Oct. 1, 2016) |
| | 2 | vs TCU (Oct 22, 2016) |
| | 2 | at Texas (Nov 12, 2016) |
| Long Punt Return | 18 | vs Youngstown State (Sep 10, 2016) |

The Automated ScoreBook
West Virginia Game Superlatives (as of Nov 20, 2016)
All games

OPPONENT INDIVIDUAL GAME HIGHS

| | | |
|---------------------|------|--|
| Rushes | 35 | Foreman, D'Onta, at Texas (Nov 12, 2016) |
| Yards Rushing | 169 | WILLIAMS, Jamaa, vs BYU (Sep 24, 2016) |
| TD Rushes | 2 | WILLIAMS, Jamaa, vs BYU (Sep 24, 2016) |
| | 2 | Mayfield, Baker, vs Oklahoma (Nov 19, 2016) |
| | 2 | Perine, Samaje, vs Oklahoma (Nov 19, 2016) |
| Long Rush | 56 | WILLIAMS, Jamaa, vs BYU (Sep 24, 2016) |
| Pass attempts | 51 | Lock, Drew, vs Missouri (Sep 3, 2016) |
| Pass completions | 31 | Buechele, Shane, at Texas (Nov 12, 2016) |
| Yards Passing | 318 | Buechele, Shane, at Texas (Nov 12, 2016) |
| TD Passes | 3 | Rudolph, Mason, at Oklahoma State (Oct 29, 2016) |
| Long Pass | 75 | Mayfield, Baker, vs Oklahoma (Nov 19, 2016) |
| Receptions | 11 | McCleskey, Jalen, at Oklahoma State (Oct 29, 2016) |
| Yards Receiving | 136 | Giles, Jonathan, at Texas Tech (Oct 15, 2016) |
| TD Receptions | 2 | Giles, Jonathan, at Texas Tech (Oct 15, 2016) |
| | 2 | Lacy, Chris, at Oklahoma State (Oct 29, 2016) |
| Long Reception | 75 | Westbrook, Dede, vs Oklahoma (Nov 19, 2016) |
| Field Goals | 3 | McCrane, M., vs Kansas State (Oct. 1, 2016) |
| | 3 | Grogan, Ben, at Oklahoma State (Oct 29, 2016) |
| Long Field Goal | 42 | Hatfield, C., at Texas Tech (Oct 15, 2016) |
| Punts | 8 | Fatony, Corey, vs Missouri (Sep 3, 2016) |
| | 8 | Schuler, Mark, vs Youngstown State (Sep 10, 2016) |
| Punting Avg | 44.8 | Sinor, Zach, at Oklahoma State (Oct 29, 2016) |
| Long Punt | 59 | Schuler, Mark, vs Youngstown State (Sep 10, 2016) |
| | 59 | Sinor, Zach, at Oklahoma State (Oct 29, 2016) |
| Punts inside 20 | 3 | Fatony, Corey, vs Missouri (Sep 3, 2016) |
| | 3 | Schuler, Mark, vs Youngstown State (Sep 10, 2016) |
| | 3 | Sinor, Zach, at Oklahoma State (Oct 29, 2016) |
| | 3 | Seibert, Austin, vs Oklahoma (Nov 19, 2016) |
| Long Punt Return | 19 | Townsend, Darien, vs Youngstown State (Sep 10, 2016) |
| | 19 | Batson, Cameron, at Texas Tech (Oct 15, 2016) |
| Long Kickoff Return | 58 | Pringle, Byron, vs Kansas State (Oct. 1, 2016) |
| Tackles | 14 | WARNER, Fred, vs BYU (Sep 24, 2016) |
| | 14 | Lee, Elijah, vs Kansas State (Oct. 1, 2016) |
| Sacks | 2.5 | Taylor, Vincent, at Oklahoma State (Oct 29, 2016) |
| Tackles For Loss | 3.0 | Taylor, Vincent, at Oklahoma State (Oct 29, 2016) |
| | 3.0 | Roach, Malcolm, at Texas (Nov 12, 2016) |
| Interceptions | 2 | Haines, Dylan, at Texas (Nov 12, 2016) |

The Automated ScoreBook
West Virginia Game Superlatives (as of Nov 20, 2016)
All games

OPPONENT TEAM GAME HIGHS

| | | |
|------------------|------|------------------------------------|
| Rushes | 64 | vs Oklahoma (Nov 19, 2016) |
| Yards Rushing | 316 | vs Oklahoma (Nov 19, 2016) |
| Yards Per Rush | 7.0 | vs BYU (Sep 24, 2016) |
| TD Rushes | 5 | vs Oklahoma (Nov 19, 2016) |
| Pass attempts | 53 | vs Missouri (Sep 3, 2016) |
| Pass completions | 32 | at Texas Tech (Oct 15, 2016) |
| Yards Passing | 345 | at Texas Tech (Oct 15, 2016) |
| Yards Per Pass | 11.3 | vs Oklahoma (Nov 19, 2016) |
| TD Passes | 3 | at Oklahoma State (Oct 29, 2016) |
| Total Plays | 100 | vs Missouri (Sep 3, 2016) |
| | 100 | at Texas (Nov 12, 2016) |
| Total Offense | 536 | at Texas (Nov 12, 2016) |
| Yards Per Play | 6.9 | vs BYU (Sep 24, 2016) |
| Points | 56 | vs Oklahoma (Nov 19, 2016) |
| Sacks By | 5 | vs TCU (Oct 22, 2016) |
| First Downs | 32 | at Texas (Nov 12, 2016) |
| Penalties | 10 | at Texas Tech (Oct 15, 2016) |
| | 10 | vs TCU (Oct 22, 2016) |
| Penalty Yards | 104 | vs Kansas (Nov 5, 2016) |
| Turnovers | 4 | vs BYU (Sep 24, 2016) |
| Interceptions By | 3 | at Texas (Nov 12, 2016) |
| Punts | 8 | vs Missouri (Sep 3, 2016) |
| | 8 | vs Youngstown State (Sep 10, 2016) |
| Punting Avg | 44.8 | at Oklahoma State (Oct 29, 2016) |
| Long Punt | 59 | vs Youngstown State (Sep 10, 2016) |
| | 59 | at Oklahoma State (Oct 29, 2016) |
| Punts inside 20 | 3 | vs Missouri (Sep 3, 2016) |
| | 3 | vs Youngstown State (Sep 10, 2016) |
| | 3 | at Oklahoma State (Oct 29, 2016) |
| | 3 | vs Oklahoma (Nov 19, 2016) |
| Long Punt Return | 19 | vs Youngstown State (Sep 10, 2016) |
| | 19 | at Texas Tech (Oct 15, 2016) |