



FOOTBALL

WVU ATHLETIC COMMUNICATIONS
PO Box 877 | Morgantown, WV 26507-0877
304.293.2821

WVUSPORTS.com

2015 SCHEDULE/RESULTS

	GEORGIA SOUTHERN September 5 W/44-0	
	LIBERTY September 12 W/41-17	
	MARYLAND September 26 W/45-6	
	AT OKLAHOMA * October 3 L/24-44	
	OKLAHOMA STATE *⊙ October 10 L/26-33 (OT)	
	AT BAYLOR * October 17 Noon	
	AT TCU * October 29 7:30 p.m.	
	TEXAS TECH * ▲ November 7	
	TEXAS * November 14	
	AT KANSAS * November 21	
	IOWA STATE * November 28	
	AT KANSAS STATE * December 5	

* BIG 12 CONFERENCE GAME
⊙ HOMECOMING
▲ MOUNTAINEER WEEK

GAME 6 // WEST VIRGINIA AT NO. 2/2 BAYLOR

SAT., OCT. 17, 2015 | 12 P.M.(ET) | MCLANE STADIUM (45,000) | WACO, TEXAS



THE SERIES WITH BAYLOR

All-Time Series	WVU leads 2-1
In Morgantown	WVU leads 2-0
In Waco	BU leads 1-0
at Neutral Site	0-0
Holgorsen vs. BU	2-1
Holgorsen vs. Briles	2-1
Briles vs. West Virginia	1-2
Briles vs. Holgorsen	1-2



WEST VIRGINIA

2015 Record	3-2, 0-2 Big 12
Head Coach	Dana Holgorsen
Alma Mater/Year	Iowa Wesleyan ('93)
Record at WVU	31-25 (5th)
Overall Record	31-25 (5th)

BAYLOR

2015 Record	5-0, 2-0 Big 12
Head Coach	Art Briles
Alma Mater/Year	Texas Tech ('79)
Record at BU	60-34 (8th)
Overall Record	94-62 (13th)



Kyle ROSE

Shelton GIBSON

NOTES TO REMEMBER

- ▶ WVU is No. 14 all-time in college football winning percentage
- ▶ Since 2000, WVU is 96-12 when scoring 30 or more points in a contest/50-4 when scoring 40 or more points in a game
- ▶ There are 41 juniors and seniors on the 2015 WVU depth chart
- ▶ In the Dana Holgorsen era, WVU has produced 52 games with 300 or more yards of total offense, 39 games with 400 or more yards of total offense, 21 games with more than 500 yards and nine with more than 600 yards
- ▶ In the Holgorsen era, WVU has scored 30 or more points in 37 games, 40 or more points in 21 games, 50 or more points in seven games and 60 or more points three times
- ▶ WVU is 72-10 since 2002 when winning the turnover battle
- ▶ WVU is 215-109-2 all-time in day games since 1980/59-27 in day games in the 2000 decade and 32-16 in day games in this decade/25-15 in day games under Dana Holgorsen/11-10 in road day games under Holgorsen
- ▶ Since 1980, WVU is 220-96-4 in games played on artificial turf surfaces/31-24 in this decade

- ▶ WVU is ranked No. 1 nationally in passes intercepted (13), No. 5 in turnovers gained (16) and No. 13 in turnover margin (1.00)
- ▶ The Mountaineer defense is ranked No. 4 nationally in fourth down, No. 9 in first down, No. 13 in pass efficiency, No. 14 in third down, No. 23 in red zone, No. 27 in tackles for loss (7.2), No. 34 in scoring, No. 40 in total and No. 46 in rushing
- ▶ WVU's offense is ranked nationally in fourth down percentage (16), total offense (18), rushing offense (19), first down offense (28), passing offense (30), passing efficiency (35), passing yards per completion (38) and completion percentage (49)
- ▶ Skyler Howard is ranked No. 29 nationally in passing efficiency, No. 26 in passing yards per completion, No. 19 in points responsible for, No. 24 in total offense and No. 28 in passing yards per game
- ▶ Wendell Smallwood is No. 17 in rushing yards per game, No. 18 in rushing yards per carry, No. 31 in all-purpose yards and No. 44 in rushing touchdowns
- ▶ Terrell Chestnut is No. 13 in passes defended and Jared Barber is No. 26 in tackles for loss



Game Coverage

TV FOX
 Gus Johnson (PBP), Joel Klatt (analysis)
 Molly McGrath (sideline)
 National Radio ESPN Radio
 Bill Rosinski (PBP), David Norrie (analysis)
 Joe Schad (sideline)
 Radio Tony Caridi (PBP), Dwight Wallace (analysis),
 Jed Drenning (sideline),
 Jeff Culhane (pre and postgame host)
 Satellite Radio Broadcast Sirius Ch 81, XM Ch 81
 Live Statistics WVU.Statbroadcast.com
 Twitter Updates @WVUFootball, @WVUsports

National Rankings

ASSOCIATED PRESS POLL //(OCT. 11)

School	Record	Points	Prev. Rank
1. Ohio State (27)	6-0	1,411	1
2. Baylor (13)	5-0	1,390	3
3. TCU (3)	6-0	1,354	2
4. Utah (16)	5-0	1,350	5
5. Clemson (1)	5-0	1,260	6
6. LSU	5-0	1,231	7
7. Michigan State	5-0	1,291	4
8. Florida	6-0	1,075	11
9. Texas A&M (1)	5-0	1,046	9
10. Alabama	5-1	1,034	8
11. Florida State	5-0	937	12
12. Michigan	5-1	894	18
13. Ole Miss	5-1	803	14
14. Notre Dame	5-1	766	15
15. Stanford	4-1	662	16
16. Oklahoma State	6-0	614	21
17. Iowa	6-0	520	22
18. UCLA	4-1	487	20
19. Oklahoma	4-1	342	10
20. Northwestern	5-1	317	13
21. Boise State	5-1	260	25
22. Toledo	5-0	237	24
23. California	5-1	204	23
24. Houston	5-0	121	NR
25. Duke	5-1	114	NF

ARV: Temple 96, Memphis 59, Arizona St. 27, Mississippi St. 19, Georgia 16, Texas Tech 10, BYU 8, Southern Cal 5, W. Kentucky 5, Kentucky 4, Penn St. 4, Navy 3, North Carolina

USA TODAY COACHES POLL //(OCT. 11)

School	Record	Prev. Points	Rank
1. Ohio State (47)	6-0	1,547	1
2. Baylor (8)	5-0	1,463	4
3. TCU (5)	6-0	1,441	2
4. Michigan State (1)	6-0	1,358	3
5. LSU (1)	5-0	1,288	5
6. Clemson	5-0	1,245	6
7. Utah (1)	5-0	1,239	7
8. Florida State	5-0	1,080	8
9. Alabama	5-1	1,052	10
10. Texas A&M	6-0	1,028	11
11. Florida	6-0	1,001	12
12. Ole Miss	5-1	837	13
13. Notre Dame	5-1	786	15
14. Michigan	5-1	760	21
15. Oklahoma State	6-0	689	19
16. Stanford	4-1	677	18
17. Iowa	6-0	525	23
18. UCLA	4-1	466	20
19. Oklahoma	4-1	432	9
20. Boise State	5-1	321	24
21. Northwestern	5-1	242	14
22. Memphis	5-0	185	25
23. California	5-1	174	22
24. Duke	5-1	154	NR
25. Toledo	5-0	149	NR

ARV: O'Houston 75; Temple 71; Georgia 61; Arizona State 33; Mississippi State 21; Wisconsin 20; Kentucky 13; Kansas State 11; Penn State 6; Southern California 4; Texas 4; Texas Tech 4; **West Virginia 3**; North Carolina 3; Navy 2; Washington 2; Tennessee; Illinois; Arizona



Karl JOSEPH

Josh LAMBERT

Stat Comparisons

West Virginia	Opponents		Baylor	Opponents
36.0	20.0	Scoring Offense	64.2	22.2
136	81	First Downs	164	102
222.4	140.2	Rushing Offense	357.6	129.0
266.0	202.0	Passing Offense	367.4	234.6
488.4	342.2	Total Offense	725.0	363.6
20.6	17.6	Kick Return Average	19.1	22.2
5.8	9.8	Punt Return Average	5.8	1.0
13-1.8	5-25.8	INT-Return Average	6-13.5	5-16.6
11-6	6-3	Fumbles/Lost	5-3	10-7
43-437	34-330	Penalties/Yards	51-448	50-419
39.8	38.3	Net Punting Avg.	46.0	36.5
8-11	6-9	Field Goal-Attempts	2-3	2-3
31:15	28:45	Time of Possession	25:57	34:03
34-81 (42%)	20-71 (28%)	3rd Down Conversion	33-60 (55%)	31-79 (39%)
7-9 (78%)	1-9 (11%)	4th Down Conversion	7-11 (64%)	3-9 (33%)
10-56	17-137	Sacks By-Yards	11-69	5-27
21-25 (84%)	9-12 (75%)	Red Zone Scoring	26-29 (90%)	10-12 (83%)
15-25 (60%)	5-12 (42%)	Red Zone TD	24-29 (83%)	8-12 (67%)

The 2015 Mountaineer Roster

- ▶ The 2015 roster currently consists of 112 players from 16 different states and one from the District of Columbia (DaeJuan Funderburke).
- ▶ Leading the way is the Mountain State (24), followed by Sunshine State (22), Ohio (19), Pennsylvania (11), Maryland (6), Texas (5), Georgia (5), New Jersey (5), North Carolina (3), Virginia (3), Delaware (2), Mississippi (2), New York (2) California, Illinois and Tennessee.

Against The Big 12

- ▶ WVU is 20-22 all-time against current members of the Big 12 Conference. WVU is 2-1 vs. Baylor; 2-1 against Iowa State; 3-1 against Kansas; 1-4 vs. Kansas State; 2-6 vs. Oklahoma; 4-3 vs. Oklahoma State; 2-2 vs. Texas; 2-2 vs. TCU and Texas Tech.

On Turf

- ▶ Since 1980, West Virginia is 220-96-4 in games played on artificial turf surfaces. WVU was 57-29 on turf in the 1990s, 66-21 on turf in the 2000 decade and is 31-24 on turf in this decade.
- ▶ The Mountaineers are 24-22 on turf under Dana Holgorsen. West Virginia is 3-1 in 2015, was 6-6 in 2014, was 3-7 in 2013, 5-5 in 2012 and was 7-3 during the 2011 season.

Non-Conference Play

- ▶ West Virginia faced three non-conference opponents in the 2015 season, finishing with a 3-0 record. WVU defeated Georgia Southern on Sept. 5, 44-0 to open the season, won 41-17 against Liberty in week two and then defeated Maryland, 45-6 in the third game of the season.

At Home

- ▶ The 2015 season marks the 36th season of competition for West Virginia at Milan Puskar Stadium.
- ▶ WVU holds a 159-61-4 (.719) all-time mark at the facility, which opened in 1980.
- ▶ There were 55,182 fans in attendance for the season opener against Georgia Southern and 52,899 fans for Liberty. A sellout-crowd of 61,174 fans attended the Maryland game and a second straight sellout crowd of 60,41 was in attendance for the Oklahoma State game. The 2015 home average is 57,416.
- ▶ A total of 12,266,875 fans all time have watched a game at Mountaineer Field.

On Grass

- ▶ Since 1980, West Virginia is 49-58 in games played on natural grass. The Mountaineers are 8-5 this decade and 7-3 under Holgorsen.



WendellSMALLWOOD

JaredBARBER

WVU's Last Game: No. 21/19 Oklahoma State 33, West Virginia 26 (OT)

MORGANTOWN, W.Va. (Oct. 10, 2015) -

Despite a second half comeback that saw a 15-point deficit erased, West Virginia could not overcome four turnovers and lost a 33-26 overtime decision to No. 21/19 Oklahoma State at sold-out Milan Puskar Stadium.

The Mountaineers started slow, which enabled the Cowboys to build a 17-2 lead at the half. The first score in the game came at the 4:45 mark of the first quarter when defensive lineman Emmanuel Ogbah recovered a Skyler Howard fumble in the end zone for a 7-0 OSU advantage.

Tailback Rushel Shell's fumble set up Oklahoma State's next score at the 14:02 mark of the second quarter. The Cowboys took advantage of great field position and padded their lead on Rennie Childs' one-yard run.

A Wendell Smallwood fumble deep in Oklahoma State territory was actually beneficial to the Mountaineers. While the fumble ended a scoring threat, it backed the Cowboys so deep that WVU defensive lineman Kyle Rose's sack of OSU quarterback Mason Rudolph resulted in a safety and the first two points of the night for the Mountaineers.

First-half scoring ended at the 3:43 mark of the second quarter, when the Cowboys converted on their longest drive of the half (76 yards) with a 21-yard Ben Grogan field goal, giving them a 17-2 lead at the intermission.

West Virginia got the ball to start the second half, and the comeback was on. The opening possession of the third quarter resulted in West Virginia's first touchdown, as Smallwood rushed in from 29 yards out, putting the score at 17-9.

The Cowboys were not rattled and answered the scored at the 9:20 mark of the third, when backup QB J.W. Walsh hit Blake Jarwin in the back of the end zone for a four-yard scoring reception. After what turned out to be a key extra point miss, the Cowboys led 23-9 with plenty of time left.

West Virginia scored the next 10 points in the game, with the first seven coming on Howard's 48-yard bomb in stride to receiver Shelton Gibson

to put the final touch on a 75-yard drive.

Josh Lambert's 38-yard field goal to start the fourth quarter made it a 23-19 game, but the Cowboys seem poised to put the game away on Devante Averette's interception on the WVU 11-yard line. The Mountaineer defense held the Cowboys to a field goal, setting the stage for the offense to tie the game.

Howard led the Mountaineers on a 10-play, 68-yard drive that used a good mixture of the run and pass. It was Howard's three-yard rush with

just 2:44 remaining that tied the game at 26-26, thanks to the OSU missed extra point back in the third quarter, and set the stage for overtime.

Oklahoma State started with the ball first and got down to the WVU two-yard line where the Cowboys faced a 4th-and-1. Head Coach Mike Gundy elected to go for a first down instead of kicking a field goal, and the run by Walsh not only resulted in a first down but a touchdown.

West Virginia's chance in overtime saw the Mountaineers get down to the OSU four-yard line, but the game ended when they could not convert on fourth down.

The Mountaineer running game was strong behind Smallwood, who rushed for 147 yards. Howard finished with 188 yards passing, and Gibson led all receivers with 84 yards. Shaq Petteway led the defensive effort with eight tackles.

Rudolph led the Oklahoma State rushers from his quarterback position with 48 yards in addition to 218 yards passing. David Glidden topped the Cowboy receiving effort with five catches for 50 yards, while Tre Flowers led the defense with 13 tackles.

Final numbers showed West Virginia with 255 yards on the ground and 188 through the air for 443 yards of total offense. The Oklahoma State running game struggled to 134 yards rushing and mixed with 228 yards passing left the Cowboys with 362 yards of total offense.

Scoring and Statistical Summary

	1	2	3	4	OT	F
Oklahoma State	7	10	6	4	7	33
West Virginia	0	2	14	10	0	26

1st	OSU - Emmanuel Ogbah 0 fumble recovery (Ben Grogan kick)	
2nd	OSU - Rennie Childs 1 rush (Grogan kick)	
	WVU - Kyle Rose safety	
	OSU - Grogan 21 FG	
3rd	WVU - Wendell Smallwood 29 rush (Josh Lambert kick)	
	OSU - Blake Jarwin 4 pass from J.W. Walsh (Grogan kick failed)	
	WVU - Shelton Gibson 48 pass from Skyler Howard (Lambert kick)	
4th	WVU - Lambert 38 FG	
	OSU - Grogan 22 FG	
	WVU - Howard 3 run (Lambert kick)	
OT	OSU - Walsh 2 rush (Grogan kick)	

	OSU	WVU
First Downs	20	26
Rushes/Yards	38/134	61/255
Passing Yardage	228	188
Passes	22/43/3	18/37/1
Punts	8/359/44.9	8/381/47.6
Fumbles/Lost	1/0	5/3
Return Yardage	44	157
Penalties/Yards	7/55	11/107
Time of Possession	28:51	31:09

WVU RUSHING: Smallwood 19-147; WVU PASSING: Howard 18-35-1-188; WVU RECEIVING: Gibson 5-84, Shorts 5-41; WVU TACKLES (TFL/QS): Petteway 8, Barber 7 (3/0), Chestnut 7; WVU INTERCEPTIONS: Chestnut, Kwiatkoski, Worley.

OSU RUSHING: Rudolph 7-48, Childs 10-34; OSU PASSING: Rudolph 20-40-3-218; OSU RECEIVING: Glidden 5-50, Jarwin 3-37; OSU TACKLES (TFL/QS): Flowers 13 (1/0), Burton 11 (1/0), Whitener 11, Sterns 10; OSU INTERCEPTIONS: Averette.

Attendance - 60,410



KevinWHITE

ShaqRIDDICK

Last Time vs. Baylor: West Virginia 41, No. 4/4 Baylor 27

MORGANTOWN, W.Va. (Oct. 18, 2014) - West Virginia put together its best defensive performance of the season and knocked off No. 4 Baylor, 41-27, before a sellout crowd at Milan Puskar Stadium.

Tony Gibson's defense held the potent Baylor offense to just 95 yards rushing (24 at the half) and 223 yards passing. The Mountaineers sacked Baylor quarterback Bryce Petty four times and came up with 10 tackles for a loss of 45 yards in the impressive performance.

Slowing down the Bears' offense was the goal, but the Mountaineers did more than slow them down. Gibson's defense was able to match Baylor's intensity and at times frustrated the Bears, who turned in a Big 12 and Milan Puskar Stadium record 18 penalties for 215 yards.

Meanwhile on offense, Baylor simply could not guard West Virginia receiver Kevin White as the Bears had five pass interference penalties called on White's defender that resulted in automatic first downs for the Mountaineers.

White finished with eight catches for 132 yards and two touchdowns and continues to lead the nation and Big 12 in receiving. The 100-yard receiving effort extended White's streak to a nation's leading seven straight games with 100 yards or more receiving.

Also in the game, White became just the fifth Mountaineer in school history to record 1,000 receiving yards in a season, and he did so in just seven games.

Any hopes West Virginia had in starting fast were quickly diminished as a sack of quarterback Clint Trickett caused a fumble, which was recovered by Baylor at the WVU seven-yard line.

One play later, Petty connected with receiver Corey Coleman for a seven-yard score, and the Bears had a 7-0 lead just barely a minute into the game.

Most would have thought that the Baylor rout was on, but not in 2014 as this West Virginia squad would have none of that talk.

West Virginia answered just two minutes later, when Trickett hit White for a 36-yard touchdown pass to bring the crowd back into the game and tie the score at 7-7.

Baylor kicker Chris Callahan added two field goals before the quarter ended. His 38-yarder ended a 41-yard drive, and his 34-yarder was set up by an interception of Trickett.

Holding Baylor to two field goals and not touchdowns was key for the Mountaineer defense, which gained confidence and swagger as the day went on.

Second-quarter action was all West Virginia, as the Mountaineers outscored the Bears by 10 points.

West Virginia took its first lead at the 10:56 mark, when tailback Andrew Buie rushed in from one-yard out to end a 74-yard drive.

The Bears went back on top, 21-20, with 8:25 left

in the half on Petty's 63-yard pass play to Antwan Goodley. But once again, the Mountaineers took the Baylor punch and never flinched.

WVU regained the lead, 21-20, on a nine-yard scamper from running back Dreamius Smith, before going up 24-20 on Josh Lambert's 54-yard field goal as the half came to an end. The kick was Lambert's fourth of 50 yards or more on the season and fifth of his career. The kick also gave him four straight games with a successful field goal of 50 yards or more.

Lambert came back in the third quarter with a 24-yard field goal, giving West Virginia a 27-20 advantage with 9:28 left. But Baylor struck for a huge 92-yard drive that ended with a Shock Linwood one-yard run to tie the game at 27-27 heading into the fourth.

The Baylor contest marked the third Top 5 opponent for WVU in seven games. While they came close in the previous two, Coach Dana Holgorsen talked to his team in the week leading up to the game about finishing and that's exactly what the Mountaineers did.

Trickett went to White for a 12-yard scoring toss at the 11:36 mark of the fourth to give the Mountaineers a 34-27 lead. White's beautiful one-handed grab ended a 68-yard drive in just four plays.

Then with 7:35 left in the game, Trickett went to the air again and found Mario Alford for a 39-yard touchdown pass, giving WVU a 14-point advantage, and the defense kept the Bears silent the rest of the way.

Trickett's 322 yards passing marked the seventh straight game that he has surpassed 300-yards passing, and the win over No. 4 was WVU's highest since 2008, and highest at home since 2003.

Scoring and Statistical Summary

	1	2	3	4	F
Baylor.....	13	7	7	0	27
West Virginia.....	7	17	3	14	41

- 1st BU - Corey Coleman 7 pass from Bryce Petty (Chris Callahan kick)
WVU - Kevin White 36 pass from Clint Trickett (Josh Lambert kick)
BU - Callahan 38 FG
BU - Callahan 34 FG
- 2nd WVU - Andrew Buie 1 rush (Lambert kick)
BU - Antwan Goodley 63 pass from Petty (Callahan kick)
WVU - Dreamius Smith 9 rush (Lambert kick)
WVU - Lambert 54 FG
- 3rd WVU - Lambert 24 FG
BU - Shock Linwood 1 rush (Callahan kick)
- 4th WVU - White 12 pass from Trickett (Lambert kick)
WVU - Mario Alford 39 pass from Trickett (Lambert kick)

	BU	WVU
First Downs	22	33
Rushes/Yards	42/95	50/134
Passing Yardage	223	322
Passes	16/37/0	23/35/1
Punts	9/403/44.8	6/256/42.7
Fumbles/Lost	1/0	2/2
Return Yardage	124	91
Penalties/Yards	18/215	14/138
Time of Possession	29:17	30:43

WVU RUSHING: Smallwood 20-66, Smith 13-60; WVU PASSING: Trickett 23-35-1-322; WVU RECEIVING: White 8-132, Buie 4-63, Alford 4-53; WVU TACKLES (TFL/QS): Tonkery 8 (1/0), Kwiatkoski 7 (1/0), Rumph 6; WVU INTERCEPTIONS: None.

BU RUSHING: Linwood 21-69, Chafin 7-31; BU PASSING: Petty 16-36-0-223; BU RECEIVING: Goodley 9-132, Coleman 5-77; BU TACKLES (TFL/QS): Hagar 13 (1/0), Young 12 (3/2), Stewart 11; BU INTERCEPTIONS: Howard.

Attendance - 60,758



Karl **JOSEPH**

Kevin **WHITE**

Last Time in Waco: No. 16/17 Baylor 73, West Virginia 42

WACO, TEXAS (Oct. 5, 2013) - No. 16/17 Baylor scored a touchdown on nine of its first 10 possessions and never looked back in defeating West Virginia, 73-42, at Floyd Casey Stadium.

West Virginia didn't have a bad offensive day in terms of numbers, but the Mountaineers just couldn't keep pace with the speedy Bears.

A rolling Baylor offense scored 28 points in the first quarter and 28 more in the second on its way to 56 first-half points and 617 total yards.

The Bears finished with two 100-yard rushers and one 100-yard receiver, while accumulating 38 first downs.

Antwan Goodley hauled in a 61-yard touchdown pass from Bryce Petty on the game's third play from scrimmage for a quick 7-0 Baylor lead.

West Virginia answered back, when Karl Joseph recovered a muffed punt in the end zone to tie the game at the 12:32 mark of the first quarter.

However, the anticipated track meet never ensued, as Baylor added a two-yard touchdown run by Petty, a 47-yard scoring strike from Petty to Tevin Reese and an 80-yard rush from Lache Seastrunk for a 28-7 first-quarter advantage.

Glasco Martin added two touchdown runs of two yards in the second quarter to extend Baylor's lead to 42-7 and give the Bears a string of 35 unanswered points.

West Virginia finally answered at the 5:49 mark, when Clint Trickett hit Kevin White for a 39-yard scoring toss that covered 75 yards in four plays.

However, Baylor finished out the quarter with touchdown runs from Seastrunk (19 yards) and Shock Linwood (13 yards) to give the Bears a commanding 56-14 lead at the half.

Second-half action saw the Mountaineers out-score Baylor, 28-17, but it was too little, too late.

The Mountaineers took the second-half kickoff and marched 75 yards in four plays, ending with a 39-yard Charles Sims touchdown run.

Leading 56-21, Baylor added the next two scores in the third to take a 66-21 advantage into the final quarter. Devin Chafin's one-yard scoring run came before a 36-yard field goal from Aaron Jones at the 5:20 mark to close out the scoring in

the quarter.

West Virginia scored three times in the fourth quarter, the first coming with 10:48 remaining in the game, when Ronald Carswell caught a 43-yard pass from Paul Millard. White came back on WVU's next possession and notched his second touchdown in the game, by hauling in a one-yard pass from Millard.

Baylor ended its scoring for the night with 5:41 left, as backup quarterback Seth Russell rushed

in from seven-yards out. West Virginia added a score late, when cornerback Travis Bell intercepted Russell and lateraled the ball to Cook, who returned it 32 yards for a touchdown to put the final total at 73-42.

Sims led the WVU rushing effort with 92 yards and a score. White had his best day as a Mountaineer with 130 yards on seven catches and two touchdowns. Cook led the defense with nine tackles, one sack, one interception and a touchdown. Jared Barber and Doug Rigg combined for 20 tackles.

Petty finished with 347 yards passing for Baylor, and Goodley was his favorite target with seven catches for 170 yards. Seastrunk finished with 172 yards on the ground and was joined in a strong rushing effort by Linwood with 126 yards. The Bear defense was led by linebacker Bryce Hager with eight stops.

Final numbers showed West Virginia with 118 yards on the ground and 276 passing for 394 yards. Baylor finished with 468 yards rushing and 396 passing for an impressive 864 yards of total offense.

The game marked the first trip for Mountaineer football to Waco, and the Baylor win evened the all-time series between the two schools at 1-1.

Scoring and Statistical Summary

	1	2	3	4	F
West Virginia	7	7	7	21	42
Baylor	28	28	10	7	73

- 1st** BU - Antwan Goodley 61 pass from Bryce Petty (Aaron Jones kick)
 WVU - Karl Joseph 0 fumble recovery (Josh Lambert kick)
 BU - Petty 2 rush (Jones kick)
 BU - Tevin Reese 47 pass from Petty (Jones kick)
 BU - Lache Seastrunk 80 rush (Jones kick)
- 2nd** BU - Glasco Martin 2 rush (Jones kick)
 BU - Martin 2 rush (Jones kick)
 WVU - Kevin White 39 pass from Clint Trickett (Lambert kick)
 BU - Seastrunk 19 rush (Jones kick)
 BU - Linwood 13 rush (Jones kick)
- 3rd** WVU - Charles Sims 39 rush (Lambert kick)
 BU - Devin Chaffin 1 rush (Jones kick)
 BU - Jones 36 FG
- 4th** WVU - Ronald Carswell 43 pass from Paul Millard (Lambert kick)
 WVU - White 1 pass from Millard (Lambert kick)
 BU - Seth Russell 7 rush (Kyle Peterson kick)
 WVU - Darwin Cook 32 interception return (Lambert kick)

	WVU	BU
First Downs	21	38
Rushes/Yards	34/118	61/476
Passing Yardage	276	396
Passes	17/41/1	20/33/3
Punts	7/306/43.7	0/0/0.0
Fumbles/Lost	3/0	3/1
Return Yardage	274	78
Penalties/Yards	6/76	10/100
Time of Possession	29:30	30:30

WVU RUSHING: Sims 19-92; **WVU PASSING:** Trickett 9-28-161, Millard 8-13-0-115; **WVU RECEIVING:** White 7-130, Carswell 2-58; **WVU TACKLES (TFL/QS):** Barber 11, Cook 9 (1/1), Rigg 9; **WVU INTERCEPTIONS:** Cook, Bell, Worley.

BU RUSHING: Seastrunk 15-172, Linwood 14-126; **BU PASSING:** Petty 17-25-1-347; **BU RECEIVING:** Goodley 7-170, Fuller 4-55, Reese 3-75; **BU TACKLES (TFL/QS):** Hager 8, Stewart 5, Masumbuko 5 (1/0); **BU INTERCEPTIONS:** Goodson.

Attendance - 45,467



Comparing the Two Nationally

	WVU	Bayor
Scoring Offense	31	1
Rushing Offense	19	2
Scoring Defense	34	51
Rushing Defense	23	32
Passing Offense	30	8
Total Offense	18	1
Passes Had Intercepted	T63	T63
Pass Defense	49	81
Total Defense	40	49
Kickoff Returns	76	96
Punt Returns	93	94
Net Punting	30	1
Passing Efficiency	35	1
Turnover Margin	T13	T13
Interceptions	1	36
Pass Eff. Defense	13	65
First Downs	28	4
First Down Defense	9	45
Third Down Conv.	47	2
Opponent Third Down	14	80
Fourth Down Conv.	16	36
Opponent Fourth Down	4	23
Sacks By	57	46
Sacks Against	120	13
Tackles for Loss	27	10
Tackles for Loss Allowed	119	10
Penalties	99	119
Possession Time	40	117
Punt Return Defense	84	8
Kickoff Return Defense	16	86
Turnovers Gained	5	13
Fumbles Gained	66	7
Red Zone Offense	67	28
Red Zone Defense	23	67



Nick O'TOOLE

Elijah WELLMAN

True and Redshirt Freshman Players

- ▶ Two true freshmen have seen action for the Mountaineers in 2015: Jovon Durante (WR) and Gary Jennings (WR).
- ▶ Six redshirt freshmen have seen action for the Mountaineers in 2015: Amanii Brown (OL), Yodny Cajuste (OL), William Crest Jr (QB), Jaleel Fields (DL), Jonathan Haynes (OL) and Donte Thomas-Williams (RB).

For Starters

- ▶ In 2015, the Mountaineers have a total of 35 players with at least one game of starting experience.
- ▶ Tops on that list are redshirt senior linebacker Nick Kwiatkoski (29), redshirt senior defensive lineman Kyle Rose (25) and redshirt senior tight end Cody Clay (24).

First-Time Players

- ▶ There are 17 Mountaineers who have seen their first WVU action during the 2015 season: Kyle Bosch (OL), Amanii Brown (OL), Yodny Cajuste (OL), Shane Commodore (S), Rasul Douglas (CB), Jovon Durante (WR), Jaleel Fields (DL), Jonathan Haynes (OL), Larry Jefferson (DL), Gary Jennings (WR), Marcell Lazard (OL), C.J. Maduwesi (DL), Jacky Marcellus (RB), Khairi Shariff (CB), Donte Thomas-Williams (RB), Sylvester Townes (OL) and Ka'Raun White (WR).

First-Time Starters

- ▶ Eight Mountaineers have earned their first career start during the 2015 season: Al-Rasheed Benton (LB), Yodny Cajuste (OL), Kyle Bosch (OL), Jovon Durante (WR), Shelton Gibson (WR), Jarrod Harper (S), Devonte Mathis (WR) and Elijah Wellman (RB).

Overtime Games

- ▶ The 33-26 overtime loss to Oklahoma State in 2015 marked the 14th overtime game in West Virginia history. The Mountaineers own a 6-8 record in overtime games.
- ▶ West Virginia played its first overtime game against Pitt in 1997, dropping a three-overtime thriller, 41-38.

Overtime Games

Oct. 10, 2015	Oklahoma State 33, WVU 26, OT
Nov. 30, 2013	Iowa State 52, WVU 44, 3OT
Nov. 9, 2013	Texas 47, WVU 40, OT
Nov. 2, 2013	WVU 30, TCU 27, OT
Nov. 3, 2012	TCU 39, WVU 38, 2OT
Oct. 29, 2010	UConn 16, WVU 13, OT
Sept. 10, 2010	WVU 24, Marshall 21, OT
Nov. 8, 2008	Cincinnati 26, WVU 23, OT
Sept. 18, 2008	Colorado 17, WVU 14, OT
Dec. 2, 2006	WVU 41, Rutgers 39, 3OT
Oct. 15, 2005	WVU 46, Louisville 44, 3OT
Sept. 18, 2004	WVU 19, Maryland 16, OT
Nov. 11, 2000	WVU 31, Rutgers 24, 2OT
Nov. 28, 1997	Pitt 41, WVU 38, 3OT

WVU's Record When Wearing ... (since 2001)

- Blue Jersey - Gold Pants: 27-9
- Blue Jersey - White Pants: 6-5
- Blue Jersey - Blue Pants: 24-8
- White Jersey - Gold Pants: 11-9
- White Jersey - White Pants: 18-16
- White Jersey - Blue Pants: 16-8
- Gold Jersey - Blue Pants: 7-2
- Gold Jersey - Gold Pants: 6-3
- Gold Jersey - White Pants: 4-1
- Gold Jersey - Gray Pants: 0-1
- Gray Jersey - Gray Pants: 1-0
- Nike Pro Combat Uniforms: 1-1

Weekly Media Planner (Monday, Oct. 12 - Sunday, Oct. 18)

Mon (12)	Tue (13)	Wed (14)	Thu (15)	Fri (16)	Sat (17)	Sun (18)
Big 12 football conference call - 11:40 a.m. - 11:50 a.m.	Dana Holgorsen Media Conference - 12 p.m. (Team Room)	VB vs Texas Tech, 6 p.m.	Dana Holgorsen Statewide Radio Show 7 p.m. (Kegler's)	WSOC vs. Kansas, 7 p.m.	FB at Baylor 12 p.m., FOX	WTN at ITA Regionals Blacksburg, Va., 8 a.m.
	FB Player/Assistant Coach Interviews PuskarTeam Room 12:30 p.m.		WBB Interviews BPF Floor, 12:45 p.m.	MSOC at Buffalo, 7 p.m.	VB vs. Baylor, 3:30 p.m.	WSOC vs. Iowa State 1 p.m.
	MSOC vs. Penn State 7 p.m.			M&W Swimming Georgia Tech, 5 p.m.	M&W Swimming Virginia Tech 12, 2 p.m.	
				XCountry at Wisconsin Adidas Invitational, TBA	WTN at ITA Regionals Blacksburg, Va., 8 a.m.	
				WTN at ITA Regionals Blacksburg, Va., 8 a.m.		



Brad PAISLEY

Fifth-Year Seniors

- ▶ Eight Mountaineers on the 2015 team have already earned their bachelor's degree and are attending graduate school this season: Jared Barber (LB), Isaiah Bruce (LB), Terrell Chestnut (CB), Skyler Howard (QB), Nick Kwiatkoski (LB), KJ Myers (WR), Jordan Thompson (WR) and Stone Underwood (OL).

2015 Fall Graduates

- ▶ Ten Mountaineers on the 2015 team are in line to graduate when the regular season is finished: Darren Arndt (TE/FB), Cody Clay (TE FB), Karl Joseph (S), Marquis Lucas (OL), Tony Matteo (OL), Nick O'Toole (P), Shaq Petteway (LB), Kyle Rose (DL), Sean Walters (LB) and Dayron Wilson (CB).

30 Is Enough

- ▶ Dating back to 1980, the Mountaineers hold a 177-17-1 record when scoring 30 or more points in a game. During the 1990s, the Mountaineers were 42-4 when scoring 30 or more points in a contest and were 40-2-1 in the '80s when reaching that mark. WVU is 96-12 since 2000 when scoring 30 points or more in a contest.

Scoring 40 or more Points

- ▶ Under Dana Holgorsen, West Virginia is 17-3 when scoring 40 or more points. Since 2000, the Mountaineers are 50-4 when hitting the 40-point plateau, and WVU is 180-4 all-time when scoring at least 40 points in a game

National Polls

- ▶ After receiving votes since the 2015 preseason, West Virginia entered both polls for the first time on Sept. 27, appearing at No. 23 in the Associated Press Poll and No. 21 in the Amway Coaches' Poll.
- ▶ The Sept. 27 ranking was the first time WVU was in the polls since Nov. 2, 2014 (24/25).
- ▶ After the Oklahoma game on Oct. 3, 2015, WVU dropped out of both polls and are now currently receiving votes.
- ▶ Since 2011, Dana Holgorsen's squads have been ranked during four of his five years and have been among the Top 25 during 27 different weeks.

Coaching Staff Assignment

- ▶ Here's a breakdown of the WVU coaching staff assignments for the 2015 season:

Damon Cogdell: Assistant DL (Field)
 Ron Crook: OL (Field)
 Joe DeForest: Safeties/ST (Field)
 Lonnie Galloway: WR (Field)
 Tony Gibson: DC/LB (Field)
 Brian Mitchell: CB (Press Box)
 Mark Scott (Press Box)
 Ja'Juan Seider: RB (Field)
 Bruce Tall: DL (Press Box)

WVU vs. 2015 Slate

- ▶ West Virginia owns a 52-44-2 record against its 2015 opponents.
- ▶ The Mountaineers have winning records over Baylor, Georgia Southern, Iowa State, Kansas, Liberty, Maryland, Oklahoma State and are even in their series with TCU, Texas and Texas Tech.

2015 Opponent	Series Record
Baylor	2-1
Georgia Southern.....	1-0
Iowa State.....	2-1
Kansas.....	3-1
Kansas State	1-4
Liberty	2-0
Maryland	28-22-2
Oklahoma.....	2-6
Oklahoma State	5-3
TCU	2-2
Texas.....	2-2
Texas Tech	2-2

Mountaineer Energizers

- ▶ When looking at career plays logged by Mountaineer players, 18 players have seen action on more than 1,000 plays, five players with more than 2,000 and one with more than 3,000.
- ▶ Leading the group in career plays are senior safety Karl Joseph, who recorded 3,388 plays over his career, 2,980 defensive plays and 408 on special teams. Senior tight end Cody Clay has seen action on 2,363 plays, 1,683 on offense and 680 on special teams. Senior linebacker Nick Kwiatkoski has been used on 2,316 plays, 1,950 on defense and 366 on special teams.

Looking at the Numbers

- ▶ The Mountaineer offense has seen action on 422 plays in 2015 and 335 plays by the defense.
- ▶ Of WVU's 422 offensive plays, one player has registered more than 400 offensive plays, six players saw action on more than 300 and 14 with more than 200 offensive plays.
- ▶ Marquis Lucas (412), Yodny Cajuste (393), Tyler Orlosky (393), Skyler Howard (384) and Adam Pankey (346) lead the offense.
- ▶ Of WVU's 335 defensive plays, three players were used on 300 or more defensive plays and 10 players recorded more than 200 plays and 11 were used on more than 150 plays.
- ▶ Daryl Worley leads the defense, seeing action on 324 plays, Dravon Askew-Henry on 322, KJ Dillon, 320 and Nick Kwiatkoski on 299.

Average Per Down

- ▶ Here's a breakdown of how the 2015 West Virginia offense has operated on first, second, third and fourth down:
- ▶ On first down, the Mountaineers have run 191 plays and gained 1,094 yards for a 5.7 average. On second down, the Mountaineers have run 141 plays for 814 yards and a 5.8 average. On third down, the Mountaineers have run 81 plays for 445 yards and a 5.5 average gain. West Virginia has run nine fourth down plays in 2015, gaining 89 yards for a 9.9 average on fourth down.
- ▶ WVU's touchdowns have come 10 times on first down (6 rushing/4 passing), six times on second down (1 rushing/5 passing), five times on third down (3 rushing/2 passing), and one touchdown on fourth down (1 rushing/0 passing).

Offensive Analysis

- ▶ Breaking down the West Virginia offensive numbers for the 2015 season shows that the Mountaineers have run a total of 422 plays, 258 coming on the ground and 164 through the air. The rushing game has totaled 1,112 yards for an average of 4.3 yards per carry and 11 touchdowns. The passing attack has totaled 1,330 yards, 11 touchdowns and an average of 13.2 yards per completion.
- ▶ Combine the two and the Mountaineers have turned in 2,442 yards of total offense, 22 touchdowns, an average of 5.8 yards per play, and an average of 36.0 points per game.
- ▶ Deeper analysis shows that the Mountaineer offense has gained 58 first downs by the run and 60 via the pass. On average, West Virginia has totaled 222.4 yards per game on the ground, 266.0 yards per game passing and 488.4 yards per game of total offense.

Against Ranked Teams

- ▶ Beginning with a 27-0 loss to Fordham on Oct. 18, 1941, West Virginia has played 145 games against nationally ranked teams. Of those, 41 have been Mountaineer victories.
- ▶ Since 2001, WVU has posted 19 victories over ranked teams.



Scoring 20 or more in a quarter

- ▶ West Virginia scored 21 points in the first quarter against Maryland, marking the first time in 2015 in which WVU scored at least 20 points in a quarter.
- ▶ WVU has scored 20 or more points in a quarter 49 times since 2001 and has done it in two quarters of a game eight different times.

Game	Year	Points	Quarter
Maryland	2015	21	1st
Texas A&M	2014	20	1st
Iowa State	2014	20	2nd
Towson	2014	21	2nd
Baylor	2013	21	4th
Georgia State	2013	21	4th
Kansas	2012	21	2nd
TCU	2012	21	2nd
Baylor	2012	21	3rd
Baylor	2012	21	2nd
James Madison	2012	21	1st
Marshall	2012	21	3rd
Marshall	2012	21	2nd
vs. Clemson	2011	35	2nd
Connecticut	2011	23	3rd
Bowling Green	2011	21	2nd
Norfolk State	2011	28	3rd
UNLV	2010	21	1st
Auburn	2009	21	1st
North Carolina	2008	21	1st
Louisville	2008	21	3rd
UConn	2008	21	3rd
UConn	2007	21	4th
UConn	2007	21	3rd
Miss. State	2007	28	1st
at Marshall	2007	21	3rd
at Marshall	2007	21	4th
W. Michigan	2007	21	3rd
vs. Ga. Tech	2006	21	3rd
Cincinnati	2006	21	2nd
Cincinnati	2006	21	3rd
Syracuse	2006	21	3rd
at Miss. State	2006	21	4th
Maryland	2006	21	1st
vs. Georgia	2005	21	1st
Pitt	2005	21	4th
UConn	2005	21	2nd
at Maryland	2005	24	4th
James Madison	2004	21	2nd
East Carolina	2004	28	2nd
Temple	2003	21	1st
at East Carolina	2003	20	2nd
at East Carolina	2003	21	3rd
at Temple	2002	21	1st
UT-Chattanooga	2002	21	2nd
UT-Chattanooga	2002	21	4th
Rutgers	2001	28	1st
Rutgers	2001	31	2nd
Kent State	2001	21	3rd



RushelSHELL

SkylerHOWARD

West Virginia OFFENSE

- ▶ WVU's offensive roster includes 14 true freshmen, 13 redshirt freshmen, eight redshirt sophomores, three juniors, eight redshirt juniors, one senior and five redshirt seniors
- ▶ Offensively, 19 players were used against Oklahoma State, including two quarterbacks, six offensive linemen, three running backs, six receivers and two tight ends
- ▶ Two players saw action on 104 or more plays against Oklahoma State, five with 90 or more plays and eight with 80 or more plays
- ▶ Four offensive players made their first starts against Georgia Southern: Yodny Cajuste (OL), Kyle Bosch (OL), Jovon Durante (WR) and Shelton Gibson (WR), Devonte Mathis (WR) saw his first start against Maryland and Elijah Wellman his first at Oklahoma.
- ▶ Two true freshmen saw time in their first game in a WVU uniform in 2015: Jovon Durante (WR), Gary Jennings (WR)
- ▶ Five redshirt freshman saw their first offensive action: Yodny Cajuste (OL), Amanii Brown (OL), Jonathan Haynes (OL), Marcell Lazard (OL) and Donte Thomas-Williams (RB)
- ▶ In the Holgorsen era, WVU has thrown for 300 or more yards 31 times, 400 or more 10 times and 500 or more twice
- ▶ The top games for amount of plays during the Holgorsen era:
 1. 108 - Maryland (2014)
 2. **98 - Oklahoma State (2015)**
 3. **96 - Maryland (2015)**
 - 96 - Towson (2014)
 - 94 - Texas Tech (2014)
 - 91 - Texas Tech (2012)
 - 91 - Oklahoma State (2012)
 - 90 - Texas (2014)
 - 90 - Oklahoma State (2013)
 - 90 - TCU (2012)
- ▶ The top games for total first downs in school history:
 1. **37 - Maryland (2015)**
 - 36 - Washington & Lee (1923)
 - 35 - Syracuse (1993)
 - 34 - Colorado State (1980)
 - 33 - Maryland (2014)
 - 33 - Towson (2014)
 - 33 - Baylor (2014)
 - 33 - Baylor (2012)

- ▶ The 15 rushing first downs against Maryland are the most since putting up 15 against Bowling Green in 2011 and 19 against Cincinnati in 2010
- ▶ The 16 passing first downs against Maryland are the most since 18 at Maryland in 2014
- ▶ The eight first downs by penalty were the most since having 10 against Baylor in 2014
- ▶ WVU is nationally No. 13 in total offense, No. 19 in rushing offense, No. 30 in passing offense, No. 31 in scoring offense, No. 35 in team passing efficiency, No. 38 in passing yards per completion and No. 47 in third-down percentage
- ▶ When WVU has passed for 250 or more yards over the past 10 years, its record is 29-18 and 50-29 when passing for 200 or more yards.

300 or More Yards Passing (Last 10 years)

656	Baylor (2012)	70-63/W
511	Maryland (2014)	40-37/W
469	Connecticut (2011)	43-16/W
463	LSU (2011)	21-47/L
448	James Madison (2012)	42-12/W
431	Norfolk State (2011)	55-12/W
410	Louisville (2011)	35-28/L
407	Kansas (2012)	59-10/W
407	Clemson (2011)	70-33/W
401	Oklahoma State (2012)	55-34/L
388	at Maryland (2011)	37-31/W
376	Oklahoma (2014)	45-33/L
372	at Cincinnati (2011)	24-21/W
365	vs. Alabama (2014)	33-23/L
359	Georgia Southern	44/0/W
	Georgia State (2013)	41-7/W
355	Towson (2014)	54-0/W
356	Iowa State (2013)	44-52/L
352	Rutgers (2010)	35-10/W
346	Texas A&M (2014)	45-37/L
338	Maryland (2012)	31-21/W
338	at Syracuse (2011)	49-23/L
334	East Carolina (2009)	35-20/W
332	North Carolina (2008)	31-30/W
323	Marshall (2012)	69-34/W
322	Baylor (2014)	41-27/W
320	Oklahoma (2012)	50-49/L
316	Marshall (2010)	24-21/W (OT)
313	Liberty (2015)	41-17/W
310	Kansas State (2012)	26-20/L
302	Kansas (2014)	33-14/W
302	Auburn (2009)	30-41/L
301	Texas Tech (2014)	37-34/W

Bold = Holgorsen Era



Jordan THOMPSON

Jovon DURANTE

West Virginia SPECIAL TEAMS

- ▶ John DePalma (LS), Josh Lambert (K) and Nick O'Toole (P) lead the WVU special teams
- ▶ Josh Lambert was a Lou Groza Award finalist in 2014 and holds the NCAA record for most field goals made of 40 yards or more in a season (16)
- ▶ Lambert tied the NCAA season record in 2014 for most contests with multiple field goals made in a game (10) and tied the mark for most with three field goals made in a game (6)
- ▶ Lambert was the No. 2 kicker in the nation in scoring (135) in 2014
- ▶ Lambert had the most field goals made nationally in 2014 (30)
- ▶ Lambert finished No. 1 in the Big 12 and No. 1 nationally in field goals made per game in '14
- ▶ In 2015, Lambert is No. 4 in the conference and No. 57 nationally in field goal percentage
- ▶ Lambert is No. 3 in the Big 12 and No. 19 nationally in field goals made per game
- ▶ Lambert is No. 3 in the Big 12 in total field goals made
- ▶ Lambert is No. 7 in Big 12 overall scoring and is No. 5 in Big 12 scoring by kickers
- ▶ Lambert has made 55 career field goals and is No. 3 on WVU's all-time list
- ▶ Punter Nick O'Toole ranks No. 2 in the Big 12 and No. 8 nationally in punting
- ▶ O'Toole's long punt of the year is 65 yards vs. Georgia Southern
- ▶ O'Toole's best punting average on the season is 49.7 yards vs. Liberty
- ▶ West Virginia ranks No. 4 in the conference and No. 30 nationally in net punting
- ▶ West Virginia ranks No. 2 in the conference and No. 16 nationally in kickoff return defense
- ▶ West Virginia ranks No. 4 in the Big 12 in kick returns
- ▶ WVU's highest national ranking in special teams is No. 16 in kickoff return defense
- ▶ Highest Big 12 ranking is No. 2 in kickoff return defense
- ▶ WVU special teams converted a 4th-and-12 for a first down against Maryland, when punter Nick O'Toole rushed for 13 yards on a fake punt
- ▶ KJ Dillon, Shelton Gibson, Karl Joseph, Jovon Durante and Gary Jennings have recorded . returns so far in 2015. Long is Durante's 36-yard kickoff return at Oklahoma followed by Gibson's 32-yard kickoff return vs. Oklahoma St.

West Virginia OFFENSE

- ▶ Skyler Howard's 21 completions against Liberty and Maryland matched his career high, first set at Iowa State in 2014
- ▶ Against Maryland, Howard completed 21-of-33 passes, 63.6 percent, marking his third highest completion percentage as the starter
- ▶ Howard threw for a career high 359 yards against Georgia Southern
- ▶ His four TD passes against Maryland marked his career high and his seventh straight game with multiple TD passes
- ▶ Howard is No. 19 nationally in points responsible for, No. 21 in touchdown passes, No. 24 in total offense, No. 25 in yards per pass attempt, No. 26 in passing yards per completion, No. 28 in passing yards per game and No. 29 in pass efficiency
- ▶ Howard is No. 5 in passing touchdowns, pass efficiency, passing yards per completion and points responsible for and No. 6 in total offense, passing yards per game, completions per game and yards per pass attempt
- ▶ Howard has completed 14 passes of 20 yards or more, seven of more than 40 yards and three of more than 50 yards
- ▶ Howard attempted 179 passes in his WVU career before throwing his first interception against Maryland off of a tipped pass
- ▶ Howard completed two 57-yard passes to Durante and Gibson against Georgia Southern, marking the longest passes he has completed in 2015
- ▶ Howard is WVU's third-leading rusher in 2015 with 148 yards on 63 carries
- ▶ Howard's 50-yard touchdown run at Oklahoma marked his career long, his first career rushing touchdown and WVU's longest run of the season
- ▶ Howard has 22 rushes for five yards or more, seven carries of 10 yards or more and two for more than 20 yards
- ▶ William Crest Jr., completed 6-of-6 passes for 50 yards against Liberty and had a season long completion of 23 yards
- ▶ Crest Jr., had a season-high 28 rushing yards on three carries (9.3) against Maryland
- ▶ Crest Jr., scored the second rushing touchdown of his career against Georgia Southern

2015 Home and Away

Rushing	Att-Yds-Avg	Avg/Gm
Home (3-1)	205-916-4.5	229.0
Away (0-1)	53-196-3.7	196.0
Passing	Comp-Att-Yds-TD-Int	Avg/Gm
Home (3-1)	84-132-1,157-10-2	289.2
Away (0-1)	17-32-173-1-3	173.0
Total Offense	Rush-Pass-Total	Avg/Gm
Home (3-1)	916-1,157-2,073	518.2
Away (0-1)	196-173-369	369.0
Rush Defense	Att-Yds-Avg	Avg/Gm
Home (3-1)	152-594-3.9	148.5
Away (0-1)	33-107-3.2	107.0
Pass Defense	Comp-Att-Yds-TD-Int	Avg/Gm
Home (3-1)	59-125-690-3-12	172.5
Away (0-1)	14-25-320-3-1	320.0
Total Defense	Rush-Pass-Total	Avg/Gm
Home (3-1)	594-690-1,284	321.0
Away (0-1)	107-320-427	427.0

NCAA All-Time Leaders By Victories

Team	Years	Games	Record	Pct.
1. Michigan	136	1,283	919-328-36	.730
2. Notre Dame	127	1,234	883-309-42	.732
3. Texas	123	1,262	881-348-33	.711
4. Ohio State	126	1,249	876-319-53	.722
5. Nebraska	127	1,276	874-362-40	.700
6. Penn State	130	1,269	852-376-41	.687
Alabama	121	1,219	852-324-43	.716
8. Oklahoma	122	1,221	851-317-53	.718
9. Tennessee	119	1,232	812-366-53	.680
10. USC	124	1,188	805-327-54	.700
11. Georgia	123	1,244	779-412-54	.647
12. LSU	123	1,210	764-400-47	.650
13. Auburn	124	1,203	734-423-47	.630
14. West Virginia	123	1,243	722-477-45	.599
15. Syracuse	127	1,270	709-513-49	.577



On Network Television

- ▶ The FOX telecast of the WVU-Baylor game marks the 217th network television game for West Virginia. All-time WVU is 108-107-1 in nationally televised games.

Most Total Wins Over The Last 13 Years (2003-15)

Rk.	School	Wins
1.	Boise State	142
2.	Oklahoma	129
	LSU	129
4.	USC	125
5.	Oregon	122
	Ohio State	122
	TCU	122
8.	Georgia	119
	Wisconsin	119
10.	Virginia Tech	117
11.	Texas	115
	Florida	115
13.	Auburn	111
14.	Utah	110
15.	Clemson	109
16.	Missouri	108
	Northern Illinois	108
18.	West Virginia	107
	BYU	107
20.	Nebraska	106

Best Winning Percentage Away From Home (Road or Neutral) Over The Last 13 Years (2003-15)

Rk.	School	W-L	Winning %
1.	USC	63-18	.777
2.	Boise State	62-20	.756
3.	Texas	59-21	.738
4.	Ohio State	44-16	.733
5.	TCU	58-22	.725
6.	LSU	53-22	.710
7.	Oregon	53-26	.671
8.	Oklahoma	51-27	.654
9.	Georgia	53-29	.646
10.	Florida	49-30	.620
11.	Navy	51-34	.600
12.	Virginia Tech	49-33	.598
13.	West Virginia	43-30	.589
14.	Auburn	36-30	.545
15.	Boston College	39-37	.513

Best Home Winning Percentage Over The Last 13 Years (2003-15)

Rk.	School	W-L	Winning %
1.	Boise State	77-3	.963
2.	Ohio State	82-8	.911
3.	Oklahoma	71-8	.899
4.	LSU	78-11	.876
5.	Wisconsin	75-11	.872
6.	Georgia	61-12	.836
7.	TCU	65-13	.833
8.	USC	64-14	.821
9.	Virginia Tech	64-16	.800
10.	Florida	67-17	.798
11.	West Virginia	62-20	.756
12.	Iowa	56-19	.750
13.	Texas	58-21	.734
14.	Troy	44-17	.721
15.	Texas Tech	58-23	.716



Marquis LUCAS

Offensive Notes Continued

- ▶ Wendell Smallwood is averaging a team-high 117.8 yards per game rushing, 6.6 yards per carry and has scored a team-high five rushing touchdowns
- ▶ Smallwood finished with 147 yards against OSU, his third straight 100-yard rushing performance of the 2015 season and fifth of his career
- ▶ Smallwood's three straight 100-yard rushing performances are the first time a WVU player has rushed for 100 or more yards in three consecutive games since Noel Devine did so in the first three games of the 2010 season
- ▶ Smallwood's 147 yards against OSU tied his a career-best 147 yards and a touchdown against Maryland, earlier in 2015
- ▶ Smallwood had two rushing touchdowns against Liberty, his first multiple rushing touchdown game
- ▶ Smallwood is ranked No. 2 in the Big 12 in rushing and No. 18 nationally
- ▶ Smallwood is No. 6 in the Big 12 in rushing touchdowns and tied for No. 15 in overall scoring
- ▶ Smallwood ranks No. 5 in the Big 12 in all-purpose yards and No. 31 nationally
- ▶ Rushel Shell's second quarter, five-yard rushing touchdown at Oklahoma was his third of the season and 10th of his career
- ▶ Shell is WVU's second-leading rusher with 266 yards on 73 carries and three touchdowns
- ▶ Shell is No. 15 in the Big 12 rushing yards per game and No. 16 in rushing yards per carry
- ▶ WVU has spread the ball to 11 receivers this season with five of the receivers having 10 or more catches for the five games
- ▶ Gibson is ranked No. 6 nationally in yards per reception, No. 17 in receiving touchdowns and No. 28 in receiving yards per game
- ▶ Gibson has scored a touchdown in four of the five games this season
- ▶ Gibson's 118 receiving yards against Maryland marked WVU's 165th 100-yard receiving game in school history
- ▶ Gibson is second on the team in all-purpose yardage, averaging 107.8 yards per game
- ▶ Gibson leads West Virginia in receiving yards, with 448 on 20 catches, averaging 22.4 yards per catch and a team-high five touchdowns

- ▶ Seven of Gibson's catches have been for 25 or more yards and five of the 20 have been for touchdowns
- ▶ Gibson had six catches for 118 yards and two touchdowns against Maryland, marking his first multiple touchdown game, his career high in catches and second 100-yard receiving game
- ▶ Gibson is No. 4 in the Big 12 in receiving yards and receiving touchdowns and No. 17 nationally, No. 5 in yards per game and No. 27 nationally, No. 8 in the Big 12 in receptions per game and in all-purpose yards
- ▶ Gibson's 26-yard touchdown in the third quarter against Georgia Southern marked the first touchdown of his career
- ▶ Freshman Jovon Durante finished with a game-high and season-high seven catches against Liberty
- ▶ Durante is second on the team in receiving yards (247) and third in receptions (17).
- ▶ Durante is No. 8 in the Big 12 in receiving touchdowns, No. 15 in receptions per game, No. 16 in receiving yards per game and No. 18 in yards per reception
- ▶ Durante's 41-yard touchdown reception against Georgia Southern was his first career catch, making him the first player since Dante Campbell (2012) and KJ Myers (2012) to score a touchdown on his first career reception
- ▶ Receivers Jovon Durante and Shelton Gibson finished with 121 and 130 yards against Georgia Southern, respectively, marking the 21st time WVU has had double 100-yard receivers in a game
- ▶ That game for Durante and Gibson marked the first time in WVU history that two players finished with 100 or more receiving yards in their first career starts in the same game
- ▶ Daikiel Shorts and Smallwood are tied for third on the team with 13 receptions. Shorts is third on the team in receiving yards with 200 and has a touchdown
- ▶ Orlosky is on the watch lists for the Rimington Trophy, the top center in the nation and the Outland Trophy, the nation's best lineman
- ▶ Howard is on the watch list for the Earl Campbell/Tyler Rose Award, signifying the top offensive player from the state of Texas or playing at a school in the state of Texas



Darrien HOWARD

Nick KWIATKOSKI

West Virginia DEFENSE

- ▶ WVU used 20 defensive players against OSU; 17 at OU; 29 vs. Maryland, 28 against Georgia Southern and 19 against Liberty
- ▶ Five defensive players saw action on 80 or more plays vs. OSU and eight with 70 or more
- ▶ Six defensive players saw their first action at WVU in 2015; Rasul Douglas (CB), Jaleel Fields (DL), Larry Jefferson (DL), CJ Maduewesi (DL), Khairi Shariff (CB) and Shane Commodore (S)
- ▶ WVU leads the nation in interceptions (13), No. 4 in fourth down defense, No. 5 in turnovers gained (16) and No. 9 in first down defense
- ▶ WVU is No. 14 nationally in third down defense, holding its opponents to 27.8 percent (20/71) for the 2015 season
- ▶ Starting the Baylor game on Oct. 18, 2014 WVU defensive numbers: 19.1 points per game, 150.1 rushing yards, 227.8 passing yards, 378.8 total yards, 51/182 (28.0) on third down defense, 6/25 (24.0) on fourth down defense and 5.2 three-and outs per game
- ▶ WVU is No. 5 nationally in turnovers gained (16), surpassed the amount of turnovers gained during the entire 2014 season and No. 13 in turnover margin
- ▶ WVU ranks No. 13 in pass efficiency defense, No. 23 in red zone defense, No. 27 in tackles for loss, No. 34 in scoring defense, No. 40 in total defense and No. 46 in rushing defense
- ▶ WVU has held its opponent to under 300 yards passing four times in 2015 and 12 times in the past 18 games
- ▶ After giving up 301 rushing yards to OU in 2014, the WVU defense held the Sooners to 107 rushing yards in 2015, second lowest
- ▶ Liberty was held to 92 yards rushing, the fifth time over the past two years that WVU has held its opponent under 100 yards rushing
- ▶ West Virginia held Oklahoma to 18.1 percent on third down attempts (2/11), keeping four of five 2015 opponents under 32 percent
- ▶ During the past two seasons, WVU has held its opponent to under 35 percent on third down 16 times; under 30 percent 10 times
- ▶ The WVU defense held Georgia Southern to only two pass completions
- ▶ The WVU defense forced Georgia Southern into three-and-outs on seven of 13 drives and Maryland on eight of 15 drives.

- ▶ For the season, WVU is tied for No. 10 nationally for the most times forcing its opponent to three-and-out (5.8)
- ▶ The WVU defense is only giving up 20.0 points per game, 16.2 first downs per game, 140.2 rushing yards per game, 202.0 passing yards and 342.2 total yards
- ▶ West Virginia had a season high nine tackles for loss against Maryland
- ▶ The defense held the Eagles to 29 passing yards, the fifth fewest passing yards allowed in school history
 1. 0 - Pitt (1981)
 2. 21 - Ohio (1987)
 3. 24 - Penn State (1980)
 4. 27 - Rutgers (2001)
- ▶ **5. 29 - Georgia Southern (2015)**
- ▶ WVU has held its opponent to under 400 yards of total offense nine times in the past two years
- ▶ The 224 yards given up by the defense against Georgia Southern is the fewest total yards given up since holding Kansas to 176 yards in 2014
- ▶ WVU has 13 interceptions in 2015, the most since having 14 in 2011
- ▶ WVU is the eighth college football team since 2000 to have 13 or more interceptions the first five games of the 2015 season
- ▶ The Mountaineers tied a school record, finishing with five interceptions against Maryland. WVU last had five INTs in a 28-20 win at Cincinnati in 1990.
- ▶ That also marked the fifth time in school history that WVU had five interceptions
- ▶ Nick Kwiatkoski leads WVU with 33 tackles and is tied for second with 4.5 tackles for loss
- ▶ Kwiatkoski is No. 14 in the Big 12 in tackles
- ▶ Senior safety Karl Joseph sustained a knee injury on Tuesday, Oct. 6 and is out for the season
- ▶ Joseph ranks No. 1 nationally in interceptions (5), No. 17 in passes defended and tied for No. 40 in fumbles recovered (1)
- ▶ Joseph is No. 1 in the Big 12 in interceptions, and No. 2 in passes defended and tied for No. 5 in fumbles recovered
- ▶ Joseph finished with three interceptions against Georgia Southern, pushing his career total to six. They were his first INTs since 2013.

Comparing the Two (Big 12 Statistics)

	WVU	Baylor
Scoring Offense	7	1
Rushing Offense	3	1
Scoring Defense	1	3
Rushing Defense	3	2
Passing Offense	6	3
Total Offense	4	1
Passes Had Intercepted	T5	T5
Pass Defense	3	5
Total Defense	3	2
Kickoff Returns	4	8
Punt Returns	7	8
Net Punting	4	1
Passing Efficiency	6	1
Turnover Margin	T1	T1
Interceptions	1	3
Pass Eff. Defense	1	5
First Downs	5	3
First Down Defense	1	T3
Third Down Conv.	6	2
Opponent Third Down	1	6
Fourth Down Conv.	3	4
Opponent Fourth Down	1	3
Sacks By	8	7
Sacks Against	9	3
Tackles for Loss	3	2
Tackles for Loss Allowed	10	3
Penalties	9	10
Possession Time	2	8
Punt Return Defense	10	1
Kickoff Return Defense	2	10
Turnovers Gained	1	3
Fumbles Gained	8	2
Red Zone Offense	7	4
Red Zone Defense	1	7

- ▶ Joseph is the first Mountaineer to nab three interceptions in a game since Vann Washington did so in a 52-16 win over Louisiana Tech on Oct. 29, 2004.
- ▶ It also marked the third time in the modern era that a player finished with three interceptions in one quarter (Mike Slater at Kentucky, 1969 - 4th quarter and Jack Eastwood at Miami, 1973 - 4th quarter)
- ▶ The six turnovers forced by WVU against Maryland were the most since the Mountaineers forced eight vs. Rutgers (2001)
- ▶ Shaq Petteway is the second-leading tackler for WVU with 23 and leads the team in sacks (2), has three tackles for loss and a PBU
- ▶ Petteway is No. 20 in the Big 12 in sacks
- ▶ Dravon Askew-Henry is third on the WVU defense with 22 tackles and has an interception and assisted on a tackle for loss
- ▶ Askew-Henry's second-quarter interception against Georgia Southern was the third of his career; tying him for No. 7 in the Big 12
- ▶ Jared Barber leads WVU with six tackles for loss, ranking him No. 11 in the Big 12 and No. 26 nationally
- ▶ Terrell Chestnut is tied for second on the team with two interceptions and has a team-leading six pass breakups
- ▶ Chestnut leads the Big 12 and is No. 13 in the nation in passes defended (1.6)
- ▶ KJ Dillon is tied for second on the defense with one interception and four PBU's, tied for No. 7 in the Big 12 for passes defended and tied for No. 6 in interceptions
- ▶ Dillon's first pick in 2015 came vs. Maryland-
- ▶ Daryl Worley is tied for second on the team for interceptions (2) and for pass breakups (4)



West Virginia Top Offensive Performances

Mountaineer Top Rushing Marks

1.	569	Washington & Lee	November 10, 1923
2.	536	East Carolina	September 28, 2002
3.	517	Connecticut	November 24, 2007
4.	478	East Carolina	September 4, 2004
5.	457	Syracuse	October 14, 2006
6.	458	Oklahoma	November 17, 2012
7.	451	Pitt	November 24, 2005
8.	446	Syracuse	October 30, 1993
	446	Rutgers	November 3, 2001
10.	437	Pitt	November 16, 2006
11.	427	Cincinnati	October 17, 1987
12.	397	East Carolina	September 22, 2007
13.	394	Eastern Washington	September 9, 2006
14.	382	Georgia	January 2, 2006
15.	379	Washington & Lee	November 10, 1923
	379	East Carolina	November 7, 1992
17.	378	Pitt	September 29, 1990
18.	376	West Virginia Wesleyan	October 1, 1938
	376	Louisville	November 22, 2008
20.	370	Cincinnati	October 21, 1989

Mountaineer Top Passing Marks

1.	656	Baylor	September 29, 2012
2.	511	Maryland	September 13, 2014
3.	469	UConn	October 8, 2011
4.	463	LSU	September 24, 2011
5.	452	Missouri	December 26, 1998
6.	448	James Madison	September 15, 2012
7.	431	Norfolk State	September 10, 2011
8.	416	Pitt	September 28, 1968
9.	410	Louisville	November 5, 2011

10.	409	Pitt	November 27, 1998
11.	407	Kansas	December 1, 2012
	407	Clemson	January 4, 2012
13.	401	Oklahoma State	November 10, 2012
14.	396	Pitt	October 15, 1994
15.	390	Purdue	September 2, 1995
16.	388	Maryland	September 17, 2011
17.	380	Miami	October 24, 1998
18.	376	Oklahoma	September 20, 2014
19.	372	Cincinnati	November 12, 2011
20.	371	Rutgers	November 9, 1996
21.	365	Boston College	October 5, 1996
	365	Alabama	August 31, 2014

Mountaineer Top Total Offense

1.	807	Baylor	September 29, 2012
2.	778	Oklahoma	November 17, 2012
3.	694	Maryland	September 13, 2014
4.	674	Washington & Lee	November 10, 1923
5.	655	Marshall	September 1, 2012
6.	654	Syracuse	October 30, 1993
7.	647	Kansas	December 1, 2012
8.	643	Bowling Green	October 1, 2011
9.	641	Pitt	October 2, 1965
	641	Pitt	November 16, 2006
11.	627	Rutgers	November 3, 2001
12.	624	Connecticut	November 24, 2007
13.	623	Pitt	November 27, 1999
14.	621	East Carolina	September 4, 2004
15.	614	Temple	November 13, 1993
16.	606	Towson	September 6, 2014
17.	604	Georgia State	September 14, 2013

Charting Mountaineer Players of the Week

Game	O-Champ	D-Champ	ST-Champ	O-Scout	D-Scout	Big 12
Georgia Southern	Skyler Howard	Karl Joseph	Josh Lambert	David Sills	David Long	Karl Joseph
Liberty	Tyler Orlosky	Al Rasheed-Benton	Nick Meadows	Deonte Glover	Adam Shuler	
Maryland	Wendell Smallwood	Terrell Chestnut	Nick O'Toole	D.L. Knock	Antonio Crawford	
at Oklahoma	None	None	None	None	None	
Oklahoma State	None	None	None	None	None	
at Baylor						
at TCU						
Texas Tech						
Texas						
at Kansas						
Iowa State						
at Kansas State						

West Virginia Bests

Rushing Yards569 vs. Washington & Lee 1923
Passing Yards656 vs. Baylor 2012
Total Yards807 vs. Baylor 2012
Total First Downs37 vs. Maryland 2015
Low Rushing Yards All-30 vs. Florida 1981
Low Passing Yards All0 vs. Pitt 1981
Low Total Yards Allowed-14 vs. Maryland 1919
Fewest First Downs All0 vs. Maryland 1919
Longest TD run96 vs. N. Illinois 1986
Longest Non-TD Run79 vs. Louisville 2008
Longest TD Reception96 vs. Penn State 1973
Longest Non-TD Reception84 vs. Miami 2003
Points (Game)92 vs. Marshall 1916
Victory Margin89 vs. Geneva 1951

West Virginia Bests - 2010 Decade

Rushing Yards458 vs. Oklahoma '12
Passing Yards659 vs. Baylor '12
Total Yards807 vs. Baylor '12
Total First Downs37 vs. Maryland '15
First Downs Rushing19 vs. Cincinnati '10
First Downs Passing23 vs. LSU '11
Low Rushing Yards All-10 vs. Maryland '10
Low Passing Yards All29 vs. Ga. Southern '14
Low Total Yards Allowed122 vs. Towson '14
Fewest First Downs All7 vs. Towson '14
Fewest 1st Downs Rushing All0 vs. Kansas St. '14
Fewest 1st Downs Passing All2 vs. KU '13, GSU '15
Longest TD run80 vs. Rutgers '11
Longest Non-TD Run70 vs. Marshall '12
Longest TD Reception87 vs. Baylor '12
Longest Non-TD Reception75 vs. Okla. St. '12
Points (Game)70 vs. Clemson '11, Baylor '12
Points (Half)49 vs. Clemson '11 (First Half)
Points (Qtr)35 vs. Clemson '11 (Second)
Victory Margin54 vs. Towson '14

West Virginia Bests - Holgorsen Era

Rushing Yards458 vs. Oklahoma '12
Passing Yards656 vs. Baylor '12
Total Yards807 vs. Baylor '12
Total First Downs37 vs. Maryland '15
First Downs Rushing15 vs. B. Green '11, MD '15
First Downs Passing23 vs. LSU '11
Low Rushing Allowed1 vs. Kansas State '14
Low Passing Yards Allowed29 vs. Ga. Southern '15
Low Total Yards Allowed122 vs. Towson '14
Fewest 1st Downs Allowed7 vs. Towson '14
Fewest 1st Downs Rushing All0 vs. Kansas St. '14
Fewest 1st Downs Passing All2 vs. KU '13, GSU '15
Longest TD run80 vs. Rutgers '11
Longest Non-TD Run70 vs. Marshall '12
Longest TD Reception87 vs. Baylor '12
Longest Non-TD Reception75 vs. Okla. St. '12
Points (Game)70 vs. Clemson '11, Baylor '12
Points (Half)49 (First Half) vs. Clemson '11
Points (Qtr)35 (Second) vs. Clemson '11
Victory Margin54 vs. Towson '14

2015 Big 12 Standings

	Big 12	Pct.	Overall	Pct.
Oklahoma State	3-0	1.000	6-0	1.000
TCU	3-0	1.000	6-0	1.000
Baylor	2-0	1.000	5-0	1.000
Oklahoma	1-1	.500	4-1	.800
Iowa State	1-1	.500	2-3	.400
Texas Tech	1-2	.333	4-2	.667
Texas	1-2	.333	2-4	.333
Kansas State	0-2	.000	3-2	.600
West Virginia	0-2	.000	3-2	.600
Kansas	0-2	.000	0-5	.000



Terrell **CHESTNUT**

KJ **DILLON**

Special Teams/Defensive Touchdowns Since 2000

2014

KJ Dillon 35 interception return vs. Texas A&M
 Terrell Chestnut 35 fumble recovery vs. TCU
 Dravon Henry 52 interception return at Oklahoma State
 Mario Alford 94 kickoff return vs. Kansas
 Mario Alford 100 kickoff return vs. Alabama

2013

Karl Joseph 38 fumble return vs. Iowa State
 Karl Joseph 0 fumble return at Baylor
 Darwin Cook 32 interception return at Baylor
 Ishmael Banks 58 interception return vs. Oklahoma State

2012

Tavon Austin 76 punt return vs. TCU
 Tavon Austin 100 kickoff return vs. Kansas State
 Doug Rigg 51 fumble return vs. Maryland
 Isaiah Bruce 43 fumble return vs. Marshall

2011

Darwin Cook 99 fumble return vs. Clemson
 Pat Miller 52 interception return at USF
 Tavon Austin 90 kickoff return at USF
 Julian Miller 0 fumble recovery at Cincinnati
 Terence Garvin 37 interception return at Maryland
 Tavon Austin 100 kickoff return vs. Marshall

2009

Sidney Glover 24 interception return at Rutgers
 Tavon Austin 98 kickoff return vs. UConn

2008

Morty Ivy 29 interception return vs. Villanova

2007

Reed Williams 0 fumble recovery vs. UConn
 Eric Wicks 44 fumble return vs. Louisville
 Keilen Dykes 19 interception return vs. Syracuse

2006

Vaughn Rivers 50 punt return vs. Mississippi State
 Darius Reynaud 96 kickoff return vs. Maryland

2005

Jamille Addae 40 interception return vs. Pitt
 Thandi Smith 1 punt return vs. Rutgers
 Antonio Lewis 77 punt return vs. East Carolina
 Eric Wicks 31 interception return vs. Syracuse

2004

Mike Lorello 21 interception return vs. Connecticut
 Eric Wicks 34 interception return vs. Virginia Tech
 Adam Lehnortt 21 fumble return vs. James Madison
 Adam Jones 76 punt return vs. East Carolina

2003

Lance Frazier 64 punt return vs. Temple
 Adam Jones 47 fumble return vs. Temple
 Adam Jones 49 interception return vs. Boston College
 Adam Jones 87 kickoff return vs. BC
 Joe Hunter 0 punt return vs. UCF

2002

Arthur Harrison 0 fumble recovery vs. East Carolina
 Angel Estrada 43 interception return vs. Rutgers

2001

Shawn Terry 100 kickoff return vs. Maryland
 Shawn Hackett 10 fumble return vs. Rutgers
 Shawn Hackett 50 interception return vs. Rutgers

2000

Grant Wiley 22 interception return vs. Boston College
 Shawn Hackett 41 interception return vs. Boston College
 Grant Wiley 15 interception return vs. Idaho
 Ben Meighan 36 fumble return vs. VT
 Shawn Terry 100 kickoff return vs. Syracuse
 Bryant 49 interception return vs. Rutgers
 Jason Davis 0 fumble return vs. East Carolina
 Shawn Terry 89 kickoff return vs. Pitt
 Lance Frazier 32 interception return vs. Pitt
 Shawn Terry 99 kickoff return vs. Ole Miss

Pronunciation Guide

LAST NAMES

Arndt (Darren/Justin).....like Yarn-dt
 Cajuste (Yodny).....ka-JUST
 Chugunov (Chris).....chug-uh-nov
 DePalma (John).....da-Palm-uh
 Durante (Jovon).....durr-rant
 Funderburke (DaeJuan).....like Thunder-burk
 Gross (Marvin).....Grose
 Kwiatkoski (Nick).....quit - Cowski
 Kyeremeh (Nana).....Ky-rum
 Lazard (Marcell).....Lah-zard
 Maduwesi (CJ).....mad-do-a-wessy
 Matteo (Tony).....muh-TAY-O
 Nwachukwu (Noble).....wah-Chew-coo
 Orlosky (Tyler).....or-Losk-E
 Pegues (Xavier).....pah-Geese
 Petteway (Shaq).....Pet-a-way
 Rumph (Rick).....rumf
 Seider (Ja'Shaun).....Sy-der
 Sharif (Khairi).....share-EEF

FIRST NAMES

Amanii (Brown).....ah-mon-E
 Daikiel (Shorts).....da-Keel
 DaJuan (Funderburke).....Dah-juan
 Deamonte (Lindsay).....Dee-a-monty
 Dontae (Angus).....Don-tay
 Dravon (Henry).....Dray-vaughn
 Hodari (Christian).....hoe-Darr-E
 Jaleel (Fields).....jah-leel
 Ja'Shaun (Seider).....Ja-Shaun
 Jovon (Durante).....Juh-vaughn
 Ka'Raun (White).....Cah-Ron
 Khairi (Shariff).....ka-harr-E
 Rasul (Douglas).....Ra-sewell
 Rushel (Shell).....rush-ell
 Tyrek (Cole).....tie-Reek
 Wendell (Smallwood).....when-Dell
 Xavier (Pegues).....X-zay-vee-err

Online Pronunciation Guide

► A pronunciation guide provided by TheNameEngine.com also can be found at WVUsports.com on the football roster page. To hear a pronunciation of these names, click on the ear icon beside the name and a correct pronunciation will be provided.

NFL Mountaineers

► There are 19 former Mountaineers on NFL rosters in 2015, playing for 12 different teams.



Shaq Riddick	Arizona Cardinals
Ryan Mundy	Chicago Bears
Kevin White	Chicago Bears
Mario Alford	Cincinnati Bengals
Will Clarke	Cincinnati Bengals
Adam Jones	Cincinnati Bengals
Don Barclay	Green Bay Packers
Pat McAfee	Indianapolis Colts
J.T. Thomas	New York Giants
Geno Smith	New York Jets
Terence Garvin	Pittsburgh Steelers
Will Johnson	Pittsburgh Steelers
Mark Glowinski	Seattle Seahawks
Bruce Irvin	Seattle Seahawks
Tavon Austin	St. Louis Rams
Stedman Bailey	St. Louis Rams
Charles Sims	Tampa Bay Buccaneers
Keith Tandy	Tampa Bay Buccaneers
Quinton Spain	Tennessee Titans



Mountaineer 250-Yard Passing Games



Skyler HOWARD

A/C/Yds	Name	Opponent	Date
45/51/656	Geno Smith	Baylor	9/29/2012
37/49/511	Clint Trickett	Maryland	9/13/2014
38/65/463	Geno Smith	LSU	9/24/2011
27/45/450	Geno Smith	Connecticut	10/8/2011
34/50/429	Marc Bulger	Missouri	12/26/98
27/37/416	Mike Sherwood	Pitt	9/28/68
34/39/411	Geno Smith	James Madison	9/15/2012
31/44/410	Geno Smith	Louisville	11/5/2011
26/37/409	Marc Bulger	Pitt	11/27/98
23/24/407	Geno Smith	Kansas	12/1/2012
32/43/407	Geno Smith	Clemson	1/4/2012
16/39/396	Chad Johnston	Pitt	10/15/94
22/35/390	Chad Johnston	Purdue	9/2/95
36/49/388	Geno Smith	Maryland	9/17/2011
32/43/380	Marc Bulger	Miami	10/24/98
25/41/376	Clint Trickett	Oklahoma	9/20/2014
29/43/372	Geno Smith	Cincinnati	11/12/2011
20/34/371	Geno Smith	Norfolk State	9/10/2011
29/45/365	Clint Trickett	Alabama	8/30/2014
36/54/364	Geno Smith	Oklahoma State	11/10/2012
34/48/360	Oliver Luck	Syracuse	11/21/81
16/25/359	Skyler Howard	Georgia Southern	9/5/2015
25/41/359	Ford Childress	Georgia State	9/14/2013
21/37/356	Clint Trickett	Iowa State	11/30/2012
24/36/354	Marc Bulger	Navy	10/3/98
18/31/354	Chad Johnston	Boston College	10/5/96
23/28/352	Geno Smith	Rutgers	12/4/2010
25/40/353	Marc Bulger	Georgia Tech	12/29/97
35/40/348	Clint Trickett	Towson	9/6/2014

A/C/Yds	Name	Opponent	Date
26/43/348	Marc Bulger	Pitt	11/28/97
20/45/346	Skyler Howard	Texas A&M	12/29/2014
32/48/346	Marc Bulger	Miami	10/30/99
21/37/341	Bernie Galiffa	Penn State	10/28/72
30/43/338	Geno Smith	Maryland	9/22/2012
24/41/338	Geno Smith	Syracuse	10/21/2011
24/31/334	Jarrett Brown	East Carolina	9/12/2009
16/21/334	Chad Johnston	Rutgers	11/4/95
32/26/332	Pat White	North Carolina	12/27/2008
30/20/331	Marc Bulger	Pitt	11/27/99
32/36/323	Geno Smith	Marshall	9/1/2012
23/35/322	Clint Trickett	Baylor	10/18/2014
17/37/321	Jeff Hostetler	Oklahoma	9/11/82
20/35/320	Geno Smith	Oklahoma	11/17/2012
18/28/320	Allen McCune	Pitt	10/2/65
15/21/318	Brad Lewis	Mississippi	12/28/2000
32/45/316	Geno Smith	Marshall	9/10/2010
20/25/314	Oliver Luck	Temple	11/8/80
18/37/314	Bernie Galiffa	Pitt	11/4/72
20/28/312	Marc Bulger	Boston College	11/21/98
24/50/309	Clint Trickett	Oklahoma State	9/28/2013
21/34/309	Dan Kendra	Villanova	10/29/77
23/41/308	Darren Studstill	Miami, Fla.	10/31/92
20/33/306	Mike Sherwood	East Carolina	11/7/70
20/35/302	Clint Trickett	Kansas	10/4/2014
28/44/301	Clint Trickett	Texas Tech	10/11/2014
13/19/298	Bernie Galiffa	Virginia	9/23/72
15/21/297	Major Harris	Boston College	10/22/88
15/18/296	Allen McCune	William & Mary	9/25/65
21/33/294	Skyler Howard	Maryland	9/26/2015
20/25/293	Marc Bulger	Maryland	9/19/98
28/45/293	Dan Kendra	Syracuse	11/25/75
17/25/291	Chad Johnston	Missouri	10/1/94
12/20/290	Brad Lewis	East Carolina	11/18/2000
27/34/286	Brad Lewis	Kent State	9/22/2001
21/40/285	Skyler Howard	Iowa State	11/29/2014
19/37/285	Jeff Hostetler	Maryland	9/18/82
17/31/281	Bernie Galiffa	Syracuse	11/20/71
16/30/280	Kevin White	TCU	12/31/84
31/52/279	Brad Lewis	Maryland	9/29/2001
17/28/279	Jeff Hostetler	Rutgers	11/12/83
30/56/278	Geno Smith	Texas Tech	10/13/2012
17/28/274	Darren Studstill	Temple	11/13/93
18/29/273	Jeff Hostetler	Penn State	10/22/83
14/25/271	Rasheed Marshall	Syracuse	11/22/2003
15/19/270	Jake Kelchner	Maryland	9/13/93
12/20/269	Oliver Luck	Colorado State	9/13/80
25/35/268	Geno Smith	Texas	10/6/2012
19/29/268	Geno Smith	Maryland	9/18/2010
25/41/267	Clint Trickett	TCU	11/2/2013
11/18/267	Bernie Galiffa	Syracuse	11/18/72
29/16/266	Marc Bulger	Temple	10/23/99
17/27/265	Oliver Luck	Virginia Tech	10/17/81
21/26/263	Skyler Howard	Liberty	9/12/2015
32/54/260	Geno Smith	TCU	11/3/2012
16/32/259	Paul Millard	Texas	11/9/2013
13/28/257	Scott McBrien	Pitt	11/24/2000
15/31/257	Marc Bulger	Syracuse	11/7/98
14/20/257	Marc Bulger	Temple	10/10/98
21/32/257	Oliver Luck	East Carolina	10/31/81
17/35/256	Dan Kendra	Boston College	10/16/76
27/43/254	Clint Trickett	Texas Tech	10/19/2013
19/30/254	Richard Longfellow	Boston U.	10/11/58
21/36/253	Marc Bulger	Tulsa	9/26/98
13/31/252	Scott McBrien	Notre Dame	10/21/2000
12/23/250	Major Harris	Pitt	9/30/89
19/37/250	Jeff Hostetler	Penn State	10/23/82

Mountaineer 100-Yard Receivers

Name	Yards/Catches	Team/Year	Name	Yards/Catches	Team/Year
Stedman Bailey	303/13	Baylor/2012	Tavon Austin	123/12	Clemson/2012
Stedman Bailey	225/14	Oklahoma State/2012	Chris Henry	123/5	UCF/2003
Kevin White	215/13	Maryland/2014	Zach Abraham	122/3	Temple/1994
Mario Alford	215/8	Iowa State/2013	Tavon Austin	122/11	Maryland/2011
Tavon Austin	215/14	Baylor/2012	Jovon Durante	121/3	Georgia Southern/2015
Chris Henry	209/6	Syracuse/2003	Stedman Bailey	121/8	Syracuse/2012
Pat Greene	205/12	Pitt/1997	Tavon Austin	121/6	Rutgers/2010
Stedman Bailey	205/13	Oklahoma/2012	Ross Herron	121/7	Western Reserve/1950
Rahsaan Vanterpool	205/9	Pitt/1994	Chris Henry	119/4	Rutgers/2004
David Saunders	191/8	Boston College/1996	Shelton Gibson	118/6	Maryland/2015
Calvin Phillips	190/5	Cal-Fullerton/1988	Stedman Bailey	118/8	Louisville/2011
Oscar Patrick	190/10	Penn State/1968	Chris Henry	118/8	Boston College/2004
Shawn Foreman	189/11	Missouri/1998	Bob Dunlevy	118/4	Syracuse/1965
Tavon Austin	187/11	LSU/2011	Travis Garvin	117/3	Virginia Tech/2003
Zach Abraham	180/6	Pitt/1994	Phil Braxton	117/3	Pitt/2000
Tavon Austin	179/13	Maryland/2012	Antonio Brown	116/8	Kent State/2001
Antonio Brown	179/6	East Carolina/2000	Stedman Bailey	115/8	LSU/2011
Stedman Bailey	178/7	Connecticut/2011	Jock Sanders	115/12	Auburn/2009
David Saunders	178/11	Rutgers/1996	Shawn Foreman	115/5	Pitt/1998
Chris Henry	176/4	Rutgers/2003	Rahsaan Vanterpool	115/10	Ball State/1994
Kevin White	173/10	Oklahoma/2014	Steve Lewis	115/5	California/1978
Stedman Bailey	173/13	James Madison/2012	Danny Buggs	115/5	Pitt/1972
Mike Baker	172/8	Rutgers/1993	Tom Yeater	115/3	Oregon State/1962
Shawn Foreman	164/6	Rutgers/1996	J.D. Woods	114/13	Baylor/2012
Stedman Bailey	159/11	Kansas/2012	Calvin Phillips	114/4	Penn State/1988
Antonio Brown	156/6	Ole Miss/2000	Tavon Austin	113/11	James Madison/2012
Shawn Foreman	158/9	Miami/1998	Stedman Bailey	113/8	Maryland/2011
Khori Ivy	155/7	Temple/2000	Khori Ivy	113/6	Pitt/1998
Shawn Foreman	153/10	Boston College/1997	David Saunders	113/7	Syracuse/1996
Rahsaan Vanterpool	152/9	Boston College/1996	John Talley	113/4	Syracuse/1987
Willie Drewrey	152/6	TCU/1984	Oscar Patrick	113/7	Virginia Tech/1968
Gary Mullen	152/7	Virginia/1984	Oscar Patrick	113/5	Penn State/1967
Danny Buggs	151/6	Illinois/1973	Stedman Bailey	112/4	Bowling Green/2011
Lovett Purnell	149/8	Purdue/1995	Steve Lewis	112/7	Colorado State/1978
David Saunders	149/8	Rutgers/1995	Rahsaan Vanterpool	111/3	Louisiana Tech/1994
Rich Hollins	148/6	Virginia Tech/1981	Ed Hill	111/4	Temple/1993
Rich Hollins	148/8	Maryland/1981	Danny Buggs	111/4	Boston College/1973
Reggie Rembert	145/5	Pitt/1989	Oscar Patrick	111/7	Villanova/1968
Kevin White	143/9	Alabama/2014	Tavon Austin	111/4	Kansas/2012
Khori Ivy	142/9	Miami/1999	Darius Reynaud	110/5	East Carolina/2006
Cedric Thomas	142/7	Temple/1980	David Saunders	110/6	Syracuse/1998
Darrell Miller	141/8	Virginia/1981	Shawn Foreman	110/12	Georgia Tech/1997
Danny Buggs	140/6	William & Mary/1972	Rahsaan Vanterpool	110/8	Purdue/1996
Jerry Porter	139/3	Pitt/1999	Scott MacDonald	110/5	N.C. State/1975
Bob Dunlevy	139/5	William & Mary/1965	Jordan Thompson	109/6	Texas Tech/2014
Milt Clegg	139/8	Syracuse/1964	Devon Brown	109/4	Norfolk State/2011
Jim Braxton	138/5	East Carolina/1970	Jay Kearney	109/5	Penn State/1992
Terry Fairbanks	138/4	Boston U./1958	Rich Hollins	109/4	Maryland/1983
Mario Alford	136/7	Oklahoma State/2014	Oscar Patrick	109/5	Richmond/1968
Rahsaan Vanterpool	135/6	Temple/1995	Oscar Patrick	109/5	Villanova/1967
James Jett	135/5	Cincinnati/1990	Phil Braxton	108/2	Pitt/2002
Darius Reynaud	134/9	Marshall/2007	Phil Braxton	108/4	Virginia/2002
Lovett Purnell	134/3	Rutgers/1995	Antonio Brown	108/10	Maryland/2001
Reggie Rembert	134/5	Ball State/1989	Zach Abraham	107/7	South Carolina/1994
Kevin White	132/16	Texas/2014	Tavon Austin	106/7	Maryland/2010
Kevin White	132/8	Baylor/2014	Miquelle Henderson	106/5	Wisconsin/2002
Kevin White	132/6	Kansas/2014	Jay Kearney	106/4	Rutgers/1993
Chris Henry	132/5	Boston College/2003	Jay Kearney	106/5	Boston College/1993
Marshall Mills	132/7	Virginia/1972	Harvey Smith	106/4	Syracuse/1985
Mario Alford	131/11	Maryland/2014	Charles Becca	106/3	Temple/1948
Ivan McCartney	131/6	Connecticut/2011	Miquelle Henderson	105/8	Cincinnati/2002
Shelton Gibson	130/3	Georgia Southern/2015	Anthony Becht	105/5	East Carolina/1999
Kevin White	130/7	Baylor/2013	David Saunders	105/8	East Carolina/1996
Stedman Bailey	130/7	Syracuse/2011	Randy Swinson	105/7	Penn State/1977
Steve Slaton	130/6	Pitt/2006	Stedman Bailey	104/9	Marshall/2012
David Saunders	130/9	North Carolina/1996	Stedman Bailey	104/6	Cincinnati/2011
David Saunders	130/6	Purdue/1995	Jay Kearney	104/3	Maryland/1993
Ed Hill	130/9	Miami/1992	Reggie Rembert	104/5	Syracuse/1989
Cedric Thomas	130/7	Villanova/1977	John Talley	104/7	Syracuse/1986
Kevin White	129/7	Texas A&M/2014	Danny Buggs	103/8	Temple/1974
Greg Dykes	128/5	South Carolina/1989	Tavon Austin	102/10	Texas/2012
Tavon Austin	126/9	Cincinnati/2011	James Jett	102/5	Maryland/1990
Shawn Foreman	126/7	East Carolina/1997	Tavon Austin	102/10	Pitt/2011
Mike Baker	126/8	Maryland/1993	Mario Alford	101/7	Oklahoma/2014
Danny Buggs	126/7	Penn State/1972	Kevin White	101/10	Towson/2014
Bill Marker	126/5	Penn State/1953	Ivan McCartney	101/8	Maryland/2011
Jay Kearney	125/3	Missouri/1993	David Saunders	101/5	Temple/1998
Cedric Thomas	125/3	Colorado State/1980	James Jett	101/3	Louisiana Tech/1992
Nate Stephens	125/5	William & Mary/1971	Tavon Austin	101/11	TCU/2012
Jerry Porter	124/4	Georgia Tech/1997	Rich Hollins	101/3	Oklahoma/1982
Kevin White	123/13	Texas Tech/2014	Steve Lewis	101/5	Boston College/1976
			Richard Rader	101/3	Pitt/1965
			Darrell Miller	100/5	Florida State/1982
			Brad Starks	100/4	UNLV/2010



West Virginia Depth Chart

Career Games Played/Starts

	GP/GS	2015	2014	2013	2012
Cody Clay, r-Sr., TE/FB/WR	43/24	5/2	13/7	12/9	13/6
^Shaq Petteway, r-Sr., S/LB	43/6	5/5	13/1	0/0	13/0
Kyle Rose, r-Sr., DL	43/25	5/5	13/13	12/6	13/1
Karl Joseph, Sr., S	42/42	4/4	13/13	12/12	13/13
John DePalma, Sr., LS	42/0	4/0	13/0	12/0	13/0
Isaiah Bruce, r-Sr., LB	42/20	5/0	13/1	11/7	13/12
Jordan Thompson, Sr., WR	41/15	5/2	13/9	10/2	13/2
KJ Dillon, Sr., S	40/21	5/5	13/12	9/4	13/0
Nick Kwiatkowski, r-Sr., LB	40/29	5/5	13/13	10/10	12/1
KJ Myers, r-Sr., WR	38/2	5/0	12/0	12/2	9/0
Eric Kinsey, Sr., DL	37/4	5/0	9/0	10/3	13/1
*Jared Barber, r-Sr., LB	36/17	4/4	0/0	10/7	10/4
Rick Rumph, Sr., CB	36/0	5/0	13/0	9/0	9/0
Terrell Chestnut, r-Sr., CB	33/20	5/5	12/12	10/0	6/3
Christian Brown, r-Jr., DL	32/6	5/5	12/1	4/0	11/0
Jarrod Harper, r-Jr. S	30/1	5/1	13/0	12/0	--
Nick O'Toole, Sr., P	30/0	5/0	13/0	12/0	--
Daikiel Shorts, Jr., WR	30/16	5/4	13/4	12/9	--
Wendell Smallwood, Jr., RB	30/14	5/4	13/9	12/1	--
Josh Lambert, r-Jr., K	29/0	5/0	13/0	11/0	--
Marquis Lucas, r-Sr., OL	29/22	5/5	13/13	10/4	1/0
Tyler Orlosky, r-Jr., OL	29/21	5/5	13/13	11/3	--
Justin Arndt, r-Jr., LB	27/0	5/0	13/0	9/0	--
Noble Nwachukwu, r-Jr., DL	27/18	5/5	13/13	9/0	--
Daryl Worley, Jr., CB	27/21	5/5	11/11	11/5	--
Adam Pankey, r-Jr., OL	26/18	5/5	13/13	8/0	--
Jeremy Tyler, Jr., S	26/1	5/0	13/0	8/1	--
Sean Walters, r-Jr., LB	23/0	5/0	6/0	12/0	--
Nana Kyeremeh, r-Jr., CB	22/1	5/0	4/0	0/0	13/1
Devonte Mathis, r-Jr., WR	20/1	4/1	8/0	8/0	--
Al-Rasheed Benton, r-So., LB	18/1	5/1	13/0	--	--
Dravon Askew-Henry, So., S	18/18	5/5	13/13	--	--
Vernon Davis, r-Jr., WR	17/0	1/0	10/0	6/0	--
Edward Muldrow, Sr., LB	17/8	4/0	13/8	--	--
Rushel Shell, r-Jr., RB	17/10	5/2	12/8	--	--
Elijah Wellman, r-So., RB/TE/FB	17/2	5/2	12/0	--	--
Shelton Gibson, r-So., WR	17/5	5/5	12/0	--	--
Darrien Howard, Sr., DL	17/0	5/0	8/0	4/0	--
Marvin Gross, r-So., LB	16/0	5/0	0/0	11/0	--
Xavier Preston, So., LB	14/0	5/0	9/0	--	--
Jon Lewis, r-So., DL	11/0	3/0	8/0	--	--
Grant Lingafelter, r-So., OL	10/0	5/0	5/0	--	--
Tony Matteo, r-Jr., OL	10/1	5/0	5/1	--	--
Stone Underwood, r-Sr., OL	9/0	5/0	4/0	--	--
Skyler Howard, Jr., QB	9/7	5/5	4/2	--	--
Darren Arndt, r-Sr., DL	7/0	5/0	1/0	1/0	--
Marcell Lazard, r-So., OL	7/0	5/0	2/0	--	--
Mike Molina, r-So., K	5/0	3/0	2/0	--	--
William Crest, Jr., r-Fr., QB	5/0	4/0	1/0	--	--
Kyle Bosch, r-So., OL	5/5	5/5	--	--	--
Yodny Cajuste, r-Fr., OL	5/5	5/5	--	--	--
Jovon Durante, Fr., WR	5/4	5/4	--	--	--
Gary Jennings, Fr., WR	5/0	5/0	--	--	--
Larry Jefferson, Jr., DL	5/0	5/0	--	--	--
Khairi Shariff, r-Jr., CB	5/0	5/0	--	--	--
Hodari Christian, r-So., LB	4/0	2/0	2/0	--	--
Amanii Brown, r-Fr., OL	3/0	3/0	--	--	--
Shane Commodore, r-Fr., S	3/0	3/0	--	--	--
Nick Meadows, r-So., LS	3/0	2/0	1/0	--	--
Donte Thomas-Williams, r-Fr., RB	3/0	3/0	--	--	--
Ka'Raun White, r-So., WR	3/0	3/0	--	--	--
Rasul Douglas, Jr., CB	3/0	3/0	--	--	--
Jonathan Haynes, r-Fr., OL	3/0	3/0	--	--	--
Jaleel Fields, r-Fr., DL	2/0	2/0	--	--	--
CJ Maduewesi, r-Fr., DL	2/0	2/0	--	--	--
Sylvester Townes, r-Jr., OL	2/0	2/0	--	--	--
Jacky Marcellus, r-So., RB	2/0	2/0	--	--	--

*Includes 2011 for Jared Barber (12/2)

^Includes 2011 for Shaq Petteway (13/0)

Offense

Position	No.	Name	Ht.	Wt.	Cl.	GP	GS	Hometown
WR (X)	1	Shelton Gibson	5-11	192	r-So.	17	5	Cleveland, Ohio
	12	Gary Jennings	6-1	206	Fr.	5	0	Stafford, Va.
LT	55	Yodny Cajuste	6-5	295	r-Fr.	5	5	Miami, Fla.
	66	Jonathan Haynes	6-5	310	r-Fr.	3	0	Bowie, Md.
LG	57	Adam Pankey	6-5	312	r-Jr.	26	18	Hamilton, Ohio
	56	Grant Lingafelter	6-5	314	r-So.	10	0	Chagrin Falls, Ohio
C	65	Tyler Orlosky	6-4	296	r-Jr.	29	21	Cleveland, Ohio
	59	Stone Underwood	6-4	298	r-Sr.	9	0	Brookhaven, Miss.
RG	*62	Kyle Bosch	6-5	310	r-So.	11	8	St. Charles, Ill.
	70	Tony Matteo	6-4	294	r-Jr.	10	1	Clinton, Ohio
RT	78	Marquis Lucas	6-4	315	r-Sr.	29	22	Miami, Fla.
	77	Marcell Lazard	6-5	306	r-So.	7	0	Bloomfield, N.J.
IR (Y)	6	Daikiel Shorts Jr.	6-1	201	Jr.	30	16	Clayton, N.J.
	10	Jordan Thompson	5-7	175	Sr.	41	15	Katy, Texas
WR (Z)	5	Jovon Durante	6-0	165	Fr.	5	4	Hollywood, Fla.
	82	Devonte Mathis	6-1	209	r-Jr.	20	1	Miami, Fla.
	2	Ka'Raun White	6-1	198	r-So.	3	0	Macungie, Pa.
QB	3	Skyler Howard	6-0	206	Jr.	9	7	Fort Worth, Texas
	16	William Crest Jr.	6-2	212	r-Fr.	5	0	Baltimore, Md.
	11	Chris Chugunov	6-1	201	Fr.	0	0	Skillman, N.J.
TE/H	88	Cody Clay	6-4	262	r-Fr.	43	24	Alum Creek, W.Va.
	89	Darren Arndt	6-3	244	r-Sr.	7	0	Martinsburg, W.Va.
RB	7	Rushel Shell	5-10	224	r-Jr.	17	10	Hopewell, Pa.
	28	Elijah Wellman	6-2	234	So.	17	2	Huntington, W.Va.
HB	4	Wendell Smallwood	5-11	202	Jr.	30	14	Wilmington, Del.
	8	Donte Thomas-Williams	6-1	218	r-Fr.	3	0	Durham, N.C.

Defense

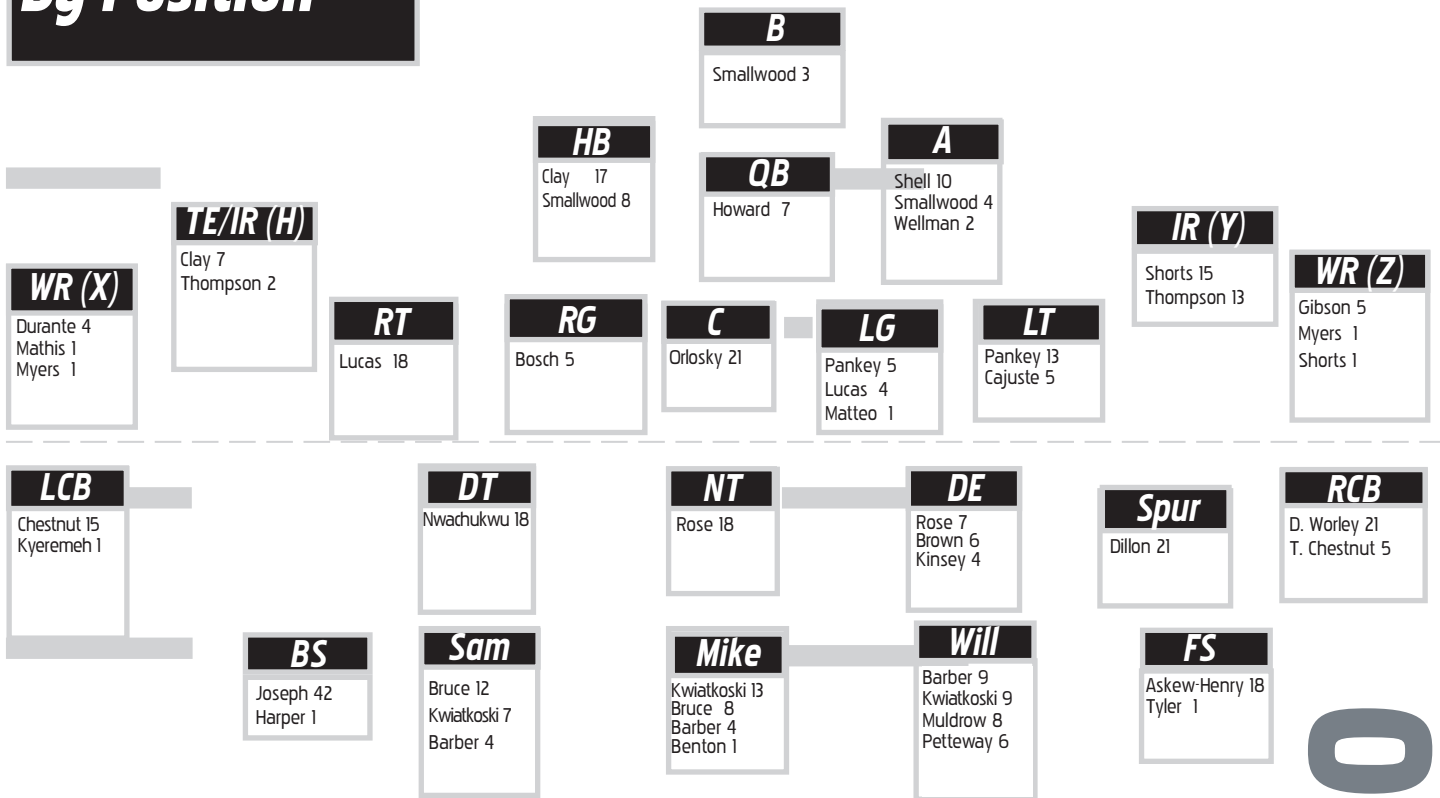
Position	No.	Name	Ht.	Wt.	Cl.	GP	GS	Hometown
DE	95	Christian Brown	6-2	290	r-Jr.	32	6	Fort Myers, Fla.
	45	Eric Kinsey	6-3	280	Sr.	37	4	Miami, Fla.
NT	93	Kyle Rose	6-4	295	r-Sr.	43	25	Centerville, Ohio
	49	Darrien Howard	6-1	300	Jr.	17	0	Dayton, Ohio
DE	97	Noble Nwachukwu	6-2	271	r-Jr.	27	18	Wylie, Texas
	92	Jon Lewis	6-3	270	r-So.	11	0	Morgantown, W.Va.
SAM	35	Nick Kwiatkoski	6-2	238	r-Sr.	40	29	Bethel Park, Pa.
	5	Xavier Preston	6-2	236	So.	14	0	Stuart, Fla.
	31	Isaiah Bruce	6-1	238	r-Sr.	42	20	Jacksonville, Fla.
MIKE	42	Jared Barber	6-0	232	r-Sr.	36	17	Mocksville, N.C.
	17	Al-Rasheed Benton	6-1	235	r-So.	18	1	Newark, N.J.
	30	Justin Arndt	5-11	210	r-Jr.	27	0	Martinsburg, W.Va.
WILL	36	Shaq Petteway	6-0	232	r-Sr.	43	6	Steubenville, Ohio
	20	Edward Muldrow III	6-3	210	Sr.	17	8	Snellville, Ga.
CB	7	Daryl Worley	6-1	202	Jr.	27	21	Philadelphia, Pa.
	3	Rick Rumph III	5-11	185	Sr.	36	0	Daytona Beach, Fla.
FS	6	Dravon Askew-Henry	5-11	202	So.	18	18	Aliquippa, Pa.
	38	Shane Commodore	6-0	208	r-So.	3	0	Morgantown, W.Va.
SPUR	9	KJ Dillon	6-1	209	Sr.	40	21	Apopka, Fla.
	24	Jeremy Tyler	5-11	206	Jr.	26	1	Lithonia, Ga.
BS	22	Jarrod Harper	6-1	211	r-Jr.	30	1	Frostburg, Md.
or	24	Jeremy Tyler	5-11	206	Jr.	26	1	Lithonia, Ga.
CB	16	Terrell Chestnut	5-11	193	r-Sr.	33	20	Pottstown, Pa.
	14	Nana Kyeremeh	5-11	192	r-Jr.	22	1	Worthington, Ohio

Special Teams

Position	No.	Name	Ht.	Wt.	Cl.	GP	GS	Hometown
K	86	Josh Lambert	5-11	212	r-Jr.	29	0	Garland, Texas
	48	Mike Molina	5-8	176	r-So.	5	0	Hurricane, W.Va.
P	91	Nick O'Toole	6-3	216	Sr.	30	0	Corona, Calif.
	15	Billy Kinney	6-4	206	r-Fr.	0	0	Morgantown, W.Va.
LS	87	John DePalma	6-6	252	Sr.	42	0	Cumming, Ga.
	46	Nick Meadows	5-11	232	r-So.	3	0	Princeton, W.Va.
H	91	Nick O'Toole	6-3	216	Sr.	30	0	Corona, Calif.
	15	Billy Kinney	6-4	206	r-Fr.	0	0	Morgantown, W.Va.
KO	91	Nick O'Toole	6-3	216	Sr.	30	0	Corona, Calif.
	48	Mike Molina	5-8	176	r-So.	5	0	Hurricane, W.Va.
PR	9	KJ Dillon	6-1	209	Sr.	40	0	Apopka, Fla.
	12	Gary Jennings	6-1	206	Fr.	5	0	Stafford, Va.
KR	5	Jovon Durante	6-0	165	Fr.	5	0	Hollywood, Fla.
	9	KJ Dillon	6-1	209	Sr.	40	0	Apopka, Fla.

* - Bosch's Games Played/Started include Michigan numbers (6/3)

Career Starts By Position



2015 Offense Game-By-Game Starters

Game	WR (X)	TE/IR (H)	IR (Y)	WR (Z)	LT	LG	C	RG	RT	HB	RB	QB
Georgia Southern	Durante	---	Shorts	Gibson	Cajuste	Pankey	Orlosky	Bosch	Lucas	Smallwood	Shell	Howard
Liberty	Durante	Thompson	Shorts	Gibson	Cajuste	Pankey	Orlosky	Bosch	Lucas	Smallwood	---	Howard
Maryland	Mathis	Clay	Shorts	Gibson	Cajuste	Pankey	Orlosky	Bosch	Lucas	Smallwood	---	Howard
Oklahoma	Durante	Thompson	---	Gibson	Cajuste	Pankey	Orlosky	Bosch	Lucas	Smallwood	Wellman	Howard
Oklahoma State	Durante	Clay	---	Gibson	Cajuste	Pankey	Orlosky	Bosch	Lucas	Shell	Wellman	Howard
Baylor												
TCU												
Texas Tech												
Texas												
Kansas												
Iowa State												
Kansas State												

2015 Defense Game-By-Game Starters

Game	DE	NT	DE	Sam	Mike	Will	Spur	CB	FS	BS	CB
Georgia Southern	Brown	Rose	Nwachukwu	Kwiatkoski	Barber	Petteway	Dillon	Worley	Askew-Henry	Joseph	Chestnut
Liberty	Brown	Rose	Nwachukwu	Kwiatkoski	Benton	Petteway	Dillon	Worley	Askew-Henry	Joseph	Chestnut
Maryland	Brown	Rose	Nwachukwu	Kwiatkoski	Barber	Petteway	Dillon	Worley	Askew-Henry	Joseph	Chestnut
Oklahoma	Brown	Rose	Nwachukwu	Kwiatkoski	Barber	Petteway	Dillon	Worley	Askew-Henry	Joseph	Chestnut
Oklahoma State	Brown	Rose	Nwachukwu	Kwiatkoski	Barber	Petteway	Dillon	Worley	Askew-Henry	Harper	Chestnut
Baylor											
TCU											
Texas Tech											
Texas											
Kansas											
Iowa State											
Kansas State											



Record Under Holgorsen

overall.....	31-25
playing at home.....	18-12
playing on the road.....	11-9
playing at a neutral site.....	2-4
vs. ranked opponents.....	6-12
in bowl games.....	1-2
in overtime.....	1-4
more than 7 days to prepare.....	11-8
in August.....	1-1
in September.....	14-4
in October.....	8-8
in November.....	5-10
in December.....	2-2
in January.....	1-0
outrushing opponent.....	20-6
when rushing for 200 yards.....	12-4
when rushing for 300 yards.....	3-1
outrushed by opponent.....	11-19
outpassing opponent.....	24-13
when passing for 300 yards.....	19-10
when passing for 400 yards.....	7-3
when passing for 500 yards.....	2-0
when passing for 600 yards.....	1-0
outpassed by opponent.....	7-12
when allowing 200 yards passing.....	18-19
when allowing 250 yards passing.....	12-14
when allowing 300+ yards passing.....	6-8
more total offense than opponent.....	26-9
when having 400+ total offense.....	25-13
when having 500+ total offense.....	16-5
when having 600+ total offense.....	7-1
when having 700+ total offense.....	1-1
when having 800+ total offense.....	1-0
same total offense as opponent.....	1-0
less total offense than opponent.....	4-16
when allowing 400+ total offense.....	12-18
when allowing 500+ total offense.....	2-9
committing fewer turnovers.....	13-6
committing more turnovers.....	9-16
turnovers are even.....	9-3
0-30:00 of time of possession.....	17-18
30:01-plus of time of possession.....	14-9
scoring first.....	21-7
opponent scores first.....	10-18
leading after the 1st quarter.....	17-7
trailing after the 1st quarter.....	9-17
tied after the 1st quarter.....	5-1
leading at halftime.....	23-5
trailing at halftime.....	7-17
tied at halftime.....	1-3
leading after the 3rd quarter.....	23-4
trailing after the 3rd quarter.....	6-21
tied after the 3rd quarter.....	2-0
scoring 0-10 points.....	31-25
scoring 11-20 points.....	31-23
scoring 21-30 points.....	30-18
scoring 31-40 points.....	28-9
scoring 41-plus points.....	16-3
opponent scores 0-10 points.....	31-25
opponent scores 11-20 points.....	24-25
opponent scores 21-30 points.....	16-24
opponent scores 31-40 points.....	8-24
opponent scores 41-plus points.....	2-12
individual 100-yard rusher.....	14-5
opponent 100-yard rusher.....	9-11
opponent less than 100-yards rushing.....	9-1
individual 1 100-yard receiver.....	21-13
individual 2 100-yard receivers.....	9-2
individual 3 100-yard receivers.....	2-0
opponent 100-yard receiver.....	10-13
individual 300-yard passer.....	17-11
individual 400-yard passer.....	5-2

West Virginia Head Coach Dana Holgorsen - Fifth Year



Coaching Highlights

West Virginia

- ▶ Has six wins over Top 25 opponents in his four-year tenure at WVU
- ▶ Had 12 players earn All-American honors
- ▶ Four players drafted in the 2015 NFL Draft - Kevin White, taken with the seventh pick of the first round by the Chicago Bears; Mark Glowsinski (4th round, Seattle), Shaq Riddick (5th, Arizona) and Mario Alford (7th, Cincinnati)
- ▶ Had 12 players drafted in four years at WVU, including seven taken in the top three rounds
- ▶ Three first NFL round draft picks in the past four years, one of only 11 schools to accomplish that feat
- ▶ Big 12 Conference's only school to have at least one first round draft pick each year in three of four years
- ▶ Four wide receivers drafted since 2012, most of any school in the country during that time
- ▶ Since becoming offensive coordinator at Texas Tech in 2005, his offenses have averaged an astounding 38.0 points per game over that 10-year period
- ▶ His passing offenses and total offensive output have ranked in the Top 10 nationally all but one year during the 10-year span
- ▶ His former pupils have earned 10 national awards and also have 10 earn finalist honors
- ▶ Had eight quarterbacks pass for 4,000 or more yards and throw for 30 or more touchdowns in a season
- ▶ Had 14 receivers finish with 1,000 or more yards in a season, including 10 of them finish with 90 or more receptions and 12 finish with 90 or more receptions and 12 finish with double figure TD receptions in a season

2015

- ▶ Fifth year as the head coach at West Virginia University, and is leading the Mountaineers into their fourth year of membership in the Big 12 Conference
- ▶ Holgorsen's 31 wins puts him in sixth place on the all-time WVU coaching win list; needs 12 more to move past Bobby Bowden into fifth place
- ▶ Led Mountaineers to a Top 25 national ranking for the fourth year, reaching as high as No. 21 in the Coaches' Poll

2014

- ▶ Finished with a 7-6 overall record and a 5-4 record in Big 12 play, tying for fourth place, WVU's highest league finish in the Big 12
- ▶ Led the Mountaineers to a Liberty Bowl berth, his third bowl appearance in four seasons at WVU
- ▶ Four Mountaineers earned 28 All-America honors.
- ▶ WVU had four players named to the coaches' All-Big 12 teams and five players selected to the Associated Press team
- ▶ Kevin White was a finalist for the Fred Biletnikoff Award and a semifinalist for the Maxwell Award.
- ▶ White was No. 6 nationally in receptions per game, receiving yards, No. 8 in receiving yards per game and No. 19 in receiving touchdowns.
- ▶ White was the third Mountaineer to finish with more than 100 receptions in a season and the eighth to have 1,000 or more receiving yards.
- ▶ White's 109 receptions were third most in the nation and his 1,447 yards were sixth most
- ▶ Three receivers have had seven straight 100-yard receiving performances since 2000, Michael Crabtree, Justin Blackmon and Kevin White, all three coached by Holgorsen.
- ▶ Kickoff returner Mario Alford was No. 8 nationally in kickoff return yards per game.
- ▶ Josh Lambert was a finalist for the Lou Groza Award, college football's top kicker
- ▶ Lambert finished No. 1 nationally in field goals per game and No. 8 in scoring
- ▶ Lambert set the NCAA record for most field goals made of 40 yards or more in a season (16) and tied the mark for games with the most multiple field goals (10).
- ▶ Lambert's 30 field goals made in the season tied the school record for most made in a season and was the most made in the nation.
- ▶ Clint Trickett was a semifinalist for the Davey O'Brien Award
- ▶ Trickett was No. 6 in the nation in completions per game, No. 10 in passing yards per game, No. 11 in completion percentage, No. 21 in total offense, No. 22 in passing yards, No. 33 in passing efficiency and No. 54 in passing touchdowns.
- ▶ Trickett was the third Mountaineer to finish with more than 3,000 yards passing in a season.
- ▶ Shaq Riddick was named the Big 12 Conference Defensive Newcomer of the Year
- ▶ Defeated No. 4 Baylor for his sixth win over a Top 25 and first over a Top 10 team

West Virginia Head Coach Dana Holgorsen - Fifth Year

Year	School	Position	Record
2015	West Virginia	Head Coach	3-2
2014	West Virginia	Head Coach	7-6
		<i>Liberty Bowl</i>	
2013	West Virginia	Head Coach	4-8
2012	West Virginia	Head Coach	7-6
		<i>Pinstripe Bowl</i>	
2011	West Virginia	Head Coach	10-3
		<i>Big East Champions</i>	
		<i>Orange Bowl Champions</i>	
2010	Oklahoma State	Offensive Coordinator/Quarterbacks	11-2
		<i>Alamo Bowl Champions</i>	
2009	Houston	Offensive Coordinator/Quarterbacks	10-4
		<i>Armed Forces Bowl</i>	
2008	Houston	Offensive Coordinator/Quarterbacks	8-5
		<i>Armed Forces Bowl Champions</i>	
2007	Texas Tech	Co-Offensive Coordinator/Inside Receivers	9-4
		<i>Gator Bowl Champions</i>	
2006	Texas Tech	Co-Offensive Coordinator/Inside Receivers	8-5
		<i>Insight.com Bowl Champions</i>	
2005	Texas Tech	Co-Offensive Coordinator/Inside Receivers	9-3
		<i>Cotton Bowl</i>	
2004	Texas Tech	Inside Receivers	8-4
		<i>Holiday Bowl Champions</i>	
2003	Texas Tech	Inside Receivers	8-5
		<i>Houston Bowl Champions</i>	
2002	Texas Tech	Inside Receivers	9-5
		<i>Tangerine Bowl Champions</i>	
2001	Texas Tech	Inside Receivers	7-5
		<i>Alamo Bowl</i>	
2000	Texas Tech	Inside Receivers	7-6
		<i>Galleryfurniture.com Bowl</i>	
1999	Wingate	Quarterbacks/Wide Receivers	3-8
1998	Mississippi College	Quarterbacks/Wide Receivers /Special Teams	4-6
1997	Mississippi College	Quarterbacks/Wide Receivers /Special Teams	8-2
		<i>American Southwest Conference Champions</i>	
1996	Mississippi College	Quarterbacks/Wide Receivers /Special Teams	4-8
1995	Valdosta State	Quarterbacks/Wide Receivers /Special Teams	6-5
1994	Valdosta State	Quarterbacks/Wide Receivers /Special Teams	11-2
		<i>NCAA II National Quarterfinalist</i>	
1993	Valdosta State	Quarterbacks/Wide Receivers /Special Teams	8-3
Holgorsen Totals - at West Virginia - 31-25 Overall - 31-25 (Fifth Season)			

2013

- ▶ Defeated No. 11 Oklahoma State for his fifth win over a Top 25 team at WVU
- ▶ Had six players earn All-Big 12 Conference honors, including Charles Sims who was a first-team selection
- ▶ Sims also was named the Big 12 Conference Newcomer of the Year
- ▶ Sims and Will Clarke were drafted in the third round of the NFL Draft, giving him six players drafted in the Top three rounds

2012

- ▶ Served as West Virginia's Campaign Chair for United Way, raising more than \$330,000, exceeding the goal
- ▶ Led football program into its first year of competition in the Big 12 Conference
- ▶ Guided West Virginia to a 7-6 overall record in 2012 and an appearance in the New Era Pinstripe Bowl
- ▶ Earned national rankings in 10-of-16 weeks during the 2012 season in both the AP and USA Today Coaches' Polls, reaching as high as No. 4 in USA Today Coaches' Poll and No. 5 in the AP Poll
- ▶ Five Mountaineer players earned 25 All-America honors
- ▶ Three Mountaineer players were drafted in the Top 3 rounds of the NFL Draft, including the No. 8 selection Tavon Austin
- ▶ Holgorsen has had a first-round NFL draft choice for two straight years, the only WVU coach to accomplish that
- ▶ Tavon Austin and Stedman Bailey were one of four sets of 1,000-yard receivers nationally
- ▶ WVU was one of only two schools nationally to have a 4,000-yard passer and a pair of 1,000-yard receivers
- ▶ WVU was ranked No. 9 nationally in scoring offense and No. 10 in passing offense and total offense.
- ▶ Geno Smith led the nation in passing touchdowns (42)
- ▶ Smith was one of only two quarterbacks to throw for more than 4,000 yards for two straight years
- ▶ Smith was one of five quarterbacks nationally to throw for 30 or more touchdowns in two straight years
- ▶ Bailey led the nation in receiving touchdowns (25) and finished with the second highest amount ever in a single season
- ▶ Austin was the only player nationally to finish with 100 or more receptions for two straight years
- ▶ Austin was the only player nationally to finish with more than 2,000 all-purpose yards for two straight years
- ▶ Austin was the only player in NCAA history to finish his career with more than 3,000 receiving yards and more than 1,000 yards rushing
- ▶ Austin was the recipient of the Paul Hornung Award, the nation's most versatile player

Holgorsen's Offensive Output

▶ Since 2005, Dana Holgorsen has been the mastermind behind some of the nation's most prolific offenses. Starting as the offensive coordinator at Texas Tech, then Houston and Oklahoma State, and now as the head coach at West Virginia, his offensive units are known for their ability to move the ball, pile up yardage and score a plethora of points.

4,000-Yard Passers

Graham Harrell/Texas Tech	2007	5,706
Case Keenum/Houston	2009	5,671
Case Keenum/Houston	2008	5,020
Graham Harrell/Texas Tech	2006	4,555
Geno Smith/West Virginia	2011	4,385
Brandon Weeden/Oklahoma State	2010	4,277
Cody Hodges/Texas Tech	2005	4,238
Geno Smith/West Virginia	2012	4,205

30+ Passing Touchdowns

Graham Harrell/Texas Tech	2007	48
Case Keenum/Houston	2009	44
Case Keenum/Houston	2008	44
Geno Smith/West Virginia	2012	42
Graham Harrell/Texas Tech	2006	38
Brandon Weeden/Oklahoma State	2010	34
Geno Smith/West Virginia	2011	31
Cody Hodges/Texas Tech	2005	31

1,000-Yard Rushers

Kendall Hunter/Oklahoma State	2010	1,548
Bryce Beall/Houston	2008	1,247
Charles Sims/West Virginia	2013	1,095

1,000-Yard Receivers

Michael Crabtree/Texas Tech	2007	1,962
Justin Blackmon/Oklahoma State	2010	1,782
Stedman Bailey/West Virginia	2012	1,622
Kevin White, West Virginia	2014	1,447
Joe Filani/Texas Tech	2006	1,300
Tavon Austin/West Virginia	2012	1,289
Stedman Bailey/West Virginia	2011	1,279
Danny Amendola/Texas Tech	2007	1,245
James Cleveland/Houston	2009	1,214
Tavon Austin/West Virginia	2011	1,186
Joe Filani/Texas Tech	2005	1,048
Tyrone Carrier/Houston	2009	1,029
Tyrone Carrier/Houston	2008	1,026
Patrick Edwards/Houston	2009	1,021

90+ Receptions

Michael Crabtree/Texas Tech	2007	134
Tavon Austin, West Virginia	2012	114
Stedman Bailey/West Virginia	2012	114
Justin Blackmon/Oklahoma State	2010	111
Kevin White/West Virginia	2014	109
Danny Amendola/Texas Tech	2007	109
James Cleveland/Houston	2009	104
Tavon Austin/West Virginia	2011	101
Tyrone Carrier/Houston	2009	91
Joe Filani/Texas Tech	2006	91

Double-Digit Receiving Touchdowns

Stedman Bailey/West Virginia	2012	25
Michael Crabtree/Texas Tech	2007	22
Justin Blackmon/Oklahoma State	2010	20
James Cleveland/Houston	2009	14
Joe Filani/Texas Tech	2006	13
Tavon Austin/West Virginia	2012	12
Stedman Bailey/West Virginia	2011	12
Mario Alford/West Virginia	2014	11
Mark Hafner/Houston	2009	11
Robert Johnson/Texas Tech	2006	11
Kevin White/West Virginia	2014	10
Jarrett Hicks/Texas Tech	2005	10

Double-Digit Rushing Touchdowns

Tauren Henderson/Texas Tech	2005	17
Kendall Hunter/Oklahoma State	2010	16
Bryce Beall/Houston	2008	13
Shawne Alston/West Virginia	2011	12
Charles Sims/West Virginia	2013	11
Shannon Woods/Texas Tech	2006	10

1,800-Yard All-Purpose Yards

Tavon Austin/West Virginia	2012	2,910
Tavon Austin/West Virginia	2011	2,574
Tyrone Carrier/Houston	2009	2,213
Michael Crabtree/Texas Tech	2007	1,978
Justin Blackmon/Oklahoma State	2010	1,866
Tyrone Carrier/Houston	2008	1,844
Shannon Woods/Texas Tech	2006	1,808



West Virginia Head Coach Dana Holgorsen - Fifth Year

Offensive Output Under Holgorsen (Continued)

Team Rankings

2015 (West Virginia)

- Turnover Margin - No. 13
- Total Offense - No. 18
- Rushing Offense - No. 19
- Passing Offense - No. 30
- Scoring Offense - No. 31
- Passing Efficiency - No. 35
- Passing Yards Per Completions - No. 38

2014 (West Virginia)

- Passing Offense - No. 9
- First Down Offense - No. 11
- Total Offense - No. 12
- Completion Percentage - No. 23

2012 (West Virginia)

- Passing Efficiency - No. 5
- Scoring Offense - No. 9
- Passing Offense - No. 10
- Total Offense - No. 10
- First Down Offense - No. 14

2011 (West Virginia)

- Passing Offense - No. 6
- Red Zone Offense - No. 11
- Scoring Offense - No. 13
- Total Offense - No. 15
- Passing Efficiency - No. 19
- First Down Offense - No. 27

2010 (Oklahoma State)

- Red Zone Offense - No. 1
- Passing Offense - No. 2
- Total Offense - No. 3
- Scoring Offense - No. 3
- First Down Offense - No. 4
- Tackles for Loss Allowed - No. 6
- Sacks Allowed - No. 7
- Passing Efficiency - No. 12

2009 (Houston)

- Passing Offense - No. 1
- Total Offense - No. 1
- Scoring Offense - No. 1
- First Down Offense - No. 1
- Tackles for Loss Allowed - No. 2
- Third Down Efficiency - No. 3
- Passing Efficiency - No. 7
- Sacks Allowed - No. 24
- Red Zone Offense - No. 28

2008 (Houston)

- Passing Offense - No. 2
- Total Offense - No. 2
- First Down Offense - No. 4
- Passing Efficiency - No. 8
- Scoring Offense - No. 10
- Third Down Efficiency - No. 11

2007 (Texas Tech)

- Passing Offense - No. 1
- Total Offense - No. 2
- Passing Efficiency - No. 5
- Scoring Offense - No. 7
- Tackles for Loss Allowed - No. 12
- Third Down Efficiency - No. 13
- Sacks Allowed - No. 22

2006 (Texas Tech)

- Passing Offense - No. 3
- Tackles for Loss Allowed - No. 3
- Total Offense - No. 6
- Scoring Offense - No. 13
- Passing Efficiency - No. 23
- Sacks Allowed - No. 24

2005 (Texas Tech)

- Passing Offense - No. 1
- Scoring Offense - No. 4
- Total Offense - No. 6
- Passing Efficiency - No. 14

- ▶ WVU was ranked in the Top 25 for three weeks, including as high as No. 20

2011

- ▶ Named FWAA First-Year Head Coach of the Year
- ▶ Posted a 10-3 mark in his first season as head coach, only WVU coach to win 10 games in his first year
- ▶ Led West Virginia to Big East Championship and BCS win, first WVU coach to accomplish that feat
- ▶ Earned national rankings in 13-of-16 weeks of 2011 season in both the AP and USA Today Coaches Polls, reaching as high as No. 11 in the AP Poll and tied for No. 14 in the USA Today Coaches Poll
- ▶ Tied for fourth in wins among first-year head coaches nationally
- ▶ One of seven coaches to take his program to a BCS Bowl in his first year as a head coach, and only one of three (Larry Coker, 2001; Chris Peterson, 2007) to win the bowl game.
- ▶ Fourth WVU coach to make a bowl appearance and win in his first season (Bill Stewart, Dudley DeGroot, Marshall Glenn)
- ▶ Three Mountaineer players earned seven All-America honors
- ▶ Three Mountaineer players drafted in the NFL Draft, including the No. 15 pick, Bruce Irvin
- ▶ WVU led the BIG EAST with 10 all-conference honorees and the Special Teams Player of the Year, Austin
- ▶ WVU finished No. 6 nationally in passing offense, No. 13 in scoring offense and No. 15 in total offense.
- ▶ The Mountaineer offense ranked No. 67 in total offense in 2010, the year before Holgorsen arrived, and he took it to No. 15 in 2011.
- ▶ In 2011, Austin and Bailey were the fourth pair of 1,000-yard receivers nationally (Houston, USC, SMU).
- ▶ WVU was one of two schools nationally to have a 4,000-yard passer and two 1,000-yard receivers (Houston).
- ▶ Quarterback Geno Smith finished No. 5 nationally in passing yards per game, No. 8 in completions per game and total offense and No. 17 in passing efficiency.
- ▶ Austin finished No. 1 nationally in all-purpose yardage (198.0), No. 6 in punt returns, No. 8 in receptions per game, No. 20 in kickoff returns and No. 23 in receiving yards per game.
- ▶ Bailey finished No. 13 nationally in receiving yards per game.

Oklahoma State

- ▶ In 2010, was named a finalist for the Frank Broyles Award, signifying the top assistant coach in college football and named the rivals.com national offensive coordinator of the year
- ▶ In 2010, the Cowboys led the nation in total offense during the regular season and finished No. 2 in passing offense and No. 3 in total and scoring offense.
- ▶ OSU averaged 520.23 yards per game in total offense, including 345.9 passing yards and 44.23 points per game.
- ▶ The Cowboy offense ranked No. 61 nationally in total offense in 2009, the year before Holgorsen arrived, and he took it to the No. 1 spot in 2010.
- ▶ Quarterback Brandon Weeden became the first OSU passer to earn first team all-Big 12 honors. He was a finalist for the Manning Award, given to the top quarterback in the nation.
- ▶ Receiver Justin Blackmon was named the recipient of the 2010 Biletnikoff Award, given to the top receiver in the nation, and running back Kendall Hunter was a finalist for the Doak Walker Award, given to the nation's top running back.
- ▶ Weeden, Hunter and Blackmon became only the second trio in NCAA history to pass for at least 3,000 yards, run for more than 1,500 yards and finish with more than 1,500 yards receiving in the same season.

Houston

- ▶ In 2009, UH led the nation in total offense with 563 yards per game, scoring offense with 42.2 points per game, and passing offense with 433.7 yards per game.
- ▶ In 2008, his first year at Houston, the Cougars ranked second in the nation in passing offense (401.6) and total offense (562.77). UH scored 40.62 points per game to rank 10th nationally.
- ▶ Houston quarterback Case Keenum led the nation in total offense in 2008 and 2009, with 403.15 yards of total offense per game as a sophomore and 416.36 yards of offense as a junior.
- ▶ Keenum ranked among the nation's top-10 passing efficiency leaders each of his two seasons under Holgorsen's watch.

Texas Tech

- ▶ During his tenure as offensive coordinator, the Red Raiders increased their offensive numbers from 324.8 yards per game to 529.6 yards per game.
- ▶ In 2007, Texas Tech led the nation in passing offense (470.31 yards per game), ranked second in total offense (529.62 yards per game) and was seventh in scoring offense (40.92 points per game).
- ▶ Quarterback Graham Harrell led the nation in total offense and receiver Michael Crabtree led the nation in receptions per game and receiving yards per game. Crabtree won the Biletnikoff Award as America's top receiver in 2007
- ▶ In 2006, the Red Raiders ranked third nationally in passing offense and sixth in total offense. Harrell was third nationally in total offense with 344.38 yards per game.
- ▶ In 2005, Texas Tech led the nation in passing offense with 388.83 yards per game, was fourth in scoring offense at 39.42 points per game and was sixth in total offense with 495.83 yards per contest.
- ▶ Quarterback Cody Hodges ranked second in the country with 369.08 yards per game.

Wingate

- ▶ Coached Lucas Greene who led the team in scoring that season and went on to play in the NFL

Mississippi College

- ▶ Mississippi College won the American Southwest Conference in its first season in the league and averaged 432.0 yards per game in 1997.

Valdosta State

- ▶ Helped develop quarterback Chris Hatcher, who set an NCAA record, completing 74.7 percent of his passes on the Division II level in 1994.
- ▶ Hatcher's 10,588 passing yards ranked third on the NCAA career list at the time.
- ▶ Hatcher currently ranks second in the NCAA record books in career touchdown passes (116) and third in single-season touchdown passes (50 in 1994) and was the NCAA passing champion in 1994.

Top Game Performances ...

West Virginia

100-Yard Rushers

Date	Opponent	Player	Att.	Yards	Avg.	TD	Long
10/10	Oklahoma St.	W. Smallwood	19	147	7.7	1	29
10/3	Oklahoma	W. Smallwood	22	111	5.0	0	21
9/26	Maryland	W. Smallwood	22	147	6.7	1	25

100-Yard Receivers

Date	Opponent	Player	Rec.	Yards	Avg.	TD	Long
9/26	Maryland	Shelton Gibson	6	118	19.7	2	41
9/5	GSU	Shelton Gibson	3	130	43.3	1	57
9/5	GSU	Jovon Durante	3	121	40.3	1	57

300-Yard Passer

Date	Opponent	Player	Comp.	Att.	Yards	TD	Long
9/5	GSU	Skyler Howard	16	25	359	2	57

10+ Tackles

Date	Opponent	Player	Solo	Assist	Total	TFL	Sacks
10/3	Oklahoma	N. Kwiatkoski	2	9	11	1/6	1/6

Opponent

100-Yard Rushers

Date	Opponent	Player	Att.	Yards	Avg.	TD	Long
9/26	Maryland	Brandon Ross	15	130	8.7	0	55

100-Yard Receivers

Date	Opponent	Player	Rec.	Yards	Avg.	TD	Long
10/3	Oklahoma	D. Westbrook	5	107	21.4	0	42

300-Yard Passer

Date	Opponent	Player	Comp.	Att.	Yards	TD	Long
10/3	Oklahoma	B. Mayfield	14	25	320	3	71

10+ Tackles

Date	Opponent	Player	Solo	Assist	Total	TFL	Sacks
10/10	Oklahoma St.	Tre Flowers	10	3	13	0.5/3	0
10/10	Oklahoma St.	Jordan Burton	7	4	11	0.5/4	0
10/10	Oklahoma St.	Chad Whitener	6	5	11	0	0
10/10	Oklahoma St.	Jordan Sterns	7	3	10	0	0
10/3	Oklahoma	E. Striker	8	4	12	3/18	2/17
9/26	Maryland	Jermaine Carter	10	4	14	3/8	0
9/26	Maryland	Jalen Brooks	9	1	10	1/2	0
9/26	Maryland	A.J. Hendy	7	3	10	0	0

Special Teams Tackles

Player	Total	UA/A	KO	P	GSU	LU	MD	OK	OSU	BU	TCU	TT	TX	KS	ISU	KState
Marvin Gross	4	4/0	4	0	3/0	1/0	0	0	0	0	0	0	0	0	0	0
Sean Walters	4	4/0	4	0	0/0	2/0	1/0	1/0	0	0	0	0	0	0	0	0
Hodari Christian	2	2/0	1	1	0/0	2/0	0	0	0	0	0	0	0	0	0	0
Justin Arndt	2	2/0	1	1	0/0	0/0	1/0	1/0	0	0	0	0	0	0	0	0
Rick Rumph	2	2/0	1	1	0/0	0/0	1/0	1/0	0	0	0	0	0	0	0	0
Dravon Askew-Henry	1	1/0	1	0	0/0	1/0	0	0	0	0	0	0	0	0	0	0
Al-Rasheed Benton	1	0/1	1	0	0/0	0/0	0/1	0	0	0	0	0	0	0	0	0
Jarrold Harper	1	1/0	1	0	1/0	0	0	0	0	0	0	0	0	0	0	0
Karl Joseph	1	0/1	1	0	0/0	0/0	0/1	0	0	0	0	0	0	0	0	0
Mike Molina	1	1/0	1	0	0/0	0/0	0/0	1/0	0	0	0	0	0	0	0	0
Jeremy Tyler	1	1/0	1	0	1/0	0	0	0	0	0	0	0	0	0	0	0



The Last Time ...

By The Mountaineers ...

- 30 Rushing Attempts:** 31 by Andrew Buie at Texas/Oct. 6, 2012
- 40 Rushing Attempts:** 40 by Quincy Wilson vs. Rutgers/Oct. 11, 2003
- 100 Rushing Yards:** 147 by Wendell Smallwood vs. Oklahoma State/Oct. 10, 2015
- 200 Rushing Yards:** 344 by Tavon Austin vs. Oklahoma/Nov. 17, 2012
- 300 Rushing Yards:** 344 by Tavon Austin vs. Oklahoma/Nov. 17, 2012
- 75-Yard Run (no touchdown):** 79 by Noel Devine at Louisville/Nov. 22, 2008
- 75-Yard Touchdown Run:** 76 by Charles Sims vs. Iowa State/Nov. 30, 2013
- 50-Yard Run (no touchdown):** 62 by Dreamius Smith at Texas/Nov. 8, 2014
- 50-Yard Touchdown Run:** 50 by Skyler Howard at Oklahoma/Oct. 3, 2015
- 2 Rushing Touchdowns:** 2 by Wendell Smallwood vs. Liberty/Sept. 12, 2015
- 2 Rushing Touchdowns in Back-to-Back Games:** 2 by Andrew Buie at Texas/Oct. 6, 2012 and vs. Baylor/Sept. 29, 2012
- 3 Rushing Touchdowns:** 3 by Charles Sims vs. Texas/Nov. 9, 2013
- Double 100-Yard Rushers:** 123 by Wendell Smallwood and 110 by Rushel Shell at Texas Tech/Oct. 11, 2014
- Double 200-Yard Rushers:** by Pat White (220) and Steve Slaton (215) at Pitt/Nov. 16, 2006
- Two 100-Yard Rushers and Two 100-Yard Receivers:** 123 by Wendell Smallwood and 110 by Rushel Shell and 123 by Kevin White and 109 by Jordan Thompson at Texas Tech/Oct. 11, 2014
- 30 Pass Completions:** 36 by Clint Trickett at Texas/Nov. 8, 2014
- 20 Pass Completions:** 21 by Skyler Howard vs. Maryland/Sept. 26, 2015
- 15 Pass Completions:** 18 by Skyler Howard vs. Oklahoma State/Oct. 10, 2015
- Consecutive Completions:** 21 by Geno Smith vs. Kansas/Dec. 1, 2012
- 60 Pass Attempts:** 65 by Geno Smith vs. LSU/Sept. 24, 2011
- 50 Pass Attempts:** 50 by Clint Trickett vs. Oklahoma State/Sept. 28, 2013
- 40 Pass Attempts:** 45 by Skyler Howard vs. Texas A&M/Dec. 29, 2014
- 35 Pass Attempts:** 35 by Skyler Howard vs. Oklahoma State/Oct. 10, 2015
- 30 Pass Attempts:** 35 by Skyler Howard vs. Oklahoma State/Oct. 10, 2015
- 3 Touchdown Passes:** 4 by Skyler Howard vs. Maryland/Sept. 26, 2015
- 4 Touchdown Passes:** 4 by Skyler Howard vs. Maryland/Sept. 26, 2015
- 5 Touchdown Passes:** 8 by Geno Smith vs. Baylor/Sept. 29, 2012
- 6 Touchdown Passes:** 8 by Geno Smith vs. Baylor/Sept. 29, 2012
- 300 Yards Passing:** 359 by Skyler Howard vs. Georgia Southern/Sept. 5, 2015
- 400 Yards Passing:** 511 by Clint Trickett at Maryland/Sept. 13, 2014
- 500 Yards Passing:** 511 by Clint Trickett at Maryland/Sept. 13, 2014
- 600 Yards Passing:** 656 by Geno Smith vs. Baylor/Sept. 29, 2012
- 100 Yards Rushing and Passing:** by Pat White (200/122) at Louisville/Nov. 22, 2008
- 200 Yards Rushing and Passing:** by Pat White (220/204) at Pitt/Nov. 16, 2006
- 100 Yards Rushing and Receiving:** by Steve Slaton (215/130) at Pitt/Nov. 16, 2006
- 300 Yards Total Offense:** 307 by Skyler Howard vs. Maryland/Sept. 26, 2015
- 400 Yards Total Offense:** 507 by Clint Trickett at Maryland/Sept. 13, 2014
- 500 Yards Total Offense:** 507 by Clint Trickett at Maryland/Sept. 13, 2014
- 600 Yards Total Offense:** 687 by Geno Smith vs. Baylor/Sept. 29, 2012
- 15 Receptions:** 16 by Kevin White at Texas/Nov. 8, 2014
- 10 Receptions:** 16 by Kevin White at Texas/Nov. 8, 2014
- 9 Receptions:** 16 by Kevin White at Texas/Nov. 8, 2014
- 4 Touchdown Receptions:** 4 by Stedman Bailey vs. Oklahoma/Nov. 17, 2012
- 3 Touchdown Receptions:** 4 by Stedman Bailey vs. Oklahoma/Nov. 17, 2012
- 2 Touchdown Receptions:** 2 by Shelton Gibson vs. Maryland/Sept. 26, 2015
- Two Players with 2 Touchdown Receptions:** 5 by Stedman Bailey and 2 by Tavon Austin vs. Baylor/Sept. 29, 2012
- Double 100-Yard Receivers:** 130 by Shelton Gibson and 121 by Jovon Durante vs. Georgia Southern/Sept. 5, 2015
- Three 100-Yard Receivers:** 303 by Stedman Bailey, 215 by Tavon Austin and 114 by J.D. Woods vs. Baylor/Sept. 29, 2012
- 100 Yards Receiving:** 118 by Shelton Gibson vs. Maryland/Sept. 26, 2016
- 150 Yards Receiving:** 173 by Kevin White vs. Oklahoma/Sept. 20, 2014
- 200 Yards Receiving:** 216 by Kevin White at Maryland/Sept. 13, 2014
- 75-Yard Touchdown Reception:** 79 by Mario Alford from Clint Trickett at Oklahoma State/Oct. 25, 2014
- 50-Yard Touchdown Reception:** 52 by Shelton Gibson from Skyler Howard vs. Liberty/Sept. 12, 2015
- 50-Yard Reception (no touchdown):** 50 by Wendell Smallwood at Maryland/Sept. 13, 2014
- Rushing and Receiving Touchdown:** by Charles Sims at TCU/Nov. 2, 2013
- 2 Rushing and 2 Receiving Touchdowns:** by Steve Slaton at Pitt/Nov. 16, 2006



EdwardMULDROW III



DaikielSHORTS

The Last Time ...

Kickoff Return For Touchdown: 94 yards by Mario Alford vs. Kansas/Oct. 4, 2014
Returned Opening Kick for a Touchdown: 98 yards by Tavon Austin vs. UConn/Oct. 24, 2009
Punt Return For Touchdown: 76 yards by Tavon Austin vs. TCU/Nov. 3, 2012
Punt Blocked and Returned For Touchdown: 1 yard by Thandi Smith (blocked, picked up and returned) at Rutgers/Oct. 8, 2005
Punt Blocked: by Jarrod Harper at Maryland/Sept. 13, 2014
Punt Blocked For Touchdown: Blocked by Jerry White and recovered by Joe Hunter vs. UCF/Nov. 1, 2003
Punt Blocked For Safety: by Jarrod Harper at Maryland/Sept. 13, 2014
Interception Return For Touchdown: 35 yards by KJ Dillon vs. Texas A&M/Dec. 29, 2014
Interception Return For Touchdown by a Defensive Lineman: 19 yards by Keilen Dykes at Syracuse/Oct. 6, 2007
Two Interceptions Returned for Touchdown: by Shawn Hackett (41) and Grant Wiley (22) vs. Boston College/Sept. 2, 2000
50-Yard Field Goal: 54 by Josh Lambert vs. Baylor/Oct. 18, 2014
Field Goal Blocked: by Kyle Rose vs. Kansas State/Nov. 20, 2014
Missed an Extra Point: by Josh Lambert at Kansas State/Oct. 26, 2013
Two Interceptions in a Game: 3 by Karl Joseph vs. Georgia Southern/Sept. 5, 2015
Three Interceptions in a Game: 3 by Karl Joseph vs. Georgia Southern/Sept. 5, 2015
Three Interceptions in a Quarter: 3 by Karl Joseph vs. Georgia Southern/Sept. 5, 2015
Four Interceptions in a Game: 4 by Mike Slater vs. Kentucky/Nov. 1, 1969
Intercepted Fumble Returned For Touchdown: no instance yet found
Fumble Returned For Touchdown: 35 yards by Terrell Chestnut vs. TCU/Nov. 1, 2014
Fumble Recovered For Touchdown: 0 yards by Karl Joseph at Baylor/Oct. 4, 2013
Two-Point Conversion By Rush: Tavon Austin at Iowa State/Nov. 23, 2012
Two-Point Conversion By Pass: Jock Sanders from Geno Smith at Marshall/Sept. 10, 2010
Defensive Extra Point: Matt Taffoni interception return at Pitt/Oct. 15, 1994
Extra Point Blocked: by Rick Sherrod at Maryland/Sept. 29, 2001
Team Gained 300 Yards Rushing: 304 vs. Maryland/Sept. 26, 2015
Team Gained 400 Yards Rushing: 458 vs. Oklahoma/Nov. 17, 2012
Team Gained 500 Yards Rushing: 517 vs. Connecticut/Nov. 24, 2007
Team Failed To Gain 100 Yards Rushing: 28 vs. Alabama/Aug. 30, 2014
Team Failed To Gain 50 Yards Rushing: 28 vs. Alabama/Aug. 30, 2014
Team Gained 300 Yards Passing: 313 vs. Liberty/Sept. 12, 2015
Team Gained 400 Yards Passing: 511 at Maryland/Sept. 13, 2014
Team Gained 500 Yards Passing: 511 at Maryland/Sept. 13, 2014
Team Failed To Gain 100 Yards Passing: 62 vs. Maryland/Sept. 21, 2012
Team Gained 500 Yards Total Offense: 544 vs. Georgia Southern/Sept. 5, 2014
Team Gained 600 Yards Total Offense: 601 vs. Maryland/Sept. 26, 2015
Team Gained 700 Yards Total Offense: 778 vs. Oklahoma/Nov. 17, 2012
Team Gained 800 Yards Total Offense: 807 vs. Baylor/Sept. 29, 2012
Team Failed To Gain 200 Yards Total Offense: 175 vs. Maryland/Sept. 21, 2013
Team Failed To Get A First Down: no instance yet found
Team Failed To Get A Rushing First Down: vs. Texas Western/Nov. 25, 1950
Team Failed To Get A Passing First Down: vs. South Carolina/Dec. 30, 1969
Team Failed To Get a Third Down Conversion: vs. Syracuse (0/10)/Dec. 29, 2012
Team Had Six Turnovers: two interceptions, four fumbles vs. Maryland/Sept. 21, 2013
Team Had Five Turnovers: three interceptions, two fumbles at Oklahoma/Oct. 3, 2015
Successful Fake Punt: 13-yard run by Nick O'Toole vs. Maryland/Sept. 26, 2015
Scored 70+ Points: 70 vs. Baylor/Sept. 29, 2012
Scored 60+ Points: 70 vs. Baylor/Sept. 29, 2012
Scored 50+ Points: 54 vs. Towson/Sept. 6, 2014
Scored 40+ Points: 45 vs. Maryland/Sept. 26, 2015
Scored 30+ Points: 45 vs. Maryland/Sept. 26, 2015
Scored 40+ points in a Half: 49 vs. Clemson/Jan. 4, 2012
Scored 30+ points in a Half: 38 vs. Maryland/Sept. 26, 2015
Scored 30+ points in a Quarter: 35 vs. Clemson (2nd)/Jan. 4, 2012
Shutout Recorded: 44-0 vs. Georgia Southern/Sept. 5, 2015
Forced Five Turnovers in a Game: 6 vs. Maryland/Sept. 26, 2015
Forced Six Turnovers in a Game: 6 vs. Maryland/Sept. 26, 2015
Forced Eight Turnovers in a Game: 8 vs. Rutgers/Nov. 3, 2001
Safety Scored: Kyle Rose tackles Mason Rudolph of Oklahoma State in the end zone/Oct. 10, 2015
Two Safeties Scored: at Syracuse/Sept. 25, 2000
Played An Overtime Game: L/26-33 (OT) vs. Oklahoma State/Oct. 10, 2015
Played back-to-back Overtime Games: L 47-40 (1OT) vs. Texas/Nov. 9, 2013; W 30-27 (1OT) at TCU/Nov. 2, 2013
Won Game Without An Offensive TD: at Syracuse/Sept. 5, 2005
Won Game Without a Rushing TD: vs. Maryland/Sept. 22, 2012



DarylWORLEY



JarrodHARPER



The Last Time ...

Versus West Virginia ...

30 Rushing Attempts: 34 by Samaje Perine of Oklahoma/Sept. 20, 2014
100 Rushing Yards: 130 by Brandon Ross of Maryland/Sept. 26, 2015
200 Rushing Yards: 242 by Samaje Perine of Oklahoma/Sept. 20, 2014
75-Yard Run: 75 by C.J. Brown of Maryland/Sept. 13, 2014
50-Yard Touchdown Run: 69 by Justin Stockton of Texas Tech/
 Oct. 11, 2014
50-Yard Non-Touchdown Run: 55 by Brandon Ross of Maryland/Sept. 26, 2015
4 Rushing Touchdowns: 4 by Samaje Perine of Oklahoma/Sept. 20, 2014
3 Rushing Touchdowns: 3 by Johnathan Gray of Texas/Nov. 8, 2014
2 Players Rushing for 100 Yards: 126 by T.J. Yeldon and 113 by Derrick
 Henry of Alabama/Aug. 30, 2014
20 Pass Completions: 20 by Mason Rudolph of Oklahoma State/Oct. 10, 2015
30 Pass Completions: 40 by Casey Pachall of TCU/Nov. 2, 2013
50 Pass Attempts: 58 by Casey Pachall of TCU/Nov. 2, 2013
40 Pass Attempts: 40 by Mason Rudolph of Oklahoma State/Oct. 10, 2015
30 Pass Attempts: 40 by Mason Rudolph of Oklahoma State/Oct. 10, 2015
3 Touchdown Passes: 3 by Baker Mayfield of Oklahoma/Oct. 3, 2015
4 Touchdown Passes: 4 by Kyle Allen of Texas A&M/Dec. 29, 2014
300 Yards Passing: 320 by Baker Mayfield of Oklahoma/Oct. 3, 2015
400 Yards Passing: 400 by Jake Waters of Kansas State/Nov. 20, 2014
500 Yards Passing: 554 by Landry Jones of Oklahoma/Nov. 17, 2012
100 Yards Rushing & 200 Yards Passing: by C.J. Brown of Maryland
 (161/241)/Sept. 13, 2014
100 Yards Rushing & 100 Yards Passing: by C.J. Brown of Maryland
 (161/241)/Sept. 13, 2014
300 Yards Total Offense: 319 by Baker Mayfield of Oklahoma/Oct. 3, 2015
400 Yards Total Offense: 413 by Jake Waters of Kansas State/Nov. 20, 2014
10 Receptions: 10 by Tyler Lockett of Kansas State/Nov. 20, 2014
2 Touchdown Receptions: 2 by Malcome Kennedy of Texas A&M/Dec. 29, 2014
3 Touchdown Receptions: 3 by Tyler Lockett of Kansas State/Oct. 26, 2013
4 Touchdown Receptions: 4 by Kenny Stills of Oklahoma/Nov. 17, 2012
100 Yards Receiving: 107 by Dede Westbrook of Oklahoma/Oct. 3, 2015
150 Yards Receiving: 196 by Tyler Lockett of Kansas State/Nov. 20, 2014
200 Yards Receiving: 314 by Terrance Williams of Baylor/Sept. 29, 2012
Double 100-Yard Receivers: 112 by Curry Sexton and 111 by Tyler Lockett
 of Kansas State/Oct. 26, 2013
50-Yard Touchdown Reception: 71 by Durrone Neal of Oklahoma/Oct. 3, 2015
75-Yard Touchdown Reception: 76 by Devin Lauderdale of Texas Tech/
 Oct. 11, 2014
50-Yard Reception (no touchdown): 54 by Tyler Lockett from Jake Waters
 of Kansas State/Nov. 20, 2014
Rushing and Receiving Touchdown: 1 rushing & 1 receiving by Aaron
 Wimberly of Iowa State/Nov. 29, 2014
Passing and Rushing Touchdown: by J.W. Walsh of Oklahoma State/
 Oct. 10, 2015
Passing and Receiving Touchdown: by Trevor Knight of Oklahoma/
 Sept. 20, 2014
Kickoff Return For Touchdown: 100 yards Alex Ross of Oklahoma/
 Sept. 20, 2014
Opening Kickoff Return for Touchdown: 100 yards by Mardy Gilyard of
 Cincinnati/Nov. 8, 2008
Punt Return For Touchdown: 43 yards by Tyler Lockett of Kansas State/
 Nov. 20, 2014
2 Players Return Punts For Touchdown: by DeJuan Tribble (41) and Will
 Blackmon (71) of Boston College/Nov. 13, 2004
Punt Blocked: blocked by C.J. Crawford of Marshall/Sept. 1, 2012
Punt Blocked/Recovered in End Zone For Touchdown: blocked by Alex
 Lewis and recovered in end zone by Kareem Timbers of Wisconsin/
 Aug. 30, 2003
Punt Blocked/Returned For Touchdown: blocked by Marcus
 Gildersleeve and returned 17 yards by Ricky Hall of Virginia Tech/
 Oct. 31, 1998
Interception Return For Touchdown: 28 yards by A.J. Hendy of Maryland/
 Sept. 21, 2013
50-Yard Field Goal: 50 by Brad Craddock of Maryland/Sept. 21, 2013
Field Goal Blocked: by Quinton Jefferson of Maryland/Sept. 26, 2015
Blocked Field Goal Returned For Touchdown: 82 yards by Andrew
 Johnson of Louisville/Nov. 5, 2011



AdamPANKEY



NobleNWACHUKWU

The Last Time ...

- Intercepted Fumble Returned For Touchdown:** 75 yards by Tim Quense of Pitt/Oct. 1, 1983
- Fumble Recovered/Returned For Touchdown:** 41 yards by Jordan Thomas of Oklahoma/Oct. 3, 2015
- Two-Point Conversion By Rush:** by Davin Meggett of Maryland/Sept. 17, 2011
- Two-Point Conversion By Pass:** by E.J. Bibbs from Grant Rohach of Iowa State/Nov. 30, 2013
- Defensive Extra Point:** has not yet occurred
- Extra Point Blocked:** by Travis Britz of Kansas State/Oct. 26, 2013
- Punt Blocked For Safety:** by Chris Nofoaiga of Idaho/Oct. 7, 2000
- Team Gained 400 Yards Rushing:** 468 by Baylor/Oct. 4, 2013
- Team Gained 300 Yards Rushing:** 301 by Oklahoma/Sept. 20, 2014
- Team Gained 200 Yards Rushing:** 235 by Texas A&M/Dec. 29, 2014
- Team Failed To Gain 100 Yards Rushing:** 92 by Liberty/Sept. 12, 2015
- Team Finished With Negative Rushing Yards:** Minus-10 by Maryland/Sept. 18, 2010
- Team Gained 300 Yards Passing:** 320 by Oklahoma/Oct. 3, 2015
- Team Gained 400 Yards Passing:** 400 by Kansas State/Nov. 20, 2014
- Team Failed To Gain 100 Yards Passing:** 29 by Georgia Southern/Sept. 5, 2015
- Team Failed To Gain 50 Yards Passing:** 29 by Georgia Southern/Sept. 5, 2015
- Team Gained 500 Yards Total Offense:** 529 by Texas A&M/Dec. 29, 2014
- Team Failed To Gain 250 Yards Total Offense:** 224 by Georgia Southern/Sept. 5, 2015
- Team Failed To Gain 200 Yards Total Offense:** 176 by Kansas/Oct. 4, 2014
- Team Failed To Gain 100 Yards Total Offense:** 90 by Rutgers/Oct. 12, 2002
- Team Failed To Get A First Down:** no instance yet found
- Team Failed To Get A Rushing First Down:** by Western Michigan/Sept. 7, 1996
- Team Failed To Get A Passing First Down:** by Pitt/Oct. 10, 1981
- Successful Fake Punt:** by Kirby Van Der Kamp of Iowa State/Nov. 30, 2012
- Team Scored 50+ Points:** 52 by Iowa State/Nov. 30, 2013
- Team Scored 40+ Points:** 44 by Oklahoma/Oct. 3, 2015
- Team Scored 30+ Points:** 33 by Oklahoma State/Oct. 10, 2015
- Shutout Recorded:** 37-0 by Maryland/Sept. 21, 2013
- Safety Scored:** When WVU's Clint Trickett was sacked in the end zone by Texas' Cedric Reed/Nov. 8, 2014
- Two Safeties Scored:** When WVU's Geno Smith was tackled in the end zone by Syracuse's Cameron Lynch and Siriki Diabate, and when Smith was called for intentional grounding when he was being tackled by Brandon Sharpe/Dec. 29, 2012



Donte THOMAS-WILLIAMS



Rick RUMPH III



MOUNTAINEER OFFENSE



Cody CLAY

Height: 6-4 | Weight: 262 | Class: Redshirt Senior
Last School: George Washington | Hometown: Alum Creek, W.Va.

2015 Notes

- ▶ Has played in 43 career games and started 24

2015 Game-By-Game

Opponent	No.	Yards	Avg.	TD	Lg
Ga. Southern	0	0	0	0	0
Liberty	0	0	0	0	0
Maryland	0	0	0	0	0
Oklahoma	0	0	0	0	0
Oklahoma State	0	0	0	0	0
Baylor					
TCU					
Texas Tech					
Texas					
Kansas					
Iowa State					
Kansas State					
Total	0	0	0	0	0

2015 Single-Game Bests

Receptions
 Receiving Yards
 Receiving Touchdowns
 Long Reception.....

Career Bests

Receptions 3 vs. Oklahoma State ('13)
 Receiving Yards 27 vs. Oklahoma State ('13)
 Receiving Touchdowns 1 at TCU ('13)
 Long Reception 21 at Iowa State ('14)

Clay's Receiving Statistics

Year	Games	No.	Yards	Avg.	TD	Long
2015	5	0	0	0	0	0
2014	13	7	65	9.3	0	21
2013	12	9	73	8.1	1	12
2012	13	2	29	14.5	0	19
Totals	43	18	167	9.3	1	21



William CREST JR.

Height: 6-2 | Weight: 212 | Class: Redshirt Freshman
Last School: Dunbar | Hometown: Baltimore, Md.

2015 Notes

- ▶ Played in one game in 2014 before sustaining season-ending shoulder injury
- ▶ Finished with three carries for 15 yards against Oklahoma State with a long of six yards
- ▶ Relieved Skyler Howard against Maryland and rushed for a career-high 28 yards
- ▶ Went 6-for-6 against Liberty for 50 yards, including a career-long 23 connection with Jacky Marcellus
- ▶ Rushed four times for 24 yards and a touchdown against Georgia Southern

2015 Game-By-Game

Opponent	Comp.	Att.	Int.	Pct.	Yards	TDs	Long
Ga. Southern	0	1	0	.000	0	0	0
Liberty	6	6	0	1.00	50	0	23
Maryland	2	4	0	.500	3	0	7
Oklahoma				DNP			
Oklahoma St.	0	2	0	.000	0	0	0
Baylor							
TCU							
Texas Tech							
Texas							
Kansas							
Iowa State							
Kansas State							
Totals	8	11	0	.727	53	0	23

2015 Single-Game Bests


Rushing Yards 28 vs. Maryland
 Rushing Attempts 5 vs. Liberty
 Rushing Touchdowns 1 vs. Georgia Southern
 Long Rush 17 vs. Georgia Southern
 Passing Attempts 6 vs. Liberty
 Passing Completions 6 vs. Liberty
 Passing Yards 50 vs. Liberty
 Passing Touchdowns
 Long Completion 23 vs. Liberty

Crest Jr.'s Passing Statistics

Year	Games	C/A	Pct.	Yards	TD	Int.	Long
2015	4	8/13	.615	53	0	0	23

Crest Jr.'s Rushing Statistics

Year	Games	Att.	Yards	Avg.	TD	Long
2015	4	15	51	3.4	1	17



Jovon DURANTE

Height: 6-0 | Weight: 165 | Class: Freshman
Last School: Miramar | Hometown: Miami, Fla.

2015 Notes

- ▶ Saw first collegiate action as true freshman against Georgia Southern
- ▶ Ranks No. 8 in the Big 12 in receiving touchdowns, No. 15 in receptions per game, No. 16 in receiving yards and No. 18 in yards per reception
- ▶ Ranks No. 6 in the Big 12 in kickoff returns
- ▶ Ranks No. 15 in the Big 12 in all-purpose yards
- ▶ Season-best 122 kickoff return yards on six returns against Oklahoma State
- ▶ Long kickoff return at Oklahoma
- ▶ Had two catches for 21 yards with a long of 11 yards against Oklahoma State
- ▶ Jumped for a one-yard TD catch at Oklahoma; finished with a team-best four receptions
- ▶ Finished with two catches against Maryland
- ▶ Nabbed second career touchdown on 10-yard catch against Liberty; finished with a game-high seven receptions
- ▶ Finished with three catches for 121 yards and a touchdowns against Georgia Southern with a long of 57 yards
- ▶ First collegiate catch was a 41-yard touchdown
- ▶ Also finished with a 23-yard reception

2015 Game-By-Game

Opponent	No.	Yards	Avg.	TD	Lg
Ga. Southern	3	121	40.3	1	57
Liberty	6	43	7.17	1	11
Maryland	2	18	9.0	0	15
Oklahoma	4	44	11.0	1	34
Oklahoma State	2	21	10.5	0	11
Baylor					
TCU					
Texas Tech					
Texas					
Kansas					
Iowa State					
Kansas State					
Totals	17	247	14.5	3	57

2015 Single-Game Bests

Receptions 6 vs. Liberty
 Receiving Yards 121 vs. Georgia Southern
 Receiving Touchdowns 1 (3 times)
 Long Reception 57 vs. Georgia Southern

2015 Single-Game Bests


Kickoff Returns 6 vs. Oklahoma State
 Kickoff Return Yardage 122 vs. Oklahoma State
 Kickoff Return Average 20.3 vs. Oklahoma State
 Touchdowns
 Long Return 36 vs. Oklahoma

Durante's Receiving Statistics

Year	Games	No.	Yards	Avg.	TD	Long
2015	5	17	247	14.5	3	57

Durante's Kickoff Return Statistics

Year	Kickoff Returns	Yards	Avg.	Long
2015	7	158	22.6	36



Shelton GIBSON

Height: 5-11 | **Weight:** 193 | **Class:** Redshirt Sophomore
Last School: Cleveland Heights | **Hometown:** Cleveland, Ohio

2015 Notes

- ▶ Has played in 17 career games and started five
- ▶ Earned first career start against Georgia Southern
- ▶ Ranks No. 6 in the NCAA, No. 2 in the Big 12, in yards per catch (22.4)
- ▶ Ranks No. 17 in the NCAA, No. 4 in the Big 12, in receiving TDs (5)
- ▶ Ranks No. 28 in the NCAA; No. 4 in the Big 12 in receiving yards/game (89.6)
- ▶ Ranks No. 11 in the Big 12 in all-purpose yards/game (107.0)
- ▶ Has six catches for more than 20 yards; 10 catches of 15 yards or more; 12 receptions of 10 yards or more
- ▶ Second most receptions (5) against Oklahoma State with 84 yards and his fifth touchdown of the season
- ▶ Doubled his career touchdown numbers with two against Maryland; first Mountaineer to catch two TDs in one game since Mario Alford did so at Iowa State on Nov. 29, 2014
- ▶ Finished with a career-high six catches vs. UMD
- ▶ Second touchdown of season was a long bomb, as he caught a 52-yard pass from Skyler Howard for team's first TD against Liberty; finished with a game-best 81 yards receiving
- ▶ Along with Jovon Durante (121), netted first career 100-yard receiving game vs. Georgia Southern
- ▶ Connected with Skyler Howard for a 26-yard touchdown against Georgia Southern for first career score; also caught a career-long 57-yard reception

2015 Game-By-Game

Opponent	No.	Yards	Avg.	TD	Lg
Ga. Southern	3	130	43.3	1	57
Liberty	3	81	27.0	1	52
Maryland	6	118	19.67	2	41
Oklahoma	3	35	11.7	0	18
Oklahoma State	5	84	16.8	1	48
Baylor					
TCU					
Texas Tech					
Texas					
Kansas					
Iowa State					
Kansas State					
Totals	20	448	22.4	5	57

2015 Single-Game Bests

Receptions6 vs. Maryland
 Receiving Yards 130 vs. Georgia Southern
 Receiving Touchdowns2 vs. Maryland
 Long Reception57 vs. Georgia Southern

Career Bests

Receptions6 vs. Maryland ('15)
 Receiving Yards 130 vs. GSU ('15)
 Receiving Touchdowns2 vs. Maryland ('15)
 Long Reception57 vs. GSU ('15)

Gibson's Receiving Statistics

Year	Games	No.	Yards	Avg.	TD	Long
2015	5	20	448	22.4	5	57
2014	12	4	60	15.0	0	47
Totals	17	24	508	21.7	5	57



Skyler HOWARD

Height: 6-0 | **Weight:** 206 | **Class:** Junior
Last School: Riverside CC | **Hometown:** Forth Worth, Texas

2015 Notes

- ▶ Has played in nine career games and started seven
- ▶ Has thrown at least three touchdowns in four of seven career starts
- ▶ No. 29 in the NCAA, No. 5 in the Big 12, in passing efficiency (150.0)
- ▶ Ranks No. 25 in the NCAA, No. 6 in the Big 12, in yards per pass attempt (8.5)
- ▶ Ranks No. 26 nationally, No. 5 in the Big 12, in passing yards per completion (13.7)
- ▶ Ranks No. 24 in the NCAA, No. 6 in the Big 12, in total offense (285.0)
- ▶ Also ranks No. 21 in NCAA, No. 5 in Big 12, in passing TDs (11), No. 28 in NCAA and No. 37 in NCAA, No. 5/6 in Big 12, in passing yards and per game (255.4)
- ▶ Threw a touchdown and ran for one against Oklahoma State
- ▶ Finished with 47 yards rushing with a long of 15 yards against Oklahoma State
- ▶ Earned first career rushing touchdown with 50-yard run on fourth-and-two in third quarter at Oklahoma; it was a career-long run and WVU's longest rush from scrimmage this year
- ▶ Threw a career-high four TDs against Maryland; also completed a career-high 21 passes for second straight week
- ▶ Completed a career-high 21 passes against Liberty, including a string of 14 straight completions
- ▶ Went 16-25 for a career-best 359 passing yards and threw two touchdowns against Georgia Southern in first career start at Milan Puskar Stadium
- ▶ Connected with Shelton Gibson and Jovon Durante on 57-yard tosses against Georgia Southern

2015 Game-By-Game

Opponent	Comp.	Att.	Int.	Pct.	Yards	TDs	Long
Ga. Southern	16	25	0	.640	359	2	57
Liberty	21	26	0	.808	263	3	52
Maryland	21	33	1	.636	294	4	41
Oklahoma	17	32	3	.531	173	1	34
Oklahoma St.	18	35	1	.514	188	1	48
Baylor							
TCU							
Texas Tech							
Texas							
Kansas							
Iowa State							
Kansas State							
Totals	93	151	5	.615	1,277	11	57

2015 Single-Game Bests

Rushing Yards 68 vs. Liberty
 Rushing Attempts19 vs. Oklahoma State
 Rushing Touchdowns 1 at Oklahoma; vs. Oklahoma State
 Long Rush50 at Oklahoma
 Passing Attempts33 vs. Maryland
 Passing Completions21 vs. Liberty, Maryland
 Passing Yards359 vs. Georgia Southern
 Passing Touchdowns4 vs. Maryland
 Long Completion57 vs. Georgia Southern

Career Bests

Rushing Yards69 at Iowa State ('14)
 Rushing Attempts19 vs. Oklahoma State ('15)
 Rushing Touchdowns 1 at Oklahoma ('15)
 Long Rush 50 at Oklahoma ('15)
 Passing Attempts 45 vs. Texas A&M ('14)
 Passing Completions 21 (3 times)
 Passing Yards359 vs. Georgia Southern ('15)
 Passing Touchdowns 4 vs. Maryland ('15)
 Long Completion 57 vs. Georgia Southern ('15)

Howard's Passing Statistics

Year	Games	C/A	Pct.	Yards	TD	Int.	Long
2015	5	93/151	.616	1,277	11	5	57
2014	4	56/110	.509	829	8	0	53
Totals	9	149/261	.571	2,106	19	5	57

Howard's Rushing Statistics

Year	Games	Att.	Yards	Avg.	TD	Long
2015	5	63	148	2.3	2	50
2014	4	22	140	6.4	0	24
Totals	9	85	288	3.4	2	50



Gary JENNINGS

Height: 6-1 | Weight: 206 | Class: Freshman
Last School: Colonial Forge | Hometown: Stafford, Va.

2015 Notes

- ▶ Has played in five games
- ▶ Caught a career-high four receptions against Liberty

2015 Game-By-Game


Opponent	No.	Yards	Avg.	TD	Lg
Ga. Southern	0	0	0	0	0
Liberty	4	28	7.0	0	11
Maryland	0	0	0	0	0
Oklahoma	0	0	0	0	0
Oklahoma State	0	0	0	0	0
Baylor					
TCU					
Texas Tech					
Texas					
Kansas					
Iowa State					
Kansas State					
Totals	4	28	7.0	0	11

2015 Single-Game Bests

Receptions4 vs. Liberty
 Receiving Yards28 vs. Liberty
 Receiving Touchdowns
 Long Reception11 vs. Liberty

Jennings' Receiving Statistics

Year	Games	No.	Yards	Avg.	TD	Long
2015	5	4	28	7.0	0	11



Devonte MATHIS

Height: 6-1 | Weight: 209 | Class: Redshirt Junior
Last School: Miramar | Hometown: Miami, Fla.

2015 Notes

- ▶ Has played in 19 career games
- ▶ Grabbed two catches for the third straight week with a pair of receptions at Oklahoma
- ▶ Caught two receptions against Liberty
- ▶ Finished with two catches for 20 yards against Maryland with a season-long reception of 13 yards

2015 Game-By-Game

Opponent	No.	Yards	Avg.	TD	Lg
Ga. Southern	0	0	0	0	0
Liberty	2	4	2.0	0	3
Maryland	2	20	10.0	0	13
Oklahoma	2	23	11.5	0	14
Oklahoma State			DNP		
Baylor					
TCU					
Texas Tech					
Texas					
Kansas					
Iowa State					
Kansas State					
Totals	6	47	7.8	0	14

2015 Single-Game Bests

Receptions2 (3 times)
 Receiving Yards23 at Oklahoma
 Receiving Touchdowns
 Long Reception14 at Oklahoma

Mathis' Career Bests

Receptions4 vs. William & Mary ('13)
 Receiving Yards44 vs. William & Mary ('13)
 Receiving Touchdowns
 Long Reception19 vs. Texas ('13)

Mathis' Receiving Statistics

Year	Games	No.	Yards	Avg.	TD	Long
2015	4	6	47	7.8	0	14
2014	8	0	0	0	0	0
2013	8	7	82	11.7	0	19
Totals	20	13	129	9.9	0	19



Rushel SHELL

Height: 5-10 | Weight: 224 | Class: Redshirt Junior
Last School: Pitt | Hometown: Hopewell, Pa.

2015 Notes

- ▶ Has played in 17 games and started 10
- ▶ Finished with 47 yards rushing against Oklahoma State with a long of eight yards; also had a 12-yard catch
- ▶ Netted 72 yards on a season-high 20 carries at Oklahoma; day included a 5-yard TD run, WVU's first score of game
- ▶ Productive against Maryland, gaining a season-high 77 yards on 15 rushes, also a season high, and scored on a two-yard run
- ▶ Had 110 all-purpose yards against the Terps
- ▶ Also gained a season-high 33 yards on two catches against UMD
- ▶ Gained 42 yards on eight carries, including a six-yard score, against Georgia Southern

2015 Game-By-Game

Opponent	Att.	Net.	Avg.	TD	Lg	Rec.	Yds.	TD
Ga. Southern	8	42	5.2	1	9	0	0	0
Liberty	11	27	2.5	0	5	1	11	0
Maryland	15	77	5.1	1	23	2	33	0
Oklahoma	20	72	3.6	1	15	0	0	0
Oklahoma St.	19	47	2.5	0	8	1	12	0
Baylor								
TCU								
Texas Tech								
Texas								
Kansas								
Iowa State								
Kansas State								
Totals	73	266	3.6	3	23	4	56	0

2015 Single-Game Bests

Rushing Yards77 vs. Maryland
 Rushing Attempts20 at Oklahoma
 Rushing Touchdowns1 (3 times)
 Long Rush23 vs. Maryland
 Receptions2 vs. Maryland
 Receiving Yards33 vs. Maryland
 Receiving Touchdowns
 Long Reception16 vs. Maryland

Career Highs

Rushing Yards146 at Iowa State ('14)
 Rushing Attempts27 at Maryland ('14)
 Rushing Touchdowns2 at Texas Tech ('14)
 Long Rush54 at Iowa State ('14)
 Receptions4 vs. Towson ('14)
 Receiving Yards47 vs. Towson ('14)
 Receiving Touchdowns
 Long Reception19 vs. Alabama ('14)

Shell's Rushing Statistics

Year	Games	Att.	Yards	Avg.	TD	Long
2015	5	73	266	3.6	3	23
2014	12	176	788	4.5	7	54
Totals	17	249	1,054	4.2	10	54

Shell's Receiving Statistics

Year	Games	No.	Yards	Avg.	TD	Long
2015	5	4	56	14.0	0	16
2014	12	21	140	6.7	0	19
Totals	17	25	196	7.8	0	19



Daikiel **SHORTS JR.**

Height: 6-1 | Weight: 201 | Class: junior

Last School: Eastern Christian | Hometown: Clayton, N.J.

2015 Notes

- ▶ Has played in 30 career games and started 16
- ▶ Tied his season high with five catches against Oklahoma State with 41 yards and a long of 12 yards
- ▶ Had three catches for 33 yards, a touchdown and a long of 17 yards against Maryland
- ▶ Grabbed a season-high four catches against Liberty and finished second on the team with 78 yards receiving
- ▶ Finished third on the team with 55 receiving yards against Georgia Southern

2015 Game-By-Game

Opponent	No.	Yards	Avg.	TD	Lg
Ga. Southern	3	55	18.3	0	26
Liberty	5	95	19.0	0	29
Maryland	3	33	11.0	1	17
Oklahoma	2	17	8.5	0	14
Oklahoma St.	5	41	8.2	0	12
Baylor					
TCU					
Texas Tech					
Texas					
Kansas					
Iowa State					
Kansas State					
Totals	18	241	13.4	1	29

2015 Single-Game Bests

Receptions 5 vs. Liberty; Oklahoma State
 Receiving Yards 95 vs. Liberty
 Receiving Touchdowns 1 vs. Maryland
 Long Reception 29 vs. Liberty

Career Bests

Receptions 9 vs. Texas Tech ('13)
 Receiving Yards 98 at TCU ('13)
 Receiving Touchdowns 2 vs. Georgia State ('13)
 Long Reception 38 at TCU ('13)

Shorts' Receiving Statistics

Year	Games	No.	Yards	Avg.	TD	Long
2015	5	18	241	13.4	1	29
2014	13	24	346	14.4	2	29
2013	12	45	495	11.0	2	38
Totals	30	87	1,082	12.4	5	38



Wendell **SMALLWOOD**

Height: 5-11 | Weight: 202 | Class: Junior

Last School: Eastern Christian | Hometown: Wilmington, Del.

2015 Notes

- ▶ Has played in 30 games and started 14
- ▶ Ranks No. 17 nationally, No. 2 in Big 12, in rushing yards/game (117.8)
- ▶ No. 5 in the Big 12 in all-purpose yards/game (136.0)
- ▶ Tied his career-high 147 rushing yards against Oklahoma State on 19 carries, averaging 7.7 yards per carry and a touchdown
- ▶ Third-straight 100-yard rushing performance by a Mountaineer for the first time since Noel Devine opened the 2010 season with three straight
- ▶ Had season long run of 29 yards against Oklahoma State
- ▶ Ran for 100+ yards for the second straight game with a team-best 111 yards at Oklahoma
- ▶ Gained a career-high 147 yards on 22 rushes against Maryland; also added a four-yard rushing TD
- ▶ Finished with a game-best 170 all-purpose yards vs. UMD
- ▶ Finished with a game-high 112 all-purpose yards against Liberty, including a game-high 88 yards rushing
- ▶ Single-game career best two touchdowns against Liberty, including a fumble recovery in the end zone
- ▶ Netted 119 all-purpose yards against Georgia Southern, including a game-best 96 yards rushing
- ▶ First touchdown of season came on 19-yard run against Georgia Southern

2015 Game-By-Game

Opponent	Att.	Net.	Avg.	TD	Lg	Rec.	Yds.	TD
Ga. Southern	11	96	8.7	1	19	4	23	0
Liberty	15	88	5.9	2	14	4	24	0
Maryland	22	147	6.7	1	25	2	23	0
Oklahoma	22	111	5.0	0	21	3	8	0
Oklahoma St.	19	147	7.7	1	29	3	16	0
Baylor								
TCU								
Texas Tech								
Texas								
Kansas								
Iowa State								
Kansas State								
Totals	89	589	6.6	5	29	16	94	0

2015 Single-Game Bests

Rushing Yards 147 vs. Maryland; Oklahoma State
 Rushing Attempts 22 vs. Maryland, at Oklahoma
 Rushing Touchdowns 2 vs. Liberty
 Long Rush 29 vs. Oklahoma State
 Receptions 4 vs. Georgia Southern, Liberty
 Receiving Yards 24 vs. Liberty
 Receiving Touchdowns
 Long Reception 13 vs. Maryland

Career Bests


Rushing Yards 147 vs. Maryland; Oklahoma State ('15)
 Rushing Attempts 23 at Oklahoma State ('14)
 Rushing Touchdowns 2 vs. Liberty ('15)
 Long Rush 38 vs. Georgia State ('13)
 Receptions 6 vs. Alabama ('14)
 Receiving Yards 73 vs. Alabama ('14)
 Long Reception 50 at Maryland ('14)

Smallwood's Rushing Statistics

Year	Games	Att.	Yards	Avg.	TD	Long
2015	5	89	589	6.6	5	29
2014	13	148	722	4.9	2	35
2013	12	39	221	5.7	1	38
Totals	30	267	1,532	5.6	8	38

Smallwood's Receiving Statistics

Year	Games	No.	Yards	Avg.	TD	Long
2015	5	16	94	5.9	0	13
2014	13	31	326	10.5	0	50
2013	12	11	132	12.0	0	30
Totals	30	58	552	9.5	0	50



Jordan THOMPSON

Height: 5-7 | Weight: 175 | Class: Senior
Last School: Katy | Hometown: Katy, Texas

2015 Notes

- ▶ Has played in 41 games and started 15
- ▶ Paced the team with a season-high 46 yards receiving at Oklahoma, including a season-long catch of 20 yards
- ▶ Netted 42 yards receiving against Maryland
- ▶ Averaged 10 yards per catch against Georgia Southern

2015 Game-By-Game

Opponent	No.	Yards	Avg.	TD	Lg
Ga. Southern	3	30	10.0	0	14
Liberty	0	0	0	0	0
Maryland	3	42	14.0	0	17
Oklahoma	3	46	15.3	0	20
Oklahoma St.	1	11	11.0	0	11
Baylor					
TCU					
Texas Tech					
Texas					
Kansas					
Iowa State					
Kansas State					
Totals	10	129	12.9	0	20

2015 Single-Game Bests

Receptions	3 (3 times)
Receiving Yards	46 at Oklahoma
Receiving Touchdowns	0
Long Reception	20 at Oklahoma

Career Highs

Receptions	7 vs. TCU ('14)
Receiving Yards	109 at Texas Tech ('14)
Receiving Touchdowns	1 vs. Towson ('14)
	at Texas Tech ('14)
Long Reception	56 at Texas Tech ('14)

Thompson's Receiving Statistics

Year	Games	No.	Yards	Avg.	TD	Long
2015	5	10	129	12.9	0	20
2014	13	49	598	12.2	2	56
2013	10	23	178	7.7	0	17
2012	13	13	85	6.5	0	15
Totals	41	95	909	10.4	2	56



Elijah WELLMAN

Height: 6-2 | Weight: 234 | Class: Redshirt Sophomore
Last School: Spring Valley | Hometown: Huntington, W.Va.

2015 Notes

- ▶ Has played in 17 career games and started two
- ▶ Started for the second straight game against Oklahoma state, finishing with one catch for three yards
- ▶ Earned first career start at Oklahoma
- ▶ Opened the Mountaineers' scoring against Maryland with a 7-yard TD reception, his second score in as many games
- ▶ Made the most of one catch against Liberty, connecting with William Crest for a 4-yard touchdown

2015 Game-By-Game

Opponent	Att.	Net.	Avg.	TD	Lg	Rec.	Yds.	TD
Ga. Southern	0	0	0	0	0	0	0	0
Liberty	0	0	0	0	0	1	4	1
Maryland	0	0	0	0	0	1	7	1
Oklahoma	0	0	0	0	0	0	0	0
Oklahoma St.	0	0	0	0	0	1	3	0
Baylor								
TCU								
Texas Tech								
Texas								
Kansas								
Iowa State								
Kansas State								
Totals	0	0	0	0	0	3	14	2

2015 Single-Game Bests

Rushing Yards	0
Rushing Attempts	0
Rushing Touchdowns	0
Long Rush	0
Receptions	1 vs. Liberty, Maryland
Receiving Yards	7 vs. Maryland
Receiving Touchdowns	1 vs. Liberty, Maryland
Long Reception	7 vs. Maryland

Career Highs

Rushing Yards	2 vs. Towson ('14), at Maryland ('14)
Rushing Attempts	1 vs. Towson ('14), at Maryland ('14)
Rushing Touchdowns	0
Long Rush	2 vs. Towson ('14), at Maryland ('14)
Receptions	1 (7 times)
Receiving Yards	10 vs. Alabama ('14)
Receiving Touchdowns	1 (3 times)
Long Reception	10 vs. Alabama ('14)

Wellman's Rushing Statistics

Year	Games	Att.	Yards	Avg.	TD	Long
2015	5	0	0	0	0	0
2014	12	2	4	2.0	0	2
Totals	17	2	4	2.0	0	2

Wellman's Receiving Statistics

Year	Games	No.	Yards	Avg.	TD	Long
2015	5	3	14	4.7	2	7
2014	12	4	11	2.8	1	10
Totals	17	7	25	3.6	3	10

WVU'S MULTI 100-YARD RECEIVING GAMES

Season	2 100-yard Receivers	3 100-yard Receivers	Total
2015	1	0	1
2014	3	0	3
2012	2	1	3
2011	3	1	4
1998	1	0	1
1997	1	0	1
1996	2	0	2
1995	2	0	2
1994	1	0	1
1993	2	0	2
1972	1	0	1

WVU'S MULTI 100-YARD RECEIVING GAMES

Date	Opponent	Player	Yards
9/5/15	Georgia Southern	Shelton Gibson (3/130/1) Jovon Durante (3/121/1)	W/44-0
10/11/14	at Texas Tech	Kevin White (13/123/1) Jordan Thompson (6/109/1)	W, 37-34
9/20/14	Oklahoma	Kevin White (10/173/1) Mario Alford (7/101/1)	L, 33-45
9/13/14	at Maryland	Kevin White (13/216/1) Mario Alford (11/131/2)	W, 40-37
12/1/12	Kansas	Stedman Bailey (11/159/2) Tavon Austin (4/110/0)	W, 59-10
9/29/12	Baylor	Stedman Bailey (13/303/5) Tavon Austin (14/215/2) J.D. Woods (13/114/1)	W, 70-63
9/15/12	James Madison	Stedman Bailey (13/173/3) Tavon Austin (11/113/1)	W, 42-12
11/12/11	at Cincinnati	Tavon Austin (9/126/0) Stedman Bailey (6/104/1)	W, 24-21
10/8/11	Connecticut	Stedman Bailey (7/178/2) Ivan McCartney (6/131/0)	W, 43-16
9/24/11	LSU	Tavon Austin (11/187/0) Stedman Bailey (8/115/1)	L, 21-47
9/17/11	at Maryland	Tavon Austin (11/122/0) Stedman Bailey (8/113/1) Ivan McCartney (8/101/0)	W, 37-31
11/27/98	at Pitt	Shawn Foreman (5/115/1) Khorri Ivy (6/113/2)	W, 52-14
12/29/97	Georgia Tech	Jerry Porter (4/124/2) Shawn Foreman (12/110/0)	L, 30-35
11/9/96	at Rutgers	David Saunders (11/178/2) Shawn Foreman (6/164/2)	W, 55-14
10/5/96	Boston College	David Saunders (8/191/1) Rahsaan Vanterpool (9/152/1)	W, 34-17
11/4/95	Rutgers	David Saunders (8/149/2) Lovett Purnell (3/134/2)	W, 59-26
9/2/95	Purdue	Lovett Purnell (8/149/0) David Saunders (6/130/0)	L, 24-26
10/15/94	at Pitt	Rahsaan Vanterpool (9/205/2) Zach Abraham (6/180/2)	W, 47-41
11/6/93	Rutgers	Mike Baker (8/172/2) Jay Kearney (4/106/0)	W, 58-22
9/18/93	at Maryland	Mike Baker (8/126/1) Jay Kearney (3/104/1)	W, 42-37
9/23/72	at Virginia	Marshall Mills (7/132/1) Danny Buggs (3/113/2)	W, 48-10



Dravon ASKEW-HENRY

Height: 5-11 | Weight: 202 | Class: Sophomore
Last School: Aliquippa | Hometown: Aliquippa, Pa.

2015 Notes

- ▶ Started all 13 games as a true freshman in 2014 and has five starts in 2015
- ▶ Ranks No. 11 in the Big 12 in interceptions per game
- ▶ Had a career-high-tying seven tackles vs. Oklahoma State
- ▶ Led the team with a career-best seven tackles vs. Liberty
- ▶ Had an interception with four tackles, three solo, and assisted on one tackle for loss vs. Georgia Southern

2015 Game-By-Game

Opponent	UT/AT/TT	TFL	Sacks	FF	FR	Int	PBU
Ga. Southern	3/1/4	0.5/1	0	0	0	1	0
Liberty	6/1/7	0	0	0	0	0	0
Maryland	1/0/1	0	0	0	0	0	0
Oklahoma	2/1/3	0	0	0	0	0	0
Oklahoma St.	4/3/7	0	0	0	0	0	0
Baylor							
TCU							
Texas Tech							
Texas							
Kansas							
Iowa State							
Kansas State							

2015 Season-Game Bests

Unassisted Tackles.....	6 vs. Liberty
Assisted Tackles.....	3 vs. Oklahoma State
Total Tackles.....	7 vs. Liberty, vs. Oklahoma State
Tackles For Loss.....	0.5 vs. Georgia Southern
Sacks	
Forced Fumbles.....	
Fumble Recoveries.....	
Interceptions.....	1 vs. Georgia Southern
Pass Breakups	

Career Highs

Unassisted Tackles.....	8 vs. Texas A&M ('14)
Assisted Tackles.....	3 vs. Alabama ('14), vs. Oklahoma State ('15)
Total Tackles.....	7 vs. Liberty ('15), vs. Oklahoma State ('15)
Tackles For Loss.....	1 vs. Kansas State ('14)
Sacks	
Forced Fumbles.....	
Fumble Recoveries.....	
Interceptions.....	2 at Oklahoma State ('14)
Pass Breakups	1 vs. Kansas (14); Texas A&M ('14)

Askew-Henry's Defensive Statistics

Year	GP	T/A/TT	TFL	Sacks	INT	PB	FF	FR
2015	5	16/6/22	0.5/1	0	1	0	0	0
2014	13	36/9/45	1/3	0	2	2	0	0
Totals	18	52/15/67	1.5/4	0	3	2	0	0



Jared BARBER

Height: 6-0 | Weight: 232 | Class: Redshirt Senior
Last School: Davie | Hometown: Mocksville, N.C.

2015 Notes

- ▶ Has played in 36 games and started 17
- ▶ Returned after missing the entire 2014 season with a knee injury sufferend in 2013 against Texas
- ▶ Is No. 5 in the Big 12 and 26th nationally in tackles for loss per game
- ▶ Had a sack, three tackles for loss and seven total tackles, all season bests, vs. Oklahoma State
- ▶ Had six tackles and assisted on a sack at Oklahoma
- ▶ Had a team-high five tackles with a tackle for loss vs. Maryland
- ▶ Missed Liberty game after sustaining shoulder injury against Georgia Southern
- ▶ Had 1.5 tackles for loss of five yards and totalled three tackles vs. Georgia Southern.

2015 Game-By-Game

Opponent	UT/AT/TT	TFL	Sacks	FF	FR	Int	PBU
Ga. Southern	2/1/3	1.5/5	0	0	0	0	0
Liberty			Did Not Play				
Maryland	4/1/5	1.0/1	0	0	0	0	0
Oklahoma	1/5/6	0.5/2	0.5/2	0	0	0	0
Oklahoma St.	6/1/7	3.0/7	1.0/2	0	0	0	0
Baylor							
TCU							
Texas Tech							
Texas							
Kansas							
Iowa State							
Kansas State							

2015 Season-Game Bests

Unassisted Tackles.....	6 vs. Oklahoma State
Assisted Tackles.....	5 at Oklahoma
Total Tackles.....	7 vs. Oklahoma State
Tackles For Loss.....	3.0 vs. Oklahoma State
Sacks	1.0 vs. Oklahoma State
Forced Fumbles.....	
Fumble Recoveries.....	
Interceptions.....	
Pass Breakups	

Career Highs

Unassisted Tackles.....	8 at Baylor (13); vs. Texas ('13)
Assisted Tackles.....	6 vs. Texas ('13)
Total Tackles.....	14 vs. Texas ('13)
Tackles For Loss.....	3.0 vs. Oklahoma State ('15)
Sacks	1 vs. Kansas St. ('12), vs. Oklahoma St. ('15)
Forced Fumbles.....	1 vs. Texas ('13)
Fumble Recoveries.....	1 vs. TCU ('12); 1 at TCU ('13)
Interceptions.....	
Pass Breakups	2 vs. Clemson ('11)

Barber's Defensive Statistics

Year	GP	T/A/TT	TFL	Sacks	INT	PB	FF	FR
2015	4	13/8/21	6.0/15	1.5/4	0	0	0	0
2013	10	43/28/71	5/14	0	0	2	1	1
2012	10	18/16/34	2.5/13	1/9	0	1	0	1
2011	12	13/10/23	2/6	0	0	3	0	0
Totals	36	87/62/149	14/43	2.5/13	0	6	1	2



Al-Rasheed BENTON

Height: 6-1 | Weight: 235 | Class: Redshirt Sophomore
Last School: Shabazz | Hometown: Newark, N.J.

2015 Notes

- ▶ Has played in 18 career games with one start
- ▶ Recorded three tackles with one TFL vs. Maryland
- ▶ Earned first start against Liberty
- ▶ Named WVU Defensive Player of the Game after finishing with seven tackles, including five solo and two TFLs
- ▶ Had two tackles, including one TFL vs. Georgia Southern

2015 Game-By-Game

Opponent	UT/AT/TT	TFL	Sacks	FF	FR	Int	PBU
Ga. Southern	2/0/2	1.0/3	0	0	0	0	0
Liberty	5/2/7	2.0/4	0	0	0	0	0
Maryland	2/1/3	1.0/1	0	0	0	0	0
Oklahoma	0/0/0	0	0	0	0	0	0
Oklahoma St.	1/0/1	0	0	0	0	0	0
Baylor							
TCU							
Texas Tech							
Texas							
Kansas							
Iowa State							
Kansas State							

2015 Season-Game Bests

Unassisted Tackles.....	5 vs. Liberty
Assisted Tackles.....	2 vs. Liberty
Total Tackles.....	7 vs. Liberty
Tackles For Loss.....	2.0 vs. Georgia Southern
Sacks	
Forced Fumbles.....	
Fumble Recoveries.....	
Interceptions.....	
Pass Breakups	

Career Highs

Unassisted Tackles.....	5 vs. Liberty ('15)
Assisted Tackles.....	2 vs. Liberty ('15); Towson ('14)
Total Tackles.....	7 vs. Liberty ('15)
Tackles For Loss.....	2.0 vs. Georgia Southern ('15)
Sacks	
Forced Fumbles.....	
Fumble Recoveries.....	
Interceptions.....	
Pass Breakups	

Benton's Defensive Statistics

Year	GP	T/A/TT	TFL	Sacks	INT	PB	FF	FR
2015	5	10/3/13	4/8	0	0	0	0	0
2014	13	3/3/6	0	0	0	0	0	0
Totals	18	13/6/19	4/8	0	0	0	0	0



Christian BROWN

Height: 6-2 | Weight: 290 | Class: Redshirt Junior
Last School: Bridgeton (NJ) | Hometown: Fort Myers, Fla.

2015 Notes

- ▶ Has played in 31 career games with six starts
- ▶ Recorded one tackle for loss vs. Liberty
- ▶ Had four tackles, three solo, vs. Georgia Southern

2015 Game-By-Game

Opponent	UT/AT/TT	TFL	Sacks	FF	FR	Int	PBU
Ga. Southern	3/1/4	0	0	0	0	0	0
Liberty	2/0/2	1.0/2	0	0	0	0	0
Maryland	2/0/2	0	0	0	0	0	0
Oklahoma	0/0/0	0	0	0	0	0	0
Oklahoma St.	1/1/2	0	0	0	0	0	0
Baylor							
TCU							
Texas Tech							
Texas							
Kansas							
Iowa State							
Kansas State							

2015 Season-Game Bests

Unassisted Tackles..... 3 vs. Georgia Southern
 Assisted Tackles..... 1 vs. Georgia Southern, vs. Oklahoma State
 Total Tackles..... 4 vs. Georgia Southern
 Tackles For Loss..... 1.0 vs. Liberty
 Sacks
 Forced Fumbles.....
 Fumble Recoveries.....
 Interceptions.....
 Pass Breakups

Career Highs

Unassisted Tackles..... 5 vs. Texas A&M ('14)
 Assisted Tackles..... 2 (4 times)
 Total Tackles..... 7 vs. Texas A&M ('14)
 Tackles For Loss..... 1.0 (3 times)
 Sacks.....
 Forced Fumbles..... 1 vs. Oklahoma ('12)
 Fumble Recoveries.....
 Interceptions.....
 Pass Breakups 1 at Maryland ('14)

Brown's Defensive Statistics

Year	GP	T/A/TT	TFL	Sacks	INT	PB	FF	FR
2015	5	8/2/10	0	0	0	0	0	0
2014	12	13/8/21	0	0	0	1	0	0
2013	4	1/2/3	0	0	0	0	0	0
2012	10	7/3/10	2/2	0	0	0	1	0
Totals	31	29/15/44	2/2	0	0	1	1	0



Isaiah BRUCE

Height: 6-1 | Weight: 238 | Class: Redshirt Senior
Last School: Providence | Hometown: Jacksonville, Fla.

2015 Notes

- ▶ Has played in 41 career games and started 20
- ▶ Posted one tackle vs. Maryland

2015 Game-By-Game

Opponent	UT/AT/TT	TFL	Sacks	FF	FR	Int	PBU
Ga. Southern	0/0/0	0	0	0	0	0	0
Liberty	0/0/0	0	0	0	0	0	0
Maryland	1/0/1	0	0	0	0	0	0
Oklahoma	0/0/0	0	0	0	0	0	0
Oklahoma St.	0/0/0	0	0	0	0	0	0
Baylor							
TCU							
Texas Tech							
Texas							
Kansas							
Iowa State							
Kansas State							

2015 Season-Game Bests

Unassisted Tackles..... 1 vs. Maryland
 Assisted Tackles.....
 Total Tackles..... 1 vs. Maryland
 Tackles For Loss.....
 Sacks
 Forced Fumbles.....
 Fumble Recoveries.....
 Interceptions.....
 Pass Breakups

Career Highs

Unassisted Tackles..... 7 (3 times)
 Assisted Tackles..... 9 vs. Marshall ('12)
 Total Tackles..... 16 vs. Marshall ('12)
 Tackles For Loss..... 2 (3 times)
 Sacks..... 0.5 vs. JMU ('12)
 Forced Fumbles..... 1 (3 times)
 Fumble Recoveries..... 1 (4 times)
 Interceptions..... 1 vs. TCU ('12), Syracuse ('12)
 Pass Breakups 1 (4 times)

Bruce's Defensive Statistics

Year	GP	T/A/TT	TFL	Sacks	INT	PB	FF	FR
2015	5	1/0/1	0	0	0	0	0	0
2014	13	11/4/15	3.5/11	0	0	1	0	0
2013	11	26/17/43	5/18	0	0	0	3	2
2012	13	51/43/94	6.5/17	0.5/1	2/12	3	0	2
Totals	42	89/64/153	15.5/46	0.5/1	2/12	4	3	4



Terrell CHESTNUT

Height: 5-11 | Weight: 193 | Class: Redshirt Senior
Last School: Pottsgrove | Hometown: Pottstown, Pa.

2015 Notes

- ▶ Has played in 33 career games and started 20
- ▶ Ranks No. 1 in the Big 12 and 13th nationally in passes defended and is .No. 6 in the league in interceptions per game
- ▶ Had an interception, five pass break-ups and seven tackles, all career bests, vs. Oklahoma State
- ▶ Had an interception, forced a fumble and recorded two tackles with one TFL vs. Maryland
- ▶ Forced fumble against Maryland turned sure touchdown into touchback
- ▶ Posted three tackles and one pass breakup vs. Liberty
- ▶ Tied a career-high with five solo tackles vs. Ga. Southern

2015 Game-By-Game

Opponent	UT/AT/TT	TFL	Sacks	FF	FR	Int	PBU
Ga. Southern	5/0/5	0	0	0	0	0	0
Liberty	2/1/3	0	0	0	0	0	1
Maryland	2/0/2	1.0/2	0	1	0	1	0
Oklahoma	1/0/1	0	0	0	0	0	0
Oklahoma St.	5/2/7	0	0	0	0	1	5
Baylor							
TCU							
Texas Tech							
Texas							
Kansas							
Iowa State							
Kansas State							

2015 Season-Game Bests

Unassisted Tackles..... 5 vs. Georgia Southern, vs. Oklahoma State
 Assisted Tackles..... 2 vs. Oklahoma State
 Total Tackles..... 7 vs. Oklahoma State
 Tackles For Loss..... 1, vs. Maryland
 Sacks
 Forced Fumbles..... 1, vs. Maryland
 Fumble Recoveries.....
 Interceptions..... 1, vs. Maryland, vs. Oklahoma State
 Pass Breakups 5 vs. Oklahoma State

Career Highs

Unassisted Tackles..... 5 (3 times)
 Assisted Tackles..... 3 vs. Alabama ('14); at Maryland ('14)
 Total Tackles..... 7 vs. Oklahoma State ('15)
 Tackles For Loss..... 1 vs. Kansas ('12); vs. Maryland ('15)
 Sacks.....
 Forced Fumbles..... 1, 3 times
 Fumble Recoveries..... 1 vs. TCU ('14)
 Interceptions..... 1 (3 times)
 Pass Breakups 5 vs. Oklahoma State ('15)

Chestnut's Defensive Statistics

Year	GP	T/A/TT	TFL	Sacks	INT	PB	FF	FR
2015	5	15/3/18	1/2	0	2	6	1	0
2014	12	25/10/35	0	0	1	7	0	1
2013	10	7/3/10	0	0	0	0	1	0
2012	6	3/3/6	1/4	0	0	2	0	0
Totals	33	50/19/69	2/6	0	3	15	2	1



KJDILLON

Height: 6-1 | **Weight:** 209 | **Class:** Senior
Last School: Apopka | **Hometown:** Apopka, Fla.

2015 Notes

- ▶ Has played in 40 career games and started 21
- ▶ Tied for No. 11 in the Big 12 in interceptions per game
- ▶ Had two tackles for loss and six tackles vs. Oklahoma State
- ▶ Recorded seven tackles and one pass breakup at Oklahoma
- ▶ Had an interception, one tackle for loss and one pass break up vs. Maryland
- ▶ Had four tackles, assisted on one tackle for loss and had one pass breakup vs. Georgia Southern

2015 Game-By-Game

Opponent	UT/AT/TT	TFL	Sacks	FF	FR	Int	PBU
Ga. Southern	2/2/4	0.5/1	0	0	0	0	1
Liberty	0/1/1	0	0	0	0	0	0
Maryland	1/0/1	1.0/5	0	0	0	1	1
Oklahoma	5/2/7	0	0	0	0	0	1
Oklahoma St.	3/3/6	2.0/2	0	0	0	0	1
Baylor							
TCU							
Texas Tech							
Texas							
Kansas							
Iowa State							
Kansas State							

2015 Season-Game Bests

Unassisted Tackles.....	5 at Oklahoma
Assisted Tackles.....	3 vs. Oklahoma State
Total Tackles.....	7 at Oklahoma
Tackles For Loss.....	2 vs. Oklahoma State
Sacks.....	0.5 vs. Towson
Forced Fumbles.....	1 at Texas Tech ('12)
Fumble Recoveries.....	1 vs. Maryland ('13)
Interceptions.....	1 vs. Maryland
Pass Breakups.....	1 (4 times)

Career Highs

Unassisted Tackles.....	7 vs. Kansas State ('14)
Assisted Tackles.....	3 vs. JMU ('12), vs. Oklahoma State ('15)
Total Tackles.....	8 vs. Kansas State ('14)
Tackles For Loss.....	2.5 vs. Kansas State ('14)
Sacks.....	0.5 vs. Towson
Forced Fumbles.....	1 at Texas Tech ('12)
Fumble Recoveries.....	1 vs. Maryland ('13)
Interceptions.....	1 (4 times)
Pass Breakups.....	2 (4 times)

Dillon's Defensive Statistics

Year	GP	T/A/TT	TFL	Sacks	INT	PB	FF	FR
2015	5	11/8/19	2.5/4	0	1	4	0	0
2014	13	43/19/62	7.5/18	0.5/4	3	7	0	0
2013	9	23/5/28	3/8	0	0	6	0	1
2012	13	14/6/20	0	0	0	0	1	0
Totals	40	91/38/129	14/30	0.5/4	4	17	1	1



JarrodHARPER

Height: 6-1 | **Weight:** 211 | **Class:** Redshirt Senior
Last School: Mountain Ridge | **Hometown:** Frostburg, Md.

2015 Notes

- ▶ Has played in 30 career games with one start
- ▶ Made his first career start and had a career-best six tackles with two pass break-ups vs. Oklahoma State
- ▶ Had three tackles against Georgia Southern

2015 Game-By-Game

Opponent	UT/AT/TT	TFL	Sacks	FF	FR	Int	PBU
Ga. Southern	2/1/3	1.0/2	0	0	0	0	0
Liberty	0/0/0	0	0	0	0	0	0
Maryland	1/0/1	0	0	0	0	0	0
Oklahoma	0/0/0	0	0	0	0	0	0
Oklahoma St.	5/1/6	0	0	0	0	0	2
Baylor							
TCU							
Texas Tech							
Texas							
Kansas							
Iowa State							
Kansas State							

2015 Season-Game Bests

Unassisted Tackles.....	5 vs. Oklahoma State
Assisted Tackles.....	1 vs. Georgia Southern, vs. Oklahoma St
Total Tackles.....	6 vs. Oklahoma State
Tackles For Loss.....	1.0 vs. Georgia Southern
Sacks.....	0 vs. Oklahoma State
Forced Fumbles.....	0
Fumble Recoveries.....	0
Interceptions.....	0
Pass Breakups.....	2 vs. Oklahoma State

Career Highs

Unassisted Tackles.....	5 vs. Oklahoma State ('15)
Assisted Tackles.....	2 at Kansas ('13)
Total Tackles.....	6 vs. Oklahoma State ('15)
Tackles For Loss.....	1 vs. Towson ('14), vs. Ga. Southern ('15)
Sacks.....	1 vs. Towson ('14)
Forced Fumbles.....	1 at Kansas ('13)
Fumble Recoveries.....	0
Interceptions.....	0
Pass Breakups.....	2 vs. Oklahoma State

Harper's Defensive Statistics

Year	GP	T/A/TT	TFL	Sacks	INT	PB	FF	FR
2015	5	8/2/10	1/2	0	0	2	0	0
2014	13	9/4/13	1/9	1/9	0	0	0	0
2013	12	6/4/10	0	0	0	0	1	0
Totals	30	23/10/33	2/11	1/9	0	2	1	0



KarlJOSEPH

Height: 5-11 | **Weight:** 200 | **Class:** Senior
Last School: Edgewater | **Hometown:** Orlando, Fla.

2015 Notes

- ▶ Sustained season-ending right knee injury on Oct. 6 in a non-contact drill during practice
- ▶ Started all 42 games of his career
- ▶ Ranks No. 1 nationally with 1.3 interceptions per game, No. 2 in the Big 12 in passes defended per game with 1.5 and No. 5 in the league with 1 fumble recovered
- ▶ Had an interception and a sack with five tackles at Oklahoma
- ▶ Finished with four tackles, had an interception and one tackle for loss vs. Maryland
- ▶ Recorded three solo tackles against Liberty
- ▶ Named FWAA National Player of the Week for performance against Georgia Southern; also Jim Thorpe National and Big 12 Defensive Player of the Week
- ▶ Had a career-best three interceptions and led the team with eight tackles, seven solo vs. Georgia Southern
- ▶ First WVU player since 1994 to have three interceptions in a game and third all-time to have three in a quarter

2015 Game-By-Game

Opponent	UT/AT/TT	TFL	Sacks	FF	FR	Int	PBU
Ga. Southern	7/1/8	0	0	0	1	3/0	0
Liberty	3/0/3	0	0	0	0	0	0
Maryland	2/2/4	1.0/1	0	0	0	1	0
Oklahoma	3/2/5	1.0/8	1.0/8	0	0	1/7	1
Oklahoma St.			Did Not Play				
Baylor							
TCU							
Texas Tech							
Texas							
Kansas							
Iowa State							
Kansas State							

2015 Season-Game Bests

Unassisted Tackles.....	7 vs. Georgia Southern
Assisted Tackles.....	2 at Oklahoma
Total Tackles.....	8 vs. Georgia Southern
Tackles For Loss.....	1, vs. Maryland; at Oklahoma
Sacks.....	1 at Oklahoma
Forced Fumbles.....	0
Fumble Recoveries.....	1 vs. Georgia Southern
Interceptions.....	3 vs. Georgia Southern
Pass Breakups.....	1 at Oklahoma

Career Highs

Unassisted Tackles.....	12 at ISU ('12), at K-State ('13)
Assisted Tackles.....	7 vs. Alabama ('14)
Total Tackles.....	18 vs. Alabama ('14)
Tackles For Loss.....	2 (3 times)
Sacks.....	1 vs. Maryland ('12); at Oklahoma ('15)
Forced Fumbles.....	1 (8 times)
Fumble Recoveries.....	1 (6 times)
Interceptions.....	3 vs. Georgia Southern ('15)
Pass Breakups.....	2 vs. Oklahoma State ('13), at Iowa State ('14)

Joseph's Defensive Statistics

Year	GP	T/A/TT	TFL	Sacks	INT	PB	FF	FR
2015	4	15/5/20	2.0/9	1.0/8	5/7	1	0	1
2014	13	62/30/92	4.5/11	0	0	1	3	0
2013	12	56/12/68	3/11	0	1/11	4	2	4
2012	13	76/28/104	7/25	1.0/12	2/22	6	3	1
Totals	42	209/75/284	15.5/56	2.0/20	8/40	12	8	6



Eric KINSEY

Height: 6-3 | Weight: 280 | Class: Senior
Last School: Miami Northwestern | Hometown: Miami, Fla.

2015 Notes

- ▶ Has played in 37 career games and started four
- ▶ Assisted on three tackles at Oklahoma
- ▶ Recorded three tackles and a pass breakup vs. Maryland
- ▶ Posted a career-best five tackles vs. Georgia Southern

2015 Game-By-Game

Opponent	UT/AT/TT	TFL	Sacks	FF	FR	Int	PBU
Ga. Southern	1/4/5	0.5/2	0	0	0	0	0
Liberty	0/0/0	0	0	0	0	0	0
Maryland	2/1/3	0	0	0	0	0	1
Oklahoma	0/3/3	0	0	0	0	0	0
Oklahoma St.	0/0/0	0	0	0	0	0	0
Baylor							
TCU							
Texas Tech							
Texas							
Kansas							
Iowa State							
Kansas State							

2015 Season-Game Bests

Unassisted Tackles.....2 vs. Maryland
 Assisted Tackles.....4 vs. Georgia Southern
 Total Tackles.....5 vs. Georgia Southern
 Tackles For Loss.....0.5 vs. Georgia Southern
 Sacks.....
 Forced Fumbles.....
 Fumble Recoveries.....
 Interceptions.....
 Pass Breakups.....1 vs. Maryland

Career Highs

Unassisted Tackles.....2 (5 times)
 Assisted Tackles.....4 vs. Georgia Southern ('15)
 Total Tackles.....5 vs. Georgia Southern ('15)
 Tackles For Loss.....1 (3 times)
 Sacks.....1 vs. Iowa State ('13)
 Forced Fumbles.....
 Fumble Recoveries.....
 Interceptions.....
 Pass Breakups.....1 (4 times)

Kinsey's Defensive Statistics

Year	GP	T/A/TT	TFL	Sacks	INT	PB	FF	FR
2015	5	3/8/11	0.5/2	0	0	1	0	0
2014	9	2/3/5	1/7	0	0	0	0	0
2013	10	8/7/15	3/8	1	0	1	0	0
2012	13	2/2/4	0	0	0	2	0	0
Totals	37	15/20/35	4.5/17	1	0	4	0	0



Nick KWIATKOSKI

Height: 6-2 | Weight: 238 | Class: Redshirt Senior
Last School: Bethel Park | Hometown: Bethel Park, Pa.

2015 Notes

- ▶ Has played in 40 career games and started 29
- ▶ Tied for No. 5 in the Big 12 in fumbles recovered and is 11th in the league in interceptions
- ▶ Had an interception and four tackles vs. Oklahoma State
- ▶ Had a sack, forced a fumble and led the team with 11 tackles at Oklahoma
- ▶ Had four tackles, one for a loss, vs. Maryland
- ▶ Posted seven tackles, five solo with one tackle for loss for four yards vs. Liberty
- ▶ Had seven tackles and 1.5 tackles for loss vs. Georgia Southern

2015 Game-By-Game

Opponent	UT/AT/TT	TFL	Sacks	FF	FR	Int	PBU
Ga. Southern	5/2/7	1.5/7	0	0	0	0	0
Liberty	5/2/7	1.0/4	0	0	0	0	0
Maryland	4/0/4	1.0/1	0	0	0	0	0
Oklahoma	2/9/11	1.0/6	1.0/6	0	1	0	0
Oklahoma St.	4/0/4	0	0	0	0	1	1
Baylor							
TCU							
Texas Tech							
Texas							
Kansas							
Iowa State							
Kansas State							

2015 Season-Game Bests

Unassisted Tackles.....5 vs. Georgia Southern, vs. Liberty
 Assisted Tackles.....9 at Oklahoma
 Total Tackles.....11 at Oklahoma
 Tackles For Loss.....1.5 vs. Georgia Southern
 Sacks.....1 at Oklahoma
 Forced Fumbles.....
 Fumble Recoveries.....1 at Oklahoma
 Interceptions.....1 vs. Oklahoma State
 Pass Breakups.....1 vs. Oklahoma State

Career Highs

Unassisted Tackles.....10 at Maryland ('14)
 Assisted Tackles.....9 at Oklahoma ('15)
 Total Tackles.....14 vs. Iowa State ('13)
 Tackles For Loss.....3 at Maryland ('14)
 Sacks.....1 vs. GSU ('13), at KSU ('13), at OU ('15)
 Forced Fumbles.....1 vs. GSU ('13), at KSU ('13)
 Fumble Recoveries.....1 at Kansas ('13), at Oklahoma
 Interceptions.....1 (4 times)
 Pass Breakups.....2 at Maryland ('14); at Iowa State ('14)

Kwiatkoski's Defensive Statistics

Year	GP	T/A/TT	TFL	Sacks	INT	PB	FF	FR
2015	5	20/13/33	4.5/18	1.0	1	1	0	1
2014	13	71/32/103	11.5/25	0.5	0	4	0	0
2013	10	54/32/86	6.5/20	2	3	0	2	1
2012	12	17/11/28	0	0	0	3	0	0
Totals	40	162/88/250	21.5/63	3.5	4	8	2	2



Noble NWACHUKWU

Height: 6-2 | Weight: 271 | Class: Redshirt Junior
Last School: Wylie | Hometown: Wylie, Texas

2015 Notes

- ▶ Has played in 27 career games and started 18
- ▶ Had a tackle for loss and three total tackles vs. Oklahoma St.
- ▶ Assisted on a sack and had four tackles at Oklahoma
- ▶ Posted three tackles and a pass breakup vs. Maryland
- ▶ Recorded three tackles vs. Liberty
- ▶ Had one sack for a loss of four yards and forced a fumble vs. Georgia Southern

2015 Game-By-Game

Opponent	UT/AT/TT	TFL	Sacks	FF	FR	Int	PBU
Ga. Southern	1/0/1	1/4	1/4	1	0	0	0
Liberty	2/1/3	0	0	0	0	0	0
Maryland	3/0/3	0	0	0	0	0	1
Oklahoma	1/3/4	0.5/2	0.5/2	0	0	0	0
Oklahoma St.	3/0/3	1.0/2	0	0	0	0	0
Baylor							
TCU							
Texas Tech							
Texas							
Kansas							
Iowa State							
Kansas State							

2015 Season-Game Bests

Unassisted Tackles.....3 vs. Maryland, vs. Oklahoma State
 Assisted Tackles.....3 at Oklahoma
 Total Tackles.....4 at Oklahoma
 Tackles For Loss.....1 vs. Georgia Southern, vs. Oklahoma State
 Sacks.....1 vs. Georgia Southern
 Forced Fumbles.....1 vs. Georgia Southern
 Fumble Recoveries.....
 Interceptions.....
 Pass Breakups.....1 vs. Maryland

Career Bests

Unassisted Tackles.....4 at Texas ('14)
 Assisted Tackles.....5 vs. Alabama ('14)
 Total Tackles.....5 vs. Alabama ('14); at Texas ('14)
 Tackles For Loss.....2 at Texas ('14)
 Sacks.....1.5 vs. Texas A&M ('14)
 Forced Fumbles.....1 vs. Iowa St. ('13), vs. Ga. Southern ('15)
 Fumble Recoveries.....
 Interceptions.....
 Pass Breakups.....1 (4 times)

Nwachukwu's Defensive Statistics

Year	GP	T/A/TT	TFL	Sacks	INT	PB	FF	FR
2015	5	10/4/14	2.5/8	1.5/6	0	1	1	0
2014	13	21/13/34	8/30	2/16	0	4	0	0
2013	9	4/1/5	1/8	1/8	0	0	1	0
Totals	27	38/18/53	11.5/46	4.5/30	0	5	2	0



ShaqPETTEWAY

Height: 6-0 | **Weight:** 232 | **Class:** Redshirt Senior
Last School: Steubenville | **Hometown:** Steubenville, Ohio

2015 Notes

- ▶ Has played in 43 career games and has six starts
- ▶ Had eight tackles with a pass breakup vs. Oklahoma State
- ▶ Had two tackles for loss, including a sack, with five tackles at Oklahoma
- ▶ Had one sack and three tackles vs. Maryland
- ▶ Had three tackles, all solo, vs. Liberty
- ▶ Had four tackles vs. Georgia Southern

2015 Game-By-Game

Opponent	UT/AT/TT	TFL	Sacks	FF	FR	Int	PBU
Ga. Southern	2/2/4	0	0	0	0	0	0
Liberty	3/0/3	0	0	0	0	0	0
Maryland	2/1/3	1.0/7	1.0/7	0	0	0	0
Oklahoma	2/3/5	2.0/8	1.0/7	0	0	0	0
Oklahoma St.	6/2/8	0	0	0	0	0	1
Baylor							
TCU							
Texas Tech							
Texas							
Kansas							
Iowa State							
Kansas State							

2015 Season-Game Bests

Unassisted Tackles.....6 vs. Oklahoma State
 Assisted Tackles.....3 at Oklahoma
 Total Tackles.....8 vs. Oklahoma State
 Tackles For Loss.....2 at Oklahoma
 Sacks 1 vs. Maryland, at Oklahoma
 Forced Fumbles.....
 Fumble Recoveries.....
 Interceptions.....
 Pass Breakups1 vs. Oklahoma State

Career Bests

Unassisted Tackles..... 6 vs. TCU ('12), vs. Oklahoma St ('15)
 Assisted Tackles..... 5 at Iowa State ('14)
 Total Tackles..... 10 vs. TCU ('12)
 Tackles For Loss.....2 at Oklahoma ('15)
 Sacks..... 1.5 vs. TCU ('12)
 Forced Fumbles.....
 Fumble Recoveries.....
 Pass Breakups2 vs. Oklahoma ('12)

Petteaway's Defensive Statistics

Year	GP	T/A/TT	TFL	Sacks	INT	PB	FF	FR
2015	5	15/8/23	3.0/15	2.0/14	0	1	0	0
2014	13	32/7/39	4/10	1/4	0	1	0	0
2012	13	26/16/42	4.5/17	1.5/14	0	3	0	0
2011	12	5/3/8	0	0	0	0	0	0
Totals	43	78/34/112	11.5/42	4.5/32	0	45	0	0



KyleROSE

Height: 6-4 | **Weight:** 295 | **Class:** Redshirt Senior
Last School: Centerville | **Hometown:** Centerville, Ohio

2015 Notes

- ▶ Has played in 43 career games and started 25
- ▶ Recorded a sack and five tackles vs. Oklahoma State
- ▶ Had three tackles at Oklahoma
- ▶ Had six solo tackles vs. Liberty
- ▶ Posted six tackles, third on the team, vs. Georgia Southern

2015 Game-By-Game

Opponent	UT/AT/TT	TFL	Sacks	FF	FR	Int	PBU
Ga. Southern	3/3/6	0	0	0	0	0	0
Liberty	6/0/6	0	0	0	0	0	0
Maryland	1/0/1	0	0	0	0	0	0
Oklahoma	2/1/3	0	0	0	0	0	0
Oklahoma St.	5/0/5	1.0/5	1.0/5	0	0	0	0
Baylor							
TCU							
Texas Tech							
Texas							
Kansas							
Iowa State							
Kansas State							

2015 Season-Game Bests

Unassisted Tackles.....6 vs. Liberty
 Assisted Tackles..... 3 vs. Georgia Southern
 Total Tackles.....6 vs. Georgia Southern, vs. Liberty
 Tackles For Loss..... 1 vs. Oklahoma State
 Sacks 1 vs. Oklahoma State
 Forced Fumbles.....
 Fumble Recoveries.....
 Interceptions.....
 Pass Breakups

Career Highs

Unassisted Tackles.....6 vs. Liberty ('15)
 Assisted Tackles.....5 at TCU ('13), vs. Iowa State ('13)
 Total Tackles.....7 at TCU ('13)
 Tackles For Loss..... 2 at Oklahoma ('13)
 Sacks 1 vs. Georgia State ('13), vs. Oklahoma St ('15)
 Forced Fumbles.....
 Fumble Recoveries..... 1 vs. Texas ('13)
 Interceptions.....
 Pass Breakups 1 (3 times)

Rose's Defensive Statistics

Year	GP	T/A/TT	TFL	Sacks	INT	PB	FF	FR
2015	5	17/4/21	1.0/5	1.0/5	0	0	0	0
2014	13	19/16/35	1.0/1	0	0	0	0	0
2013	12	29/20/49	8.5/31	1/7	0	1	0	1
2012	13	14/11/25	0	0	0	2	0	0
Totals	42	79/51/136	10.5/37	2.0/12	0	3	0	1



RickRUMPH III

Height: 5-11 | **Weight:** 185 | **Class:** Senior
Last School: Mainland | **Hometown:** Daytona Beach, Fla.

2015 Notes

- ▶ Has played in 36 career games
- ▶ Had two tackles vs. Oklahoma State
- ▶ Posted two tackles vs. Maryland
- ▶ Notched his first tackle of the year vs. Liberty

2015 Game-By-Game

Opponent	UT/AT/TT	TFL	Sacks	FF	FR	Int	PBU
Ga. Southern	0/0/0	0	0	0	0	0	0
Liberty	1/0/1	0	0	0	0	0	0
Maryland	1/1/2	0	0	0	0	0	0
Oklahoma	1/0/1	0	0	0	0	0	0
Oklahoma St.	2/0/2	0	0	0	0	0	0
Baylor							
TCU							
Texas Tech							
Texas							
Kansas							
Iowa State							
Kansas State							

2015 Season-Game Bests

Unassisted Tackles.....2 vs. Oklahoma State
 Assisted Tackles.....1 vs. Maryland
 Total Tackles.....2 vs. Maryland, vs. Oklahoma State
 Tackles For Loss.....
 Sacks
 Forced Fumbles.....
 Fumble Recoveries.....
 Interceptions.....
 Pass Breakups

Career Highs

Unassisted Tackles.....6 vs. Baylor ('14)
 Assisted Tackles.....3 at Oklahoma ('13)
 Total Tackles.....6 vs. Baylor ('14)
 Tackles For Loss.....
 Sacks.....
 Forced Fumbles..... 1 at Texas Tech ('12)
 Fumble Recoveries.....
 Interceptions..... 1 vs. Kansas State ('14)
 Pass Breakups

Rumph's Defensive Statistics

Year	GP	T/A/TT	TFL	Sacks	INT	PB	FF	FR
2015	5	5/1/6	0	0	0	0	0	0
2014	13	17/5/22	0	0	1	0	0	0
2013	9	3/3/6	0	0	0	0	0	0
2012	9	6/3/9	0	0	0	0	0	1
Totals	36	31/12/43	0	0	1	0	0	1



Jeremy TYLER

Height: 5-11 | Weight: 206 | Class: Junior
Last School: Martin Luther King | Hometown: Lithonia, Ga.

2015 Notes

- ▶ Has played in 26 career games and started one
- ▶ Is No. 11 in the Big 12 in interceptions per game
- ▶ Recorded first career interception vs. Maryland and returned it 19 yards
- ▶ Had four tackles vs. Georgia Southern

2015 Game-By-Game

Opponent	UT/AT/TT	TFL	Sacks	FF	FR	Int	PBU
Ga. Southern	3/1/4	0	0	0	0	0	0
Liberty	0/0/0	0	0	0	0	0	0
Maryland	0/0/0	0	0	0	0	1/19	0
Oklahoma	0/0/0	0	0	0	0	0	0
Oklahoma St.	0/0/0	0	0	0	0	0	0
Baylor							
TCU							
Texas Tech							
Texas							
Kansas							
Iowa State							
Kansas State							

2015 Season-Game Bests

Unassisted Tackles..... 3 vs. Georgia Southern
 Assisted Tackles..... 1 vs. Georgia Southern
 Total Tackles..... 4 vs. Georgia Southern
 Tackles For Loss..... 4 vs. Georgia Southern
 Sacks
 Forced Fumbles.....
 Fumble Recoveries.....
 Interceptions..... 1 vs. Maryland
 Pass Breakups

Career Highs

Unassisted Tackles..... 7 vs. Iowa State ('13)
 Assisted Tackles..... 3 vs. Iowa State ('13)
 Total Tackles..... 10 vs. Iowa State ('13)
 Tackles For Loss..... 2.5 vs. Iowa State ('13)
 Sacks.....
 Forced Fumbles..... 1 vs. Iowa State ('13)
 Fumble Recoveries.....
 Interceptions..... 1 vs. Maryland ('15)
 Pass Breakups 1 vs. Iowa State ('13)

Tyler's Defensive Statistics

Year	GP	T/A/TT	TFL	Sacks	INT	PB	FF	FR
2015	5	3/1/4	0	0	1/19	0	0	0
2014	13	7/2/9	0	0	0	0	0	0
2013	8	12/5/17	3/8	0	0	1	1	0
Totals	26	22/8/30	3/8	0	1/19	1	1	0



Daryl WORLEY

Height: 6-2 | Weight: 202 | Class: Junior
Last School: William Penn Charter | Hometown: Philadelphia, Pa.

2015 Notes

- ▶ Has played in 27 career games and started 21
- ▶ Ranks fourth in the Big 12 in passes defended and is sixth in interceptions per game
- ▶ Had an interception with three tackles vs. Oklahoma State
- ▶ Forced a fumble and had five tackles at Oklahoma
- ▶ Had an interception and three tackles vs. Maryland
- ▶ Recorded three solo tackles and two pass breakups vs. Liberty

2015 Game-By-Game

Opponent	UT/AT/TT	TFL	Sacks	FF	FR	Int	PBU
Ga. Southern	1/0/1	0	0	0	0	0	1
Liberty	3/0/3	0	0	0	0	0	2
Maryland	3/0/3	0	0	0	0	1/0	0
Oklahoma	4/1/5	0	0	1	0	0	0
Oklahoma St.	3/0/3	0	0	0	0	1/0	1
Baylor							
TCU							
Texas Tech							
Texas							
Kansas							
Iowa State							
Kansas State							

2015 Season-Game Bests

Unassisted Tackles..... 4 at Oklahoma
 Assisted Tackles..... 1 at Oklahoma
 Total Tackles..... 5 at Oklahoma
 Tackles For Loss.....
 Sacks
 Forced Fumbles..... 1 at Oklahoma
 Fumble Recoveries.....
 Interceptions..... 1 vs. Maryland, vs. Oklahoma State
 Pass Breakups 2 vs. Liberty

Career Bests

Unassisted Tackles..... 9 vs. Alabama ('14)
 Assisted Tackles..... 3 vs. Iowa State ('13)
 Total Tackles..... 11 vs. Alabama ('14)
 Tackles For Loss 1 (5 times)
 Sacks
 Forced Fumbles..... 1 at Oklahoma ('15)
 Fumble Recoveries.....
 Interceptions..... 1 (6 times)
 Pass Breakups 2 (3 times)

Worley's Defensive Statistics

Year	GP	T/A/TT	TFL	Sacks	INT	PB	FF	FR
2015	5	14/1/15	0	0	2/0	4	1	0
2014	11	44/8/52	4.5/13	0	3/13	4	0	0
2013	11	36/9/45	3/6	0	1/0	5	0	0
Totals	27	95/18/112	7.5/19	0	6/13	13	1	0



Josh LAMBERT

Height: 5-11 | Weight: 212 | Class: Redshirt Junior
Last School: Garland | Hometown: Garland, Texas

2015 Notes

- ▶ Three-year starter at kicker
- ▶ 2014 Lou Groza Award finalist
- ▶ Named 2014 All-American
- ▶ Holds the NCAA record for most FGs in a season of 40 yards or more (16), most games with multiple FGs (10) and most games with three or more FGs (6)
- ▶ Has made 55 career FGs and is No. 3 on WVU's all-time list
- ▶ No. 4 in the conference and No. 57 nationally in FG percentage
- ▶ No. 3 in the Big 12 and No. 19 nationally in FGs made per game
- ▶ Tied for No. 3 in the Big 12 in total field goals made (8)
- ▶ No. 7 in the Big 12 overall scoring and No. 5 in Big 12 scoring by kickers. Ranks No. 39 in overall scoring nationally
- ▶ One FG vs. Oklahoma State for 38 yards
- ▶ One FG at Oklahoma good from 23 yards
- ▶ One FG vs. Maryland for 48 yards
- ▶ In game two vs Liberty, connected on two field goals
- ▶ Started 2015 with three field goals and 14 total points against Ga. Southern

2015 Game-By-Game

Opponent	FGM/A	Pct.	Lg	XP/A	Pts.
Ga. Southern	3/3	1.000	32	5/5	14
Liberty	2/3	.666	28	5/5	11
Maryland	1/3	.333	48	6/6	9
Oklahoma	1/1	1.000	23	3/3	6
Oklahoma State	1/1	1.000	38	3/3	6
Baylor					
TCU					
Texas Tech					
Texas					
Kansas					
Iowa State					
Kansas State					
Totals	8/11	.727	48	22/22	46

2015 FG SEQUENCE

	West Virginia
Georgia Southern	(26), (32), (22)
Liberty	(28), (25), 54
Maryland	51, (48), 44
Oklahoma	(23)
Oklahoma State	(38)

Baylor
TCU
Texas Tech
Texas
Kansas
Iowa State
Kansas State

Numbers in parentheses indicate FG was made.

Lambert's Field Goals

Year	FG/A	Pct.	1/29	30/39	40/49	50+	Lg
2015	8/11	.727	5/5	2/2	1/2	0/2	48
2014	30/39	.769	8/8	6/7	12/19	4/5	55
2013	17/23	.739	6/6	5/6	5/6	1/5	50
Totals	55/73	.753	19/19	13/15	18/27	5/12	55

2015 Single-Game Bests

Field Goals Made 3 vs. Ga. Southern
Field Goals Attempted..... 3 vs. Ga. Southern, Liberty
Field Goal Percentage (min 2)..... 1.000 vs. Ga. Southern
Longest Field Goal 38 vs. Oklahoma State
Extra Points Made..... 5 vs. Ga. Southern, Liberty
Extra Points Attempted 5 vs. Ga. Southern, Liberty

Career Bests

Field Goals Made 4 vs. Kansas '14
Field Goals Attempted..... 5 vs. OSU '13, Kansas '14
Field Goal Percentage (min 2)..... 1.000 vs. 9 times
Longest Field Goal 55 vs. Texas Tech '14
Extra Points Made..... 6 vs. Baylor '13
Extra Points Attempted..... 6 vs. Baylor '13
Consecutive Field Goals Made..... 10 in 2013
Consecutive Extra Points Made..... 71 (active from 2013-15)



Mike MOLINA

Height: 5-8 | Weight: 175 | Class: Redshirt Sophomore
Last School: Hurricane | Hometown: Hurricane, W.Va.f.

2015 Notes

- ▶ Three kickoffs at Oklahoma for 188 yards, averaging 62.7 yards per kick with one touchback
- ▶ One kickoff vs. Liberty for 62 yards
- ▶ Three kickoffs in the opener vs. Georgia Southern for 195 yards and a 65.0 avg.

2015 Game-By-Game Kickoffs

Opponent	Kickoffs	Yards	Avg.	TB
Ga. Southern	3	195	65.0	2
Liberty	2	127	63.5	0
Maryland	0	0	0.0	0
Oklahoma	3	188	62.7	1
Oklahoma State	0	0	0.0	0
Baylor				
TCU				
Texas Tech				
Texas				
Kansas				
Iowa State				
Kansas State				
Totals:	8	510	64.0	3

Molina's Kickoff Statistics

Year	Kickoffs	Yards	Avg.	TB
2015	8	510	64.0	3



Nick O'TOOLE

Height: 6-3 | Weight: 216 | Class: Senior
Last School: Fullerton College | Hometown: Corona, Calif.

2015 Notes

- ▶ Named Academic All-Big 12 Second Team
- ▶ Ranks No. 2 in Big 12 punting and No. 8 nationally
- ▶ Long punt on the year is 65 yards vs. Ga. Southern
- ▶ Best punting average is 49.7 yards vs. Liberty
- ▶ Best kickoff average is 64.8 vs. Oklahoma State
- ▶ 12 punts on the year of more than 50 yards
- ▶ Eight punts on the year inside the opponents 11-yard line
- ▶ For his career, has 18 games placing multiple punts inside the opponents 20-yard line
- ▶ For his career, has four games with at least four punts of 50 yards or more
- ▶ Great day vs. Oklahoma State with eight punts for a 47.6 avg. Long punt went for 57 yards with three placed inside the 20
- ▶ Day against the Cowboys included punts of 49, 56, 50, 56, 46 and 57 yards and a season high kickoff avg. of 64.8 yards
- ▶ Strong day at Oklahoma averaging 46.6 yards per punt with a long of 60 yards. Four punts went for more than 50 yards and he placed two inside the Sooner 20-yard line
- ▶ Four punts vs. Maryland for an average of 45.2 yards, placing two punts inside the 20 with a long of 56 yards
- ▶ Converted a fake punt for 13 yards and a first down against Maryland on 4th-and-12
- ▶ Great day vs. Liberty with three punts for 149 yards, averaging 49.7 yards per kick with a long punt of 57 yards
- ▶ Game against Liberty included two punts downed inside the Flame three-yard line
- ▶ Four punts vs. Ga. Southern for 177 yards. Averaged 44.2 yards per punt and placed two punts inside the 20

2015 Game-By-Game Punting

Opponent	Punts	Yds	Avg.	Lg	TB	FC	50+	I-20
Ga. Southern	4	177	44.2	65	2	1	1	2
Liberty	3	149	49.7	57	0	0	1	2
Maryland	4	181	45.2	56	2	2	2	2
Oklahoma	7	326	46.6	60	1	1	4	2
Oklahoma State	8	381	47.6	57	2	5	4	3
Baylor								
TCU								
Texas Tech								
Texas								
Kansas								
Iowa State								
Kansas State								
Totals:	26	1,214	46.7	65	7	9	12	11

Career Bests

Most Punts 8 vs. 4 teams -latest Oklahoma State '15
Longest Punt 68 vs. Iowa State '13
Best Punting Average 56.0 vs. Iowa State '13
Punts Inside the 20-Yard Line 5 vs. Oklahoma St. '14
Punts of More Than 50-Yards 4 vs. Md, Texas '13, OU, OSU '15
Most Kickoff Yards 447 vs. Maryland '15
Best Kickoff Average 64.8 vs. Oklahoma State '15

O'Toole's Punting Statistics

Year	Punts	Yards	Avg.	Lg	TB	FC	50+	I-20
2015	26	1,214	46.7	65	7	9	12	11
2014	57	2,383	41.8	59	2	21	11	24
2013	73	3,218	44.1	68	5	23	26	22
Totals	156	6,815	43.7	68	14	53	49	57

O'Toole's Kickoff Statistics

Year	Kickoffs	Yards	Avg.	TB
2015	26	1,647	63.3	11



West Virginia's 20-Yard Plays in 2015

Offense

- 57.....Gibson pass from Howard (Ga. Southern)
- 57.....Durante pass from Howard (Ga. Southern)
- 52/TDGibson pass from Howard (Liberty)**
- 50/TD Howard rush (Oklahoma)**
- 48/TDGibson pass from Howard (Oklahoma State)**
- 47.....Gibson pass from Howard (Ga. Southern)
- 41/TDDurante pass from Howard (Ga. Southern)**
- 41/TDGibson pass from Howard (Maryland)**
- 34.....Howard rush (Liberty)
- 34.....Durante pass from Howard (Oklahoma)
- 32.....Gibson pass from Howard (Maryland)
- 29.....Shorts pass from Howard (Liberty)
- 29/TD Smallwood rush (Oklahoma State)**
- 26/TDGibson pass from Howard (Ga. Southern)**
- 26.....Shorts pass from Howard (Ga. Southern)
- 25.....Smallwood rush (Maryland)
- 23.....Durante pass from Howard (Ga. Southern)
- 23.....Marcellus pass from Crest (Liberty)
- 23.....Shell rush (Maryland)
- 22.....Smallwood rush (Maryland)
- 21.....Smallwood rush (Oklahoma)
- 20.....Thompson pass from Howard (Oklahoma)

Defense

Special Teams

- 48/FGLambert field goal (Maryland)**
- 38/FGLambert field goal (Oklahoma State)**
- 36.....Durante kickoff return (Oklahoma)
- 32/FGLambert field goal (Ga. Southern)**
- 32.....Gibson kickoff return (Oklahoma State)
- 30.....Durante kickoff return (Oklahoma State)
- 28/FGLambert field goal (Liberty)**
- 26/FGLambert field goal (Ga. Southern)**
- 26.....Durante kickoff return (Oklahoma State)
- 25/FGLambert field goal (Liberty)**
- 25.....Gibson kickoff return (Liberty)
- 25.....Dillon kickoff return (Maryland)
- 24.....Durante kickoff return (Oklahoma State)
- 23/FG Lambert field goal (Oklahoma)**
- 22/FGLambert field goal (Ga. Southern)**
- 20.....Gibson kickoff return (Oklahoma)

West Virginia Opponent's 20-Yard Plays in 2015

Offense

71/TD	Neal pass from Mayfield (Oklahoma)
60/TD	Parker pass from Woodrum (Liberty)
55	Ross rush (Maryland)
46/TD	Davenport pass from Garman (Maryland)
42	Westbrook pass from Mayfield (Oklahoma)
40	Rudolph rush (Oklahoma State)
36	Shells pass from Woodrum (Liberty)
36	Ross rush (Maryland)
35/TD	Mixon rush (Oklahoma)
34	Quick pass from Mayfield (Oklahoma)
31	Childs pass from Rudolph (Oklahoma State)
29	Rice rush (Liberty)
28/TD	Shepard pass from Mayfield (Oklahoma)
24	Edwards pass from Rowe (Maryland)
23	Quick pass from Mayfield (Oklahoma)
22	Upshaw rush (Ga. Southern)
22	Ateman pass from Rudolph (Oklahoma State)
22	Wasahington pass from Rudolph (Oklahoma State)
21	Peterson pass from Woodrum (Liberty)
21	Glidden pass from Rudolph (Oklahoma State)

Defense

41/TD	Evans fumble recovery (Oklahoma)
38	J. Thomas interception return (Oklahoma)
33	A. Thomas interception return (Oklahoma)
23	J. Thomas interception return (Oklahoma)

Special Teams

49/FG	Lunsford field goal (Liberty)
44/FG	Seibert field goal (Oklahoma)
40/FG	Seibert field goal (Oklahoma)
27	Keaton kickoff return (Ga. Southern)
27	Shepard punt return (Oklahoma)
25	Abnar kickoff return (Liberty)
25	King kickoff return (Liberty)
25/FG	Seibert field goal (Oklahoma)
22/FG	Grogan field goal (Oklahoma State)
22	King kickoff return (Liberty)
21	Abnar kickoff return (Liberty)
21/FG	Grogan field goal (Oklahoma State)
20	Likely kickoff return (Maryland)



West Virginia's 2015 Scoring Drives

Opponent	Plays	Yds	Time	Result
Ga. Southern	9	87	4:06	Durante 41 pass from Howard
Ga. Southern	5	60	1:00	Lambert 26 FG
Ga. Southern	5	66	1:02	Lambert 32 FG
Ga. Southern	7	65	2:24	Lambert 22 FG
Ga. Southern	3	28	0:49	Shell 6 rush
Ga. Southern	4	70	1:30	Gibson 26 pass from Howard
Ga. Southern	6	85	2:21	Smallwood 19 rush
Ga. Southern	10	41	5:21	Crest 2 rush
Liberty	11	64	2:39	Lambert 28 FG
Liberty	10	39	5:03	Lambert 25 FG
Liberty	4	71	1:15	Gibson 52 pass from Howard
Liberty	11	64	4:12	Smallwood 0 fumble recovery
Liberty	3	53	0:52	Durante 10 pass from Howard
Liberty	5	34	1:45	Wellman 4 pass from Howard
Liberty	12	75	4:59	Smallwood 5 rush
Maryland	7	61	2:32	Wellman 7 pass from Howard
Maryland	3	47	0:47	Smallwood 4 rush
Maryland	7	44	1:47	Gibson 15 pass from Howard
Maryland	5	80	1:38	Gibson 41 pass from Howard
Maryland	7	48	2:32	Shell 2 rush
Maryland	6	29	1:32	Lambert 48 FG
Maryland	10	51	3:40	Shorts 1 pass from Howard
Oklahoma	7	86	2:23	Shell 5 rush
Oklahoma	15	77	4:16	Durante 1 pass
Oklahoma	5	34	2:28	Lambert FG
Oklahoma	4	58	1:36	Howard 50 rush
Oklahoma St.	0	0	0:00	Rose safety
Oklahoma St.	7	61	2:09	Smallwood 29 rush
Oklahoma St.	5	75	1:25	Gibson 48 pass from Howard
Oklahoma St.	12	43	1:57	Lambert 38 FG
Oklahoma St.	10	68	2:45	Howard 3 rush

West Virginia Opponents 2015 Scoring Drives

Opponent	Plays	Yds	Time	Result
Liberty	7	78	3:32	Macon 7 rush
Liberty	7	43	3:00	Lunsford 49 FG
Liberty	2	79	0:44	Parker 60 pass from Woodrum
Maryland	3	75	1:03	Davenport 46 pass from Garman
Oklahoma	4	74	1:00	Andrews 17 pass from Mayfield
Oklahoma	4	75	0:51	Shepard 28 pass from Mayfield
Oklahoma	7	18	3:13	Seibert 40 FG
Oklahoma	5	83	2:21	Mixon 35 rush
Oklahoma	4	7	2:04	Seibert 25 FG
Oklahoma	3	95	0:45	Neal 71 pass from Mayfield
Oklahoma	0	0	0:00	Evans 41 fumble recovery
Oklahoma	4	6	2:15	Seibert 44 FG
Oklahoma St.	0	0	0:00	Ogbah 0 fumble recovery
Oklahoma St.	5	28	1:19	Childs 1 rush
Oklahoma St.	12	76	4:10	Grogan 21 FG
Oklahoma St.	9	86	2:37	Jarwin 4 pass from Walsh
Oklahoma St.	4	6	1:57	Grogan 22 FG
Oklahoma St.	6	25	OT	Walsh 2 rush



2015 Mountaineer ROSTER

No.	Name	Pos.	Ht.	Wt.	Cl.	Exp.	Hometown/High School/Previous College
1	Shelton Gibson	WR	5-11	192	r-So.	1vl	Cleveland, Ohio/Cleveland Heights
2	Ka'Raun White	WR	6-1	198	r-So.	JC	Macungie, Pa./Lackawanna College/Emmaus
3	Skyler Howard	QB	6-0	206	Jr.	1vl	Fort Worth, Texas/Brewer/Riverside City College
3	Rick Rumph III	CB	5-11	185	Sr.	3vl	Daytona Beach, Fla./Mainland
4	Antonio Crawford	CB	5-10	190	Sr.	TR	Tampa, Fla./H.B. Plant/Miami
4	Wendell Smallwood	RB	5-11	202	Jr.	2vl	Wilmington, Del./Eastern Christian
5	Jovon Durante	WR	6-0	165	Fr.	HS	Hollywood, Fla./Miramar
5	Xavier Preston	LB	6-2	236	So.	1vl	Stuart, Fla./Jensen Beach
6	Dravon Askew-Henry	S	5-11	202	So.	1vl	Aliquippa, Pa./Aliquippa
6	Daikiel Shorts Jr.	WR	6-1	201	Jr.	2vl	Clayton, N.J./Eastern Christian
7	Rushel Shell	RB	5-10	224	r-Jr.	1vl	Hopewell, Pa./Hopewell/Pitt
7	Daryl Worley	CB	6-1	202	Jr.	2vl	Philadelphia, Pa./William Penn Charter
8	Karl Joseph	S	5-11	200	Sr.	3vl	Orlando, Fla./Edgewater
8	Donte Thomas-Williams	RB	6-1	218	r-Fr.	SQ	Durham, N.C./Hillside
9	KJ Dillon	S	6-1	209	Sr.	3vl	Apopka, Fla./Apopka
9	James Whittaker	QB	5-10	195	Fr.	HS	Roswell, Ga./Roswell
10	Jordan Thompson	WR	5-7	175	Sr.	3vl	Katy, Texas/Katy
12	Khairi Sharif	CB	5-8	182	r-Jr.	SQ	Houston, Texas/Bellaire/Cisco JC
11	Chris Chugunov	QB	6-1	201	Fr.	HS	Skillman, N.J./Montgomery
12	Gary Jennings	WR	6-1	206	Fr.	HS	Stafford, Va./Colonial Forge
13	Rasul Douglas	CB	6-2	190	Jr.	JC	East Orange, N.J./ East Orange/Nassau CC
14	Nana Kyeremeh	CB	5-11	192	r-Jr.	1vl	Worthington, Ohio/Thomas Worthington
15	Billy Kinney	K/P	6-4	206	r-Fr.	SQ	Morgantown, W.Va./University
15	David Sills	QB	6-3	202	Fr.	HS	Wilmington, Del./Eastern Christian
16	Terrell Chestnut	CB	5-11	193	r-Sr.	3vl	Pottstown, Pa./Pottsgrove
16	William Crest Jr.	QB	6-2	212	r-Fr.	SQ	Baltimore, Md./Dunbar
17	Al-Rasheed Benton	LB	6-1	235	r-So.	1vl	Newark, N.J./Shabazz
18	Marvin Gross Jr.	LB	6-2	212	r-So.	1vl	Baltimore, Md./Dunbar
18	Austin Hensley	QB	6-1	200	r-Fr.	SQ	Hurricane, W.Va./Hurricane
19	KJ Myers	WR	6-2	197	r-Sr.	2vl	Jacksonville, Fla./First Coast
19	Brandan Rivers	S	6-0	187	r-Fr.	SQ	Hubbard, Ohio/Hubbard
20	D.L. Knock	WR	5-8	188	Fr.	HS	Springboro, Ohio/Springboro
20	Edward Muldrow III	LB	6-3	210	Sr.	1vl	Snellville, Ga./South Gwinnett/Copiah-Lincoln CC
22	Jarrod Harper	S	6-1	211	r-Jr.	2vl	Frostburg, Md./Mountain Ridge
22	Brady Watson	RB	5-7	198	Fr.	HS	Ridgeley, W.Va./Frankfort
23	Jordan Adams	CB	6-0	172	Fr.	HS	Reisterstown, Md./Franklin
23	Jacky Marcellus	RB	5-8	182	r-So.	SQ	Immokalee, Fla./Immokalee
24	Jeremy Tyler	S	5-11	206	Jr.	2vl	Lithonia, Ga./Martin Luther King
25	Mark Shaver	S	5-9	172	r-So.	TR	Huntington, W.Va./Huntington/Marshall
26	DaeJuan Funderburk	S	6-1	194	r-Fr.	SQ	Washington, D.C./Friendship Collegiate
27	Sean Walters	LB	6-2	226	r-Jr.	1vl	Hollywood, Fla./Hallandale
28	David Long	LB	5-11	228	Fr.	HS	Cincinnati, Ohio/Winton Woods
28	Elijah Wellman	RB	6-2	234	r-So.	1vl	Huntington, W.Va./Spring Valley
28	Dayron Wilson	S	5-10	202	r-Sr.	SQ	Woodbridge, Va./Garfield/Lackawanna College
29	Deonte Glover	RB	5-10	206	Fr.	HS	Inwood, W.Va./Musselman
30	Justin Arndt	LB	5-11	210	r-Jr.	2vl	Martinsburg, W.Va./Martinsburg
31	Isaiah Bruce	LB	6-1	238	r-Sr.	3vl	Jacksonville, Fla./Providence
33	Deamonte Lindsay	S	6-2	190	Fr.	HS	Martinsburg, W.Va./Martinsburg
34	Chris Parry	WR	5-9	175	r-Fr.	SQ	Niles, Ohio/Niles
35	Nick Kwiatkoski	LB	6-2	238	r-Sr.	3vl	Bethel Park, Pa./Bethel Park
36	Shaq Petteway	LB	6-0	232	r-Sr.	3vl	Steubenville, Ohio/Steubenville
37	Kevin Williams	S	5-11	192	Fr.	HS	Pompano Beach, Fla./Blanche Ely
38	Shane Commodore	S	6-0	208	r-So.	SQ	Morgantown, W.Va./Morgantown
39	Brent Osborne	S	6-0	216	Fr.	HS	Beckley, W.Va./Woodrow Wilson
41	Alex Brooks	LB	5-11	230	r-So.	SQ	Cleveland, Ohio/Mayfield
42	Jared Barber	LB	6-0	232	r-Sr.	3vl	Mocksville, N.C./Davie

2015 Mountaineer ROSTER

No.	Name	Pos.	Ht.	Wt.	Cl.	Exp.	Hometown/High School/Previous College
44	Hodari Christian	LB	6-0	229	r-So.	SQ	McKeesport, Pa./McKeesport
45	Eric Kinsey	DL	6-3	280	Sr.	3vl	Miami, Fla./Miami Northwestern
46	Ross Harvey	LB	5-8	218	Fr.	HS	Weston, W.Va./Lewis County
46	Nick Meadows	LS	5-11	232	r-So.	SQ	Williamstown, W.Va./Williamstown
47	Shae Campbell	S	5-11	209	Fr.	HS	Morgantown, W.Va./Morgantown
47	Michael Ferns	TE/FB	6-3	240	r-Fr.	TR	St. Clairsville, Ohio/Michigan
48	R.C. Brunstetter	LS	6-3	218	r-Fr.	TR	Mocksville, N.C./Davie
48	Mike Molina	K	5-8	176	r-So.	SQ	Hurricane, W.Va./Hurricane
49	Darrien Howard	DL	6-1	300	Jr.	2vl	Dayton, Ohio/Chaminade-Julienne
50	Troy Lilly	LB	6-0	211	Fr.	HS	Beckley, W.Va./Woodrow Wilson
52	Max Chefren	LB	6-1	194	Fr.	HS	Parkersburg, W.Va./Parkersburg
53	Colton McKivitz	OL	6-6	293	Fr.	HS	Jacobsburg, Ohio/Union Local
54	Jah'Shaun Seider	OL	6-2	298	Fr.	HS	Belle Glade, Fla./Glades Central
55	Yodny Cajuste	OL	6-5	295	r-Fr.	SQ	Miami, Fla./Miramar
56	Grant Lingafelter	OL	6-5	314	r-So.	SQ	Chagrin Falls, Ohio/Chagrin Falls
57	Adam Pankey	OL	6-5	312	r-Jr.	2vl	Hamilton, Ohio/Hamilton
58	Amanii Brown	OL	6-5	292	r-Fr.	SQ	Morgantown, W.Va./Morgantown
59	Stone Underwood	OL	6-4	298	r-Sr.	SQ	Brookhaven, Miss./Brookhaven/Copiah-Lincoln CC
60	Bradley Knotts	OL	6-3	295	Fr.	HS	Ripley, W.Va./Ripley
62	Kyle Bosch	OL	6-5	310	r-So.	TR	St. Charles, Ill./St. Francis/Michigan
65	Tyler Orlosky	OL	6-4	296	r-Jr.	2vl	Cleveland, Ohio/St. Edward
66	Jonathan Haynes	OL	6-5	310	r-Fr.	SQ	Bowie, Md./Annapolis Area Christian
67	Alec Shriner	DL	6-4	298	Fr.	HS	Oviedo, Fla./Oviedo
68	Dontae Angus	OL	6-5	322	r-Fr.	SQ	Philadelphia, Pa./Martin Luther King
70	Tony Matteo	OL	6-4	294	r-Jr.	1vl	Clinton, Ohio/Manchester
71	Rob Dowdy	OL	6-4	280	Fr.	HS	Westerville, Ohio/Westerville South
72	Brendan Willis	OL	6-2	280	r-So.	SQ	Centerville, Va./Centerville
74	Sylvester Townes	OL	6-6	302	r-Jr.	SQ	Memphis, Tenn./Germantown/Coahoma CC
77	Marcell Lazard	OL	6-5	306	r-So.	SQ	Bloomfield, N.J./Bloomfield
78	Marquis Lucas	OL	6-4	315	r-Sr.	2vl	Miami, Fla./Miami Central
79	Matt Jones	OL	6-3	320	Fr.	HS	Hubbard, Ohio/Hubbard
81	Vernon Davis Jr.	WR	5-10	170	r-Jr.	1vl	Miami, Fla./Coral Reef/Miami
82	Devonte Mathis	WR	6-1	209	r-Jr.	1vl	Miami, Fla./Miramar
84	Lamar Parker	WR	5-8	166	r-Fr.	SQ	Miami, Fla./Booker T. Washington
85	Ricky Rogers	WR	6-1	202	r-Fr.	SQ	Monroeville, Pa./Gateway
86	Josh Lambert	K	5-11	212	r-Jr.	2vl	Garland, Texas/Garland
86	Matt Vucelik	TE/FB	5-11	230	Fr.	HS	McMechen, W.Va./Bishop Donahue
87	John DePalma	LS	6-6	252	Sr.	3vl	Cumming, Ga./Pinecrest Academy
87	Stone Wolfley	TE/FB	6-4	245	Fr.	HS	Morgantown, W.Va./Morgantown
88	Cody Clay	TE/FB	6-4	262	r-Sr.	3vl	Alum Creek, W.Va./George Washington
88	Adam Shuler II	DL	6-4	269	Fr.	HS	Longwood, Fla./Lyman
89	Darren Arndt	TE/FB	6-3	244	r-Sr.	SQ	Martinsburg, W.Va./Martinsburg
89	D.J. Carozza	DL	5-11	295	r-So.	SQ	Parkersburg, W.Va./Parkersburg
90	Larry Jefferson	DL	6-5	228	Jr.	JC	College Park, Ga./Banneker/Itawamba CC
91	Nick O'Toole	P	6-3	216	Sr.	2vl	Corona, Calif./Mater Dei/Fullerton College
92	Jon Lewis	DL	6-3	270	r-So.	SQ	Morgantown, W.Va./University
93	Kyle Rose	DL	6-4	295	r-Sr.	3vl	Centerville, Ohio/Centerville
94	C.J. Maduwesi	DL	6-9	240	r-Jr.	SQ	Bronx, N.Y./Chrisland
95	Christian Brown	DL	6-2	290	r-Jr.	2vl	Fort Myers, Fla./Bridgeton
96	Jaleel Fields	DL	6-1	286	r-Fr.	SQ	Aliquippa, Pa./Aliquippa
97	Noble Nwachukwu	DL	6-2	271	r-Jr.	2vl	Wylie, Texas/Wylie
99	Xavier Pegues	DL	6-2	286	Jr.	JC	Oxford, Miss./Oxford/Itawamba CC



SklyerHOWARD

KarlJOSEPH

Game No. 1: West Virginia 44, Georgia Southern 0

MORGANTOWN, W.Va. (Sept 5, 2015) - Led by its veteran defense, West Virginia opened the 2015 season with an impressive, 44-0, shutout of Georgia Southern and its option offense.

The Eagles did not complete a pass until late in the third quarter and were held to just two completions and 29 yards through the air. Leading the Mountaineer defensive performance was senior Karl Joseph with three interceptions and a forced fumble to go along with a game high eight tackles.

For its part, the Mountaineer offense connected on big plays throughout the night and eventually broke the game open in the second half.

The scoring started fairly early in the first quarter on the game's opening possession. Much had been made in the preseason of West Virginia's young and talented receiving corps and the season's first touchdown went to a true freshman.

Finishing off a nine-play, 87-yard drive was quarterback Sklyer Howard's 41-yard bomb to Jovon Durante, marking the freshman's first career catch.

West Virginia has an All-American kicker and Lou Groza finalist in junior Josh Lambert, and the Mountaineers put his leg to work for the rest of the first half.

Lambert was called on to attempt his first field goal of the season at the 7:59 mark, and he converted from 26-yards out, ending the scoring in the opening quarter in favor of WVU, 10-0.

Lambert's kicking leg came in handy again in the second quarter as his 32-yard field goal ended a 66-yard scoring drive, before his 22-yarder closed a 65-yard drive and gave the Mountaineers a 16-0 advantage at the half.

While West Virginia chalked up 319 yards of total offense in the first half, the Eagles had just 89 total yards but still only trailed by two scores.

That soon changed in the second half, as the WVU offense erupted for 28 points and the first

half field goals turned in to second half touchdowns.

Joseph's second interception set up running back Rushel Shell's six-yard touchdown run at the 9:06 mark of the third.

Howard then threw his second touchdown pass in the game at the 4:19 mark, when he found Shelton Gibson for a 26-yard scoring strike and a 30-0 Mountaineer advantage.

Joseph's third interception in the quarter led to West Virginia's next score early in the fourth. Howard found receiver Daikiel Shorts for a 26-yard

pass, setting up Wendell Smallwood's 19-yard scoring run on the very next play. The rushing score sealed an impressive 85-yard drive in just six plays, giving WVU a 37-0 lead.

The Mountaineers finished the game's scoring with 2:26 left, when backup quarterback William Crest Jr. marched the Mountaineers on a 10-play, 41-yard drive that ended with Crest's two-yard run.

Gibson and Durante both made their first starts for the Mountaineers and responded with 100-yard receiving efforts. Gibson had three catches for 130 yards and a score, while Durante finished with three receptions for 121 yards and a touchdown. Ironically, both long receptions by the two receivers went for 57 yards.

Howard was solid with 16 completions for 359 yards, and Wendell Smallwood led the rushing effort with 96 yards and a score. In addition to the play of Joseph, a preseason All-American, the WVU defense got a strong performance out of senior linebacker Nick Kwiatkoski with seven tackles and two TFL

Final totals for West Virginia stood at 185 yards rushing and 359 passing for 544 yards of total offense on just 66 plays for an average of 8.4 yards per play.

With the win, West Virginia recorded back-to-back shutouts in home openers and improved to 88-31-4 all-time in season openers and 31-4-1 in openers at Milan Puskar Stadium.

Scoring and Statistical Summary

	1	2	3	4	F
Ga. Southern	0	0	0	0	0
West Virginia	10	6	14	14	44

1st	WVU - Jovon Durante 41 pass from Sklyer Howard (Josh Lambert kick) WVU - Lambert 26 FG
2nd	WVU - Lambert 32 FG WVU - Lambert 22 FG
3rd	WVU - Rushel Shell 6 rush (Lambert kick) WVU - Shelton Gibson 26 pass from Howard (Lambert kick)
4th	WVU - Wendell Smallwood 19 rush (Lambert kick) WVU - William Crest 2 rush (Lambert kick)

	GSU	WVU
First Downs	14	21
Rushes/Yards	57/195	40/185
Passing Yardage	29	359
Passes	2/13/4	16/26/0
Punts	5/232/46.4	4/177/44.2
Fumbles/Lost	2/1	1/0
Return Yardage	96	0
Penalties/Yards	1/15	5/37
Time of Possession	34:07	25:53

WVU RUSHING: Smallwood 11-96, Shell 8-42; WVU PASSING: Howard 16-25-0-359; WVU RECEIVING: Gibson 3-130, Durante 3-121; WVU TACKLES (TFL/QS): Joseph 8, Kwiatkoski 7 (2/0) Rose 6; WVU INTERCEPTIONS: Joseph (3), Askew Henry (1).

GSU RUSHING: Breida 17-70, Upshaw 16-64; GSU PASSING: Upshaw 2-13-4-29; GSU RECEIVING: Keaton 1-17, Johnson 1-12; GSU TACKLES (TFL/QS): Dobson 7, Jones 6, Gallon 6 (1/1), Williams 6 (1/0); GSU INTERCEPTIONS: None.

Attendance - 55,182



Al-Rasheed **BENTON**

Jovon **DURANTE**

Game No. 2: West Virginia 41, Liberty 17

MORGANTOWN, W.Va. (Sept 12, 2015) - West Virginia captured win No. 2 on the season with a 41-17 victory over Liberty at Milan Puskar Stadium.

The Mountaineers used a very efficient offense and solid defensive play to defeat the Flames. Efficiency came in the form of quarterback Skyler Howard who completed 21 passes on 26 attempts for 263 yards and three touchdowns.

Defensively, West Virginia shut out the Flames in the first half, giving the unit seven straight quarters of shutout football dating back to 2014. Punter Nick O'Toole also kept Liberty in poor field position for most of the game by pinning two punts inside the three-yard line and averaging almost 50 yards per punt.

The Mountaineer offense was able to march on the Flames in the first quarter with an 11-play and a 10-play drive that stalled in the red zone. Kicker Josh Lambert put the Mountaineers on the board at the 12:21 mark with a 28-yard field goal, followed by a 25-yarder at the 4:21 mark.

Leading 6-0 going in the second quarter, West Virginia finally turned drives into touchdowns to open up a 20-0 lead at the half.

Early in the second, Howard led the offense on a 71-yard drive that was highlighted by a 52-yard touchdown reception by receiver Shelton Gibson, upping the WVU advantage to 13-0.

Running back Wendell Smallwood closed out the scoring in the first half as he recovered his own fumble in the end zone for a West Virginia touchdown. Smallwood's run capped off an 11-play, 64-yard drive in 4:12. He gained four yards before fumbling and earned the additional yard by recovering the football in the end zone for the score.

West Virginia added another touchdown in the third quarter before the Liberty offense got on track and lit up its side of the board.

With 8:11 remaining in the third quarter, Howard again struck through the air with a 10-yard pass to Jovon Durante, putting the Mountaineers up 27-7.

Liberty came into the game with a highly touted offense and after missing three field goals in the first half, the Flames got on the board with 4:35 left in the quarter.

Quarterback Josh Woodrum ran the Fame offense well in the first half only to be kept off the board by the missed field goals. This time Woodrum connected on a seven-yard touchdown to Todd Macon, ending a 78-yard drive.

West Virginia answered the touchdown with one of its own with just 32 seconds left in the quarter. Howard tossed a four-yard pass to fullback Elijah

Wellman for WVU's sixth score on the day.

Early in the fourth, Liberty kicker John Lunsford finally connected on a field goal by hitting a 49-yarder, putting the Flames deficit at 34-10. Woodrum then struck through the deep pass by connecting with Zac Parker on a 60-yard scoring strike to put the score at 34-17 in favor of WVU.

The Mountaineers ended the scoring with just 3:36 left on Smallwood's five-yard rush.

Aside from the efficiency of Howard, West Virginia got good offensive numbers from Smallwood with two scores and 88 yards rushing. Howard added 68 yards rushing to go along with his strong passing totals, and Gibson finished with 81 yards receiving, followed by Daikiel Shorts with 78 yards.

On defense, linebackers Nick Kwiatkoski and Al-Rasheed Benton along with defensive back Dravon Askew-Henry all totaled seven tackles.

For Liberty, Woodrum passed for 280 yards, Desmond Rice rushed for 37 and Dante' Shells had 71 yards receiving to pace the offense. On the defensive side of the ball for the Flames, Nick Newman and Avery James combined for 19 tackles, three T and one sack

Final totals showed West Virginia with 172 yards rushing and 313 through the air for 485 yards of offense. Liberty rushed for 92 yards and passed for 280 to total 372 yards.

With the win, WVU moves to 16-0 all-time against FCS schools.

Scoring and Statistical Summary

	1	2	3	4	F
Liberty	0	0	7	10	17
West Virginia	6	14	14	7	41

1st	WVU - Josh Lambert 28 FG WVU - Lambert 25 FG	
2nd	WVU - Shelton Gibson 52 pass from Skyler Howard (Lambert kick) WVU - Wendell Smallwood 0 fumble recovery (Lambert kick)	
3rd	WVU - Jovon Durante 10 pass from Howard (Lambert kick) LU - Todd Macon 7 rush (John Lunsford kick) WVU - Elijah Wellman 4 pass from Howard (Lambert kick)	
4th	WVU - Lunsford 49 FG LU - Zac Parker 60 pass from Josh Woodrum (Lunsford kick) WVU - Smallwood 5 rush (Lambert kick)	

	LU	WVU
First Downs	17	25
Rushes/Yards	28/92	45/172
Passing Yardage	280	313
Passes	21/33/0	27/32/0
Punts	4/155/38.8	3/149/49.7
Fumbles/Lost	1/0	1/0
Return Yardage	109	61
Penalties/Yards	4/26	6/58
Time of Possession	30:33	29:27

WVU RUSHING: Smallwood 15-88, Howard 12-68; WVU PASSING: Howard 21-26-0-263; WVU RECEIVING: Durante 7-60, Shorts 4-78, Jennings 4-28, Smallwood 4-24; WVU TACKLES (TFL/QS): Henry 7, Kwiatkoski 7 (1/0), Benton 7 (2/0), WVU INTERCEPTIONS: None.

LU RUSHING: Rice 11-37, Macon 8-31; LU PASSING: Woodrum 21-32-0-280; LU RECEIVING: Shells 4-71, Peterson 4-64; LU TACKLES (TFL/QS): Newman 10 (1/0), James 9 (2/1); LU INTERCEPTIONS: None.

Attendance - 52,899



TerrellCHESTNUT

WendellSMALLWOOD

West Virginia's Last Game: West Virginia 45, Maryland 6

MORGANTOWN, W.Va. (Sept 26, 2015) - No matter how you look at it, West Virginia turned in a dominating performance in game three of the 2015 season with a lopsided 45-6 victory over Maryland.

Pregame festivities included the induction of the 25th WVU Sports Hall of Fame class, which included football's Amos Zereoue, Ken Herock and Bobby Bowden, the 40th anniversary reunion of the 1975 Peach Bowl championship team and country music star Brad Paisley becoming only the second person in Milan Puskar Stadium history to sing "Take Me Home, Country Roads" live in a pregame performance.

However, none of the festivities provided a distraction to the Mountaineers, who were focused on the non-conference matchup between the Big 12 and Big Ten.

The Mountaineers started fast and never looked back. On WVU's opening possession, quarterback Skyler Howard found fullback Elijah Welman for a seven-yard touchdown, and the score would pave the way for a 21-point first quarter for WVU.

West Virginia started the game by scoring on four of its first five drives, with the lone non-scoring drive ending with a missed field goal.

The West Virginia defense came up with five interceptions in the game, which put the Mountaineers in great field position, and an efficient offense made the most of the turnovers.

WVU added to its seven-point advantage with a Wendell Smallwood four-yard rush, before closing the first quarter on Howard's 15-yard touchdown pass to receiver Shelton Gibson.

The first score of the second quarter was one of the prettiest deep scoring passes you will see as Howard hit Gibson in stride behind a Terp defender for a 41-yard touchdown strike and a 28-0 WVU advantage.

That pass ended a five-play, 80-yard drive, and while the Mountaineer defense kept the pressure on, the offense kept its foot on the gas pedal. By

adding two more scores before the half, West Virginia took a 38-0 lead in the locker room. Tailback Rushel Shell scored on a two-yard rush, and kicker Josh Lambert added a 48-yard field goal as time expired.

WVU punter Nick O'Toole averaged 45.2 yards per punt with long punts of 56 and 54 yards to continue the poor field position for the Terps. O'Toole even managed to extend one WVU drive with a 13-yard fake punt on 4th-and-12. Relegated to a mostly running attack to kill the clock in the second half, West Virginia got its last score at the

12:48 mark of the fourth quarter, when Howard hit receiver Daikiel Shorts Jr., for a one-yard TD pass.

Maryland managed to get on the board with 11:45 remaining, when Daxx Garman converted on a 46-yard scoring pass to receiver Jahrviss Davenport.

Smallwood had a big day rushing with 147 yards and one score. Shell contributed 77 yards rushing and more than 100 all-purpose yards. Howard once again was strong with 21 completions on 33 attempts for 294 yards and four touchdowns. Gibson hauled in six passes for 118 yards and two scores to lead all receivers.

On defense, the Mountaineers held the Terps to just 80 total yards in the first half, including only three passing yards. Leading the unit was Jared Barber with five tackles, while Karl Joseph, KJ Dillion, Terrell Chestnut, Daryl Worley and Jeremy Tyler all recorded interceptions. Chestnut even saved a score by running down Terp running back Brandon Ross and forcing a fumble at the one-yard line that resulted in a touchback.

Ross topped Maryland's offense with 130 yards rushing, and Antwaine Carter collected 14 tackles and three TFLs.

Final numbers showed WVU with a balanced 304 yards rushing and 297 passing for 601 total yards. Maryland finished with 173 on the ground and 153 passing for 326 total yards.

WVU now has won two straight in the series with the Terps and leads 28-22-2.

Scoring and Statistical Summary

	1	2	3	4	F
Maryland	0	0	0	6	6
West Virginia	21	17	0	7	45

- 1st WVU - Elijah Wellman 7 pass from Skyler Howard (Josh Lambert kick)
WVU - Wendell Smallwood 4 rush (Lambert kick)
WVU - Shelton Gibson 15 pass from Howard (Lambert kick)
- 2nd WVU - Gibson 41 pass from Howard (Lambert kick)
WVU - Rushel Shell 2 rush (Lambert kick)
WVU - Lambert 48 FG
- 4th WVU - Daikiel Shorts 1 pass from Howard (Lambert kick)
UMD - Jahrviss Davenport 46 pass from Daxx Garman (Garman rush failed)

	UMD	WVU
First Downs	14	37
Rushes/Yards	29/173	59/304
Passing Yardage	153	297
Passes	14/36/5	23/37/1
Punts	7/273/39.0	4/181/45.2
Fumbles/Lost	1/1	2/1
Return Yardage	81	64
Penalties/Yards	10/100	10/124
Time of Possession	23:26	36:34

WVU RUSHING: Smallwood 22-147, Shell 15-77; WVU PASSING: Howard 21-33-0-294; WVU RECEIVING: Gibson 6-118, Thompson 3-42; WVU TACKLES (TFL/QS): Barber 5 (1/0), Kwiatkoski 4 (1/1), Joseph 4 (1/1); WVU INTERCEPTIONS: Joseph, Worley, Chestnut, Dillon, Tyler.

UMD RUSHING: Ross 15-130; UMD PASSING: Rowe 10-27-4-67; UMD RECEIVING: Edwards 3-33, Brown 3-26; UMD TACKLES (TFL/QS): Carter 14 (3/0), Brooks 10 (1/0), Hendy 10; UMD INTERCEPTIONS: Nixon.

Attendance - 61,174



Nick **KWIATKOSKI**

Wendell **SMALLWOOD**

WVU's Last Game: No. 15/14 Oklahoma 44, No. 23/21 West Virginia 24

NORMAN, Okla. (Oct. 3, 2015) - No. 23/21 West Virginia suffered its first loss of the 2015 season with a 44-24 defeat at No. 15/14 Oklahoma in front of 83,384 fans at Gaylord Family-Oklahoma Memorial Stadium.

The Mountaineers could not overcome two fumbles and three interceptions, resulting in 13 points for the Sooners. While Oklahoma turned the ball over two times, WVU could only muster three points off those turnovers.

Both teams traded possessions to start the game, before the Sooners broke through on their second drive. Quarterback Baker Mayfield found Mark Andrews for a 17-yard touchdown pass to open the game's scoring at the 8:45 mark of the first quarter. Mayfield drove the Sooners 74 yards in just four plays for the score.

West Virginia answered at the beginning of the second quarter, when tailback Rushel Shell powered in from five yards away to tie the score at 7-7. Shell's rush finished an 86-yard drive for the Mountaineers.

The tie was short-lived as just 51 seconds later the Sooners took command once again; receiver Sterling Shepard hauled in a 28-yard pass from Mayfield to cap a 75-yard scoring drive.

The Sooners went on to score three more times in the quarter for a 24-7 lead at the half.

They increased their advantage to 17-7 on Austin Seibert's 40-yard field goal, before tailback Joe Mixon closed out first-half scoring with a 35-yard scamper, ending an 83-yard drive.

When the Sooners scored in the first half, they usually took advantage of the big play, finishing with 12 plays of 20 yards or more. First half scoring drives for OU consumed 74, 75 and 83 yards.

But the game was far from over and WVU came out strong in the third quarter to pull with three at 27-24 with 0:58 seconds left in the third.

A Skyler Howard touchdown pass to freshman Jovan Durante at the 9:40 mark pulled the Mountaineers to within 10, at 24-14. Then West Virginia took advantage of a Sooner fumble and converted a 23-yard field goal by Josh Lambert to

close the gap to 24-17 with 6:57 left in the third.

Oklahoma bounced back with a 25-yard Seibert field goal, before Howard shocked the Sooner faithful with a 50-yard touchdown run on 4th-and-2, putting the score at 27-24 in favor of the Sooners with just 58 ticks left in the quarter.

As the Mountaineers gained the momentum and seemingly were on the verge of taking control of the game, Oklahoma struck a deadly blow just 45 seconds later, when Mayfield found Durrone Neal down the left sideline for a 71-yard

touchdown dagger and a 34-24 OU advantage heading into the fourth.

With West Virginia having to play catch-up, the Oklahoma defense unleashed a furious pass rush on the Mountaineers and turnovers aided the Sooners to 10 more points to end the scoring.

Jordan Evans picked up a Howard fumble and raced 41 yards for a touchdown, before Seibert closed out the scoring with a 44-yard field goal off of a WVU interception.

West Virginia had a strong day running the football as tailback Wendell Smallwood turned in his second straight 100-yard rushing performance with 111 yards on 22 carries. Backfield teammate Rushel Shell added 72 yards to the ground attack. Linebacker Nick Kwiatkoski was solid for the Mountaineer defense with 11 tackles and one sack for a loss of six yards.

Mayfield had a strong day for OU, finishing with 320 yards passing and three touchdowns. Dede Westbrook led the Sooner receivers with 107 yards on just five catches. For the second straight year, WVU could not handle OU's Eric Striker, as he finished with 13 tackles, three TFLs and two sacks. OU totaled seven sacks and 12 TFLs in the game.

Final numbers showed WVU with a solid running game of 196 yards to go along with 173 passing to total 369 yards. The Mountaineer defense held OU to just 107 yards rushing, but the Sooners struck for 320 yards passing to total 427 yards.

Scoring and Statistical Summary

	1	2	3	4	F
West Virginia.....	0	7	17	0	24
Oklahoma.....	7	17	10	10	44

1st	OU - Mark Andrews 17 pass from Baker Mayfield (Austin Seibert kick)
2nd	WVU - Rushel Shell 5 rush (Josh Lambert kick) OU - Sterling Shepard 28 pass from Mayfield (Seibert kick) OU - Seibert 40 FG OU - Joe Mixon 35 rush (Seibert kick)
3rd	WVU - Jovan Durante 1 pass from Skyler Howard (Lambert kick) WVU - Lambert 23 FG OU - Seibert 25 FG WVU - Howard 50 rush OU - Durrone Neal 71 pass from Mayfield (Seibert kick)
4th	OU - Jordan Evans 41 fumble recovery (Seibert kick) OU - Seibert 44 FG

	WVU	OU
First Downs	27	16
Rushes/Yards	54/196	33/107
Passing Yardage	173	320
Passes	17/32/3	14/25/1
Punts	7/326/46.6	5/217/43.4
Fumbles/Lost	2/2	1/1
Return Yardage	97	203
Penalties/Yards	11/111	12/134
Time of Possession	33:11	26:49

WVU RUSHING: Smallwood 22-111, Shell 20-72; WVU PASSING: Howard 17-32-3-173; WVU RECEIVING: Durante 4-44, Thompson 3-46, Gibson 3-35; WVU TACKLES (TFL/QS): Kwiatkoski 11 (1/1), Dillon 7, Barber 6 (1/1); WVU INTERCEPTIONS: Joseph.

OU RUSHING: Perine 16-65, Mixon 6-43; OU PASSING: Mayfield 14-25-1-320; OU RECEIVING: Westbrook 5-107, OU TACKLES (TFL/QS): Striker 11 (1/1), Evans 9 (2/1); OU INTERCEPTIONS: J. Thomas 2, A. Thomas .

Attendance - 84,384

The Automated ScoreBook
West Virginia Game Results (as of Oct 11, 2015)
All games

Date	Opponent	Score	Overall Record	Conference Record	Time	Attend
Sep 5, 2015	GEORGIA SOUTHERN	W 44-0	1- 0- 0	0- 0- 0	3:12	55182
Sep 12, 2015	LIBERTY	W 41-17	2- 0- 0	0- 0- 0	3:06	52899
Sep 26, 2015	MARYLAND	W 45-6	3- 0- 0	0- 0- 0	3:29	61174
* Oct 03, 2015	at #15 Oklahoma	24-44 L	3- 1- 0	0- 1- 0	3:43	84384
* Oct 10, 2015	#21 OKLAHOMA STATE	O 26-33 L	3- 2- 0	0- 2- 0	4:02	60410

* indicates conference game

Opponent	Score	-----FIRST DOWNS-----				---RUSHING---		-----PASSING-----			--TOTAL OFFENSE--		Return Yards	Turn-Overs
		Total	Rush	Pass	Pen	Number-Yards	Comp-Att-Int	Yards	Plays-Yards	Yards				
GEORGIA SOUTHERN....	44-0	21/14	10/11	11/2	0/1	40-185 / 57-195	16-26- 0 / 2-13- 4	359/29	66-544 / 70-224	0/96	0/5			
LIBERTY.....	41-17	25/17	9/2	15/12	1/3	45-172 / 28-92	27-32- 0 / 21-33- 0	313/280	77-485 / 61-372	61/109	0/0			
MARYLAND.....	45-6	37/14	15/4	16/7	6/3	59-304 / 29-173	23-37- 1 / 14-36- 5	297/153	96-601 / 65-326	61/81	2/6			
Oklahoma.....	24-44	27/16	10/3	9/11	8/2	53-196 / 33-107	17-32- 3 / 14-25- 1	173/320	85-369 / 58-427	97/203	5/2			
OKLAHOMA STATE.....	26-33	26/20	14/5	9/11	3/4	61-255 / 38-134	18-37- 1 / 22-43- 3	188/228	98-443 / 81-362	157/44	4/3			
Totals.....	180-100	136/81	58/25	60/43	18/13	258-1112/185-701	101-164- 5/ 73-150-13	1330/1010	422-2442/ 335-1711	376/533	11/16			

Note: Game totals are displayed in the format TEAM/OPPONENT for each category

The Automated ScoreBook
West Virginia Overall Team Statistics (as of Oct 11, 2015)
All games

Team Statistics	WVU	OPP
SCORING	180	100
Points Per Game	36.0	20.0
Points Off Turnovers	27	30
FIRST DOWNS	136	81
Rushing	58	25
Passing	60	43
Penalty	18	13
RUSHING YARDAGE	1112	701
Yards gained rushing	1302	808
Yards lost rushing	190	107
Rushing Attempts	258	185
Average Per Rush	4.3	3.8
Average Per Game	222.4	140.2
TDs Rushing	11	4
PASSING YARDAGE	1330	1010
Comp-Att-Int	101-164-5	73-150-13
Average Per Pass	8.1	6.7
Average Per Catch	13.2	13.8
Average Per Game	266.0	202.0
TDs Passing	11	6
TOTAL OFFENSE	2442	1711
Total Plays	422	335
Average Per Play	5.8	5.1
Average Per Game	488.4	342.2
KICK RETURNS: #-Yards	14-289	18-316
PUNT RETURNS: #-Yards	11-64	4-39
INT RETURNS: #-Yards	13-23	5-129
KICK RETURN AVERAGE	20.6	17.6
PUNT RETURN AVERAGE	5.8	9.8
INT RETURN AVERAGE	1.8	25.8
FUMBLES-LOST	11-6	6-3
PENALTIES-Yards	43-437	34-330
Average Per Game	87.4	66.0
PUNTS-Yards	26-1214	29-1236
Average Per Punt	46.7	42.6
Net punt average	39.8	38.3
KICKOFFS-Yards	34-2157	23-1437
Average Per Kick	63.4	62.5
Net kick average	43.9	40.1
TIME OF POSSESSION/Game	31:15	28:45
3RD-DOWN Conversions	34/81	20/71
3rd-Down Pct	42%	28%
4TH-DOWN Conversions	7/9	1/9
4th-Down Pct	78%	11%
SACKS BY-Yards	10-56	17-137
MISC YARDS	0	0
TOUCHDOWNS SCORED	22	12
FIELD GOALS-ATTEMPTS	8-11	6-9
ON-SIDE KICKS	0-0	0-0
RED-ZONE SCORES	(21-25) 84%	(9-12) 75%
RED-ZONE TOUCHDOWNS	(15-25) 60%	(5-12) 42%
PAT-ATTEMPTS	(22-22) 100%	(10-11) 91%
ATTENDANCE	229665	84384
Games/Avg Per Game	4/57416	1/84384
Neutral Site Games		0/0

Score by Quarters	1st	2nd	3rd	4th	OT	Total
West Virginia	37	46	59	38	0	180
Opponents	14	27	23	29	7	100

The Automated ScoreBook
West Virginia Overall Individual Statistics (as of Oct 11, 2015)
All games

<u>Rushing</u>	<u>gp</u>	<u>att</u>	<u>gain</u>	<u>loss</u>	<u>net</u>	<u>avg</u>	<u>td</u>	<u>lg</u>	<u>avg/g</u>
Smallwood, Wendell	5	89	597	8	589	6.6	5	29	117.8
Shell, Rushel	5	73	280	14	266	3.6	3	23	53.2
Howard, Skyler	5	63	289	141	148	2.3	2	50	29.6
Crest, William	4	15	69	18	51	3.4	1	17	12.8
Thomas-Williams, D.	3	11	37	0	37	3.4	0	12	12.3
O'Toole, Nick	5	1	13	0	13	13.0	0	13	2.6
Marcellus, Jacky	2	4	17	4	13	3.2	0	8	6.5
TEAM	4	2	0	5	-5	-2.5	0	0	-1.2
Total	5	258	1302	190	1112	4.3	11	50	222.4
Opponents	5	185	808	107	701	3.8	4	55	140.2

<u>Passing</u>	<u>gp</u>	<u>effic</u>	<u>comp-att-int</u>	<u>pct</u>	<u>yds</u>	<u>td</u>	<u>lg</u>	<u>avg/g</u>
Howard, Skyler	5	150.05	93-151-5	61.6	1277	11	57	255.4
Crest, William	4	95.78	8-13-0	61.5	53	0	23	13.2
Total	5	145.74	101-164-5	61.6	1330	11	57	266.0
Opponents	5	101.09	73-150-13	48.7	1010	6	71	202.0

<u>Receiving</u>	<u>gp</u>	<u>no.</u>	<u>yds</u>	<u>avg</u>	<u>td</u>	<u>lg</u>	<u>avg/g</u>
Gibson, Shelton	5	20	448	22.4	5	57	89.6
Shorts, Daikiel	5	18	241	13.4	1	29	48.2
Durante, Jovon	5	17	247	14.5	3	57	49.4
Smallwood, Wendell	5	16	94	5.9	0	13	18.8
Thompson, Jordan	5	10	129	12.9	0	20	25.8
Mathis, Devonte	4	6	47	7.8	0	14	11.8
Shell, Rushel	5	4	56	14.0	0	16	11.2
Jennings, Gary	5	4	28	7.0	0	11	5.6
Wellman, Elijah	5	3	14	4.7	2	7	2.8
Marcellus, Jacky	2	1	23	23.0	0	23	11.5
Myers, KJ	5	1	7	7.0	0	7	1.4
Underwood, Stone	5	1	-4	-4.0	0	0	-0.8
Total	5	101	1330	13.2	11	57	266.0
Opponents	5	73	1010	13.8	6	71	202.0

<u>Punt Returns</u>	<u>no.</u>	<u>yds</u>	<u>avg</u>	<u>td</u>	<u>lg</u>
Jennings, Gary	7	33	4.7	0	15
Dillon, KJ	4	31	7.8	0	19
Total	11	64	5.8	0	19
Opponents	4	39	9.8	0	27

<u>Interceptions</u>	<u>no.</u>	<u>yds</u>	<u>avg</u>	<u>td</u>	<u>lg</u>
Joseph, Karl	5	7	1.4	0	7
Worley, Daryl	2	0	0.0	0	0
Chestnut, Terrell	2	0	0.0	0	0
Kwiatkoski, Nick	1	0	0.0	0	0
Dillon, KJ	1	0	0.0	0	0
Tyler, Jeremy	1	16	16.0	0	16
Askew-Henry, Dravon	1	0	0.0	0	0
Total	13	23	1.8	0	16
Opponents	5	129	25.8	0	38

<u>Kick Returns</u>	<u>no.</u>	<u>yds</u>	<u>avg</u>	<u>td</u>	<u>lg</u>
Durante, Jovon	7	158	22.6	0	36
Gibson, Shelton	4	87	21.8	0	32
Dillon, KJ	2	26	13.0	0	25
Jennings, Gary	1	18	18.0	0	18
Total	14	289	20.6	0	36
Opponents	18	316	17.6	0	27

<u>Fumble Returns</u>	<u>no.</u>	<u>yds</u>	<u>avg</u>	<u>td</u>	<u>lg</u>
Total	0	0	0.0	0	0
Opponents	2	49	24.5	2	41

The Automated ScoreBook
West Virginia Overall Individual Statistics (as of Oct 11, 2015)
All games

Scoring	td	fg	PAT				dpx	saf	pts
			kick	rush	rcv	pass			
Lambert, Josh	-	8-11	22-22	-	-	-	-	-	46
Smallwood, Wendell	5	-	-	-	-	-	-	-	30
Gibson, Shelton	5	-	-	-	-	-	-	-	30
Shell, Rushel	3	-	-	-	-	-	-	-	18
Durante, Jovon	3	-	-	-	-	-	-	-	18
Howard, Skyler	2	-	-	-	-	-	-	-	12
Wellman, Elijah	2	-	-	-	-	-	-	-	12
Crest, William	1	-	-	-	-	-	-	-	6
Shorts, Daikiel	1	-	-	-	-	-	-	-	6
Rose, Kyle	-	-	-	-	-	-	1	-	2
Total	22	8-11	22-22	-	-	-	-	1	180
Opponents	12	6-9	10-11	0-1	-	-	-	-	100

Total Offense	g	plays	rush	pass	total	avg/g
Howard, Skyler	5	214	148	1277	1425	285.0
Smallwood, Wendell	5	89	589	0	589	117.8
Shell, Rushel	5	73	266	0	266	53.2
Crest, William	4	28	51	53	104	26.0
Thomas-Williams, D.	3	11	37	0	37	12.3
O'Toole, Nick	5	1	13	0	13	2.6
Marcellus, Jacky	2	4	13	0	13	6.5
TEAM	4	2	-5	0	-5	-1.2
Total	5	422	1112	1330	2442	488.4
Opponents	5	335	701	1010	1711	342.2

Field Goals	fg	pct.	01-19	20-29	30-39	40-49	50-99	lg	blk
Lambert, Josh	8-11	72.7	0-0	5-5	2-2	1-2	0-2	48	1

FG Sequence	West Virginia	Opponents
Georgia Southern	(26),(32),(22)	-
Liberty	(28),(25),54	46,52,31,(49)
Maryland	51,(48),44	-
Oklahoma	(23)	(40),(25),(44)
Oklahoma State	(38)	(21),(22)

Punting	no.	yds	avg	lg	tb	fc	i20	50+	blk
O'Toole, Nick	26	1214	46.7	65	7	9	11	12	0
Total	26	1214	46.7	65	7	9	11	12	0
Opponents	29	1236	42.6	58	3	1	8	6	0

Kickoffs	no.	yds	avg	tb	ob	retn	net	ydln
O'Toole, Nick	26	1647	63.3	11	2			
Molina, Mike	8	510	63.8	3	0			
Total	34	2157	63.4	14	2	17.6	43.9	21
Opponents	23	1437	62.5	9	0	20.6	40.1	24

Numbers in (parentheses) indicate field goal was made.

The Automated ScoreBook
West Virginia Overall Individual Statistics (as of Oct 11, 2015)
All games

<u>All Purpose</u>	<u>g</u>	<u>rush</u>	<u>rcv</u>	<u>pr</u>	<u>kr</u>	<u>ir</u>	<u>total</u>	<u>avg/g</u>
Smallwood, Wen	5	589	94	0	0	0	683	136.6
Gibson, Shelton	5	0	448	0	87	0	535	107.0
Durante, Jovon	5	0	247	0	158	0	405	81.0
Shell, Rushel	5	266	56	0	0	0	322	64.4
Shorts, Daikiel	5	0	241	0	0	0	241	48.2
Howard, Skyler	5	148	0	0	0	0	148	29.6
Thompson, Jord	5	0	129	0	0	0	129	25.8
Jennings, Gary	5	0	28	33	18	0	79	15.8
Dillon, KJ	5	0	0	31	26	0	57	11.4
Crest, William	4	51	0	0	0	0	51	12.8
Mathis, Devonte	4	0	47	0	0	0	47	11.8
Thomas-William	3	37	0	0	0	0	37	12.3
Marcellus, Jacky	2	13	23	0	0	0	36	18.0
Tyler, Jeremy	5	0	0	0	0	16	16	3.2
Wellman, Elijah	5	0	14	0	0	0	14	2.8
O'Toole, Nick	5	13	0	0	0	0	13	2.6
Joseph, Karl	4	0	0	0	0	7	7	1.8
Myers, KJ	5	0	7	0	0	0	7	1.4
Underwood, Sto	5	0	-4	0	0	0	-4	-0.8
TEAM	4	-5	0	0	0	0	-5	-1.2
Total	5	1112	1330	64	289	23	2818	563.6
Opponents	5	701	1010	39	316	129	2195	439.0

The Automated ScoreBook
West Virginia Overall Defensive Statistics (as of Oct 11, 2015)
All games

##	Defensive Leaders	gp	Tackles			tfl/yds	Sacks	Pass defense			Fumbles	blkd		
			ua	a	tot		no-yds	int-yds	brup	qbh	rcv-yds	ff	kick	saf
35	Kwiatkoski, Nick	5	20	13	33	4.5-18	1.0-6	1-0	1	.	1-0	.	.	.
36	Petteway, Shaq	5	15	8	23	3.0-15	2.0-14	.	1	3
6D	Askew-Henry, Dravon	5	16	6	22	0.5-1	.	1-0
42	Barber, Jared	4	13	8	21	6.0-15	1.5-4	.	.	2
93	Rose, Kyle	5	17	4	21	1.0-5	1.0-5	1
9	Dillon, KJ	5	12	8	20	4.5-14	.	1-0	4	.	.	1	.	.
8D	Joseph, Karl	4	15	5	20	2.0-9	1.0-8	5-7	1	.	1-0	.	.	.
16	Chestnut, Terrell	5	15	3	18	1.0-2	.	2-0	6	.	.	1	.	.
7D	Worley, Daryl	5	14	1	15	.	.	2-0	4	.	.	1	.	.
97	Nwachukwu, Noble	5	10	4	14	2.5-8	1.5-6	.	1	3	.	1	.	.
17	Benton, Al-Rasheed	5	10	3	13	4.0-8
45	Kinsey, Eric	5	3	8	11	0.5-2	.	.	1
95	Brown, Christian	5	8	2	10	1.0-2
22	Harper, Jarrod	5	8	2	10	1.0-2	.	.	2	1
49	Howard, Darrien	5	5	2	7	2.0-7	1.0-3	.	1
3D	Rumph, Rick	5	5	1	6
27	Walters, Sean	5	6	.	6	1.0-10	1.0-10
30	Arndt, Justin	5	3	2	5
20	Muldrow, Edward	4	3	2	5	1.0-3
18	Gross, Marvin	5	4	.	4
24	Tyler, Jeremy	5	3	1	4	.	.	1-16
5D	Preston, Xavier	5	2	2	4	1
92	Lewis, Jon	2	1	2	3
57	Pankey, Adam	5	2	.	2
44	Christian, Hodari	2	2	.	2
90	Jefferson, Larry	5	1	1	2
88	Clay, Cody	5	1	.	1
31	Bruce, Isaiah	5	1	.	1
1	Gibson, Shelton	5	.	1	1
48	Molina, Mike	3	1	.	1
13	Douglas, Rasul	3	.	1	1
10	Thompson, Jordan	5	1	.	1
55	Cajuste, Yodny	5	1	.	1
14	Kyeremeh, Nana	5	.	1	1	0.5-1
96	Fields, Jaleel	2	1	.	1
3	Howard, Skyler	5	.	1	1
TM	TEAM	4	1-0	.	.	.
Total		5	219	92	311	36-122	10-56	13-23	22	10	3-0	4	.	1
Opponents		5	305	104	409	39-186	17-137	5-129	14	4	6-49	9	1	.

The Automated ScoreBook
West Virginia Individual Season/Career Statistics (as of Oct 11, 2015)
All games

SEASON						CAREER					
Punt Returns	no.	yds	avg	td	lg	no.	yds	avg	td	lg	
Jennings, Gary	7	33	4.7	0	15	7	33	4.7	0	15	
Dillon, KJ	4	31	7.8	0	19	4	31	7.8	0	19	
Total	11	64	5.8	0	19						
Opponents	4	39	9.8	0	27						

SEASON						CAREER					
Kick Returns	no.	yds	avg	td	lg	no.	yds	avg	td	lg	
Durante, Jovon	7	158	22.6	0	36	7	158	22.6	0	36	
Gibson, Shelton	4	87	21.8	0	32	17	337	19.8	0	42	
Dillon, KJ	2	26	13.0	0	25	2	26	13.0	0	25	
Jennings, Gary	1	18	18.0	0	18	1	18	18.0	0	18	
Total	14	289	20.6	0	36						
Opponents	18	316	17.6	0	27						

SEASON						CAREER					
Interceptions	no.	yds	avg	td	lg	no.	yds	avg	td	lg	
Joseph, Karl	5	7	1.4	0	7	9	40	4.4	0	22	
Chestnut, Terrell	2	0	0.0	0	0	3	0	0.0	0	0	
Worley, Daryl	2	0	0.0	0	0	6	50	8.3	0	37	
Dillon, KJ	1	0	0.0	0	0	4	35	8.8	1	35	
Kwiatkoski, Nick	1	0	0.0	0	0	4	13	3.2	0	8	
Askew-Henry, Dravon	1	0	0.0	0	0	3	53	17.7	1	52	
Tyler, Jeremy	1	16	16.0	0	16	1	16	16.0	0	16	
Total	13	23	1.8	0	16						
Opponents	5	129	25.8	0	38						

SEASON						CAREER					
Fumble Returns	no.	yds	avg	td	lg	no.	yds	avg	td	lg	
Total	0	0	0.0	0	0						
Opponents	2	49	24.5	2	41						

All Purpose	g	rush	rcv	pr	kr	ir	total	avg/g	g	rush	rcv	pr	kr	ir	total	avg/g
Smallwood, Wen	5	589	94	0	0	0	683	136.6	30	1532	552	0	550	0	2634	87.8
Gibson, Shelton	5	0	448	0	87	0	535	107.0	17	0	508	0	337	0	845	49.7
Durante, Jovon	5	0	247	0	158	0	405	81.0	5	0	247	0	158	0	405	81.0
Shell, Rushel	5	266	56	0	0	0	322	64.4	17	1054	196	3	61	0	1314	77.3
Shorts, Daikiel	5	0	241	0	0	0	241	48.2	30	0	1082	0	0	0	1082	36.1
Howard, Skyler	5	148	0	0	0	0	148	29.6	9	288	0	0	0	0	288	32.0
Thompson, Jorda	5	0	129	0	0	0	129	25.8	41	47	990	70	80	0	1187	29.0
Jennings, Gary	5	0	28	33	18	0	79	15.8	5	0	28	33	18	0	79	15.8
Dillon, KJ	5	0	0	31	26	0	57	11.4	40	0	0	31	26	35	92	2.3
Crest, William	4	51	0	0	0	0	51	12.8	5	78	0	0	0	0	78	15.6
Mathis, Devonte	4	0	47	0	0	0	47	11.8	20	0	129	0	0	0	129	6.4
Thomas-Williams	3	37	0	0	0	0	37	12.3	3	37	0	0	0	0	37	12.3
Marcellus, Jacky	2	13	23	0	0	0	36	18.0	2	13	23	0	0	0	36	18.0
Tyler, Jeremy	5	0	0	0	0	16	16	3.2	26	0	0	0	0	16	16	0.6
Wellman, Elijah	5	0	14	0	0	0	14	2.8	17	4	25	0	0	0	29	1.7
O'Toole, Nick	5	13	0	0	0	0	13	2.6	30	13	0	0	0	0	13	0.4
Myers, KJ	5	0	7	0	0	0	7	1.4	38	0	142	0	8	0	150	3.9
Joseph, Karl	4	0	0	0	0	7	7	1.8	42	0	0	0	0	40	40	1.0
Underwood, Ston	5	0	-4	0	0	0	-4	-0.8	9	0	-4	0	0	0	-4	-0.4
TEAM	4	-5	0	0	0	0	-5	-1.2								
Total	5	1112	1330	64	289	23	2818	563.6								
Opponents	5	701	1010	39	316	129	2195	439.0								

Field Goals	att	good	long	blkd	att	good	long	blkd
Lambert, Josh	11	8	48	1	73	55	55	5
Total	11	8	48	1				
Opponents	9	6	49	0				

Punting	no.	yds	avg	lg	blk	no.	yds	avg	lg	blk
O'Toole, Nick	26	1214	46.7	65	0	156	6815	43.7	68	0
Total	26	1214	46.7	65	0					
Opponents	29	1236	42.6	58	0					

The Automated ScoreBook
West Virginia Red-Zone Results (as of Oct 11, 2015)
All games

West Virginia Inside Opponent Red-Zone

Date	Opponent	Score	Times In RZ	Times Scored	Total Pts	Rush TDs	Pass TDs	FGs Made	Failed to score inside RZ							
									FGA	Down	Int	Fumb	Half	Game		
Sep 5, 2015	GEORGIA SOUTHERN	W 44-0	7	6	30	3	3	0	3	0	1	0	0	0	0	0
Sep 12, 2015	LIBERTY	W 41-17	6	6	34	4	2	2	2	0	0	0	0	0	0	0
Sep 26, 2015	MARYLAND	W 45-6	6	5	35	5	2	3	0	1	0	0	0	0	0	0
Oct 03, 2015	at Oklahoma	L 24-44	3	3	17	2	1	1	1	0	0	0	0	0	0	0
Oct 10, 2015	OKLAHOMA STATE	L 26-33	3	1	7	1	1	0	0	0	1	0	1	0	0	0
Totals			25	21	123	15	9	6	6	1	2	0	1	0	0	0
21 of 25 (84.0%)																

Opponents Inside West Virginia Red-Zone

Date	Opponent	Score	Times In RZ	Times Scored	Total Pts	Rush TDs	Pass TDs	FGs Made	Failed to score inside RZ							
									FGA	Down	Int	Fumb	Half	Game		
Sep 5, 2015	GEORGIA SOUTHERN	W 44-0	0	0	0	0	0	0	0	0	0	0	0	0	0	0
Sep 12, 2015	LIBERTY	W 41-17	2	1	7	1	1	0	0	1	0	0	0	0	0	0
Sep 26, 2015	MARYLAND	W 45-6	1	0	0	0	0	0	0	0	0	1	0	0	0	0
Oct 03, 2015	at Oklahoma	L 24-44	4	3	13	1	0	1	2	0	1	0	0	0	0	0
Oct 10, 2015	OKLAHOMA STATE	L 26-33	5	5	26	3	2	1	2	0	0	0	0	0	0	0
Totals			12	9	46	5	3	2	4	1	1	1	0	0	0	0
9 of 12 (75.0%)																

The Automated ScoreBook
West Virginia By-Quarter Statistics (as of Oct 11, 2015)
All games

3rd-Down Conversions

Date	Opponent	Score	Overall	1st Qtr	2nd Qtr	3rd Qtr	4th Qtr	Overtime
Sep 5, 2015	GEORGIA SOUTHERN	W 44-0	3-12 25.0	1-3 33.3	0-5 0.0	0-1 0.0	2-3 66.7	
Sep 12, 2015	LIBERTY	W 41-17	8-13 61.5	2-4 50.0	1-1 100.0	1-3 33.3	4-5 80.0	
Sep 26, 2015	MARYLAND	W 45-6	9-16 56.2	2-2 100.0	2-4 50.0	2-5 40.0	3-5 60.0	
Oct 03, 2015	at Oklahoma	L 24-44	8-20 40.0	3-6 50.0	3-6 50.0	2-6 33.3	0-2 0.0	
Oct 10, 2015	OKLAHOMA STATE	L 26-33	6-20 30.0	1-4 25.0	2-5 40.0	1-4 25.0	2-5 40.0	0-2 0.0
	West Virginia		34-81 42.0	9-19 47.4	8-21 38.1	6-19 31.6	11-20 55.0	0-2 0.0
	Opponents		20-71 28.2	8-23 34.8	7-18 38.9	2-15 13.3	3-14 21.4	0-1 0.0

4th-Down Conversions

Date	Opponent	Score	Overall	1st Qtr	2nd Qtr	3rd Qtr	4th Qtr	Overtime
Sep 5, 2015	GEORGIA SOUTHERN	W 44-0	1-2 50.0	0-1 0.0	0-0 0.0	0-0 0.0	1-1 100.0	
Sep 12, 2015	LIBERTY	W 41-17	0-0 0.0	0-0 0.0	0-0 0.0	0-0 0.0	0-0 0.0	
Sep 26, 2015	MARYLAND	W 45-6	1-1 100.0	0-0 0.0	0-0 0.0	1-1 100.0	0-0 0.0	
Oct 03, 2015	at Oklahoma	L 24-44	2-2 100.0	0-0 0.0	0-0 0.0	2-2 100.0	0-0 0.0	
Oct 10, 2015	OKLAHOMA STATE	L 26-33	3-4 75.0	0-0 0.0	1-1 100.0	1-1 100.0	0-0 0.0	1-2 50.0
	West Virginia		7-9 77.8	0-1 0.0	1-1 100.0	4-4 100.0	1-1 100.0	1-2 50.0
	Opponents		1-9 11.1	0-2 0.0	0-1 0.0	0-3 0.0	0-2 0.0	1-1 100.0

Time of Possession

Date	Opponent	Score	Overall	1st Qtr	2nd Qtr	3rd Qtr	4th Qtr	Overtime
Sep 5, 2015	GEORGIA SOUTHERN	W 44-0	25:53	6:57	6:47	4:50	7:19	
Sep 12, 2015	LIBERTY	W 41-17	29:27	7:42	6:00	5:41	10:04	
Sep 26, 2015	MARYLAND	W 45-6	36:34	7:53	9:21	9:31	9:49	
Oct 03, 2015	at Oklahoma	L 24-44	33:11	9:11	7:49	9:38	6:33	
Oct 10, 2015	OKLAHOMA STATE	L 26-33	31:09	5:58	8:23	8:57	7:51	0:00
	West Virginia	Total	156:14	37:41	38:20	38:37	41:36	0:00
		Avg.	31:14	7:32	7:40	7:43	8:19	0:00
	Opponents	Total	143:46	37:19	36:40	36:23	33:24	0:00
		Avg.	28:45	7:27	7:20	7:16	6:40	0:00

The Automated ScoreBook
West Virginia Games Played (as of Oct 11, 2015)
All games

##	PLAYER	GP-GS	GS	LIBERTY	UMD	OU	OSU
89	Arndt, Darren	5/-	XXX	XXX	XXX	XXX	XXX
30	Arndt, Justin	5/-	XXX	XXX	XXX	XXX	XXX
6D	Askew-Henry, D.	5/5	START	START	START	START	START
42	Barber, Jared	4/4	START	...	START	START	START
17	Benton, A.	5/1	XXX	START	XXX	XXX	XXX
62	Bosch, Kyle	5/5	START	START	START	START	START
58	Brown, Amanii	3/-	XXX	XXX	XXX
95	Brown, C.	5/5	START	START	START	START	START
31	Bruce, Isaiah	5/-	XXX	XXX	XXX	XXX	XXX
55	Cajuste, Yodny	5/5	START	START	START	START	START
16	Chestnut, T.	5/5	START	START	START	START	START
44	Christian, H.	2/-	XXX	XXX
88	Clay, Cody	5/2	XXX	XXX	START	XXX	START
38	Commodore, S.	3/-	XXX	XXX	XXX
1B	Crest, William	4/-	XXX	XXX	XXX	...	XXX
81	Davis, Vernon	1/-	XXX
87	DePalma, John	4/-	XXX	...	XXX	XXX	XXX
9	Dillon, KJ	5/5	START	START	START	START	START
13	Douglas, Rasul	3/-	XXX	XXX	XXX
5	Durante, Jovon	5/4	START	START	XXX	START	START
96	Fields, Jaleel	2/-	XXX	...	XXX
1	Gibson, Shelton	5/5	START	START	START	START	START
18	Gross, Marvin	5/-	XXX	XXX	XXX	XXX	XXX
22	Harper, Jarrod	5/1	XXX	XXX	XXX	XXX	START
66	Haynes, Jonatha	3/-	XXX	XXX	XXX
49	Howard, Darrien	5/-	XXX	XXX	XXX	XXX	XXX
3	Howard, Skyler	5/5	START	START	START	START	START
90	Jefferson, L.	5/-	XXX	XXX	XXX	XXX	XXX
12	Jennings, Gary	5/-	XXX	XXX	XXX	XXX	XXX
8D	Joseph, Karl	4/4	START	START	START	START	...
45	Kinsey, E.	5/-	XXX	XXX	XXX	XXX	XXX
35	Kwiatkoski, N.	5/5	START	START	START	START	START
14	Kyeremeh, Nana	5/-	XXX	XXX	XXX	XXX	XXX
86	Lambert, Josh	5/-	XXX	XXX	XXX	XXX	XXX
77	Lazard, Marcell	5/-	XXX	XXX	XXX	XXX	XXX
92	Lewis, Jon	2/-	XXX	...	XXX
56	Lingafelter, G.	5/-	XXX	XXX	XXX	XXX	XXX
78	Lucas, Marquis	5/5	START	START	START	START	START
94	Maduwesi, C.J.	2/-	XXX	...	XXX
23	Marcellus, J.	2/-	...	XXX	XXX
82	Mathis, Devonte	4/1	XXX	XXX	START	XXX	...
70	Matteo, Tony	5/-	XXX	XXX	XXX	XXX	XXX
46	Meadows, Nick	2/-	...	XXX	XXX
48	Molina, Mike	3/-	XXX	XXX	...	XXX	...
20	Muldrow, Edward	4/-	...	XXX	XXX	XXX	XXX
19	Myers, KJ	5/-	XXX	XXX	XXX	XXX	XXX
97	Nwachukwu, N.	5/5	START	START	START	START	START

The Automated ScoreBook
 West Virginia Games Played (as of Oct 11, 2015)
 All games

##	PLAYER	GP-GS	GS	LIBERTY	UMD	OU	OSU
91	O'Toole, Nick	5/-	XXX	XXX	XXX	XXX	XXX
65	Orlosky, Tyler	5/5	START	START	START	START	START
57	Pankey, Adam	5/5	START	START	START	START	START
36	Petteway, Shaq	5/5	START	START	START	START	START
5D	Preston, Xavier	5/-	XXX	XXX	XXX	XXX	XXX
93	Rose, Kyle	5/5	START	START	START	START	START
3D	Rumph, Rick	5/-	XXX	XXX	XXX	XXX	XXX
2D	Shariff, Khairi	5/-	XXX	XXX	XXX	XXX	XXX
7	Shell, Rushel	5/2	START	XXX	XXX	XXX	START
6	Shorts, Daikiel	5/3	START	START	START	XXX	XXX
4	Smallwood, W.	5/4	START	START	START	START	XXX
8	Thomas-Williams	3/-	XXX	XXX	XXX
10	Thompson, J.	5/2	XXX	START	XXX	START	XXX
74	Townes, S.	2/-	XXX	XXX
24	Tyler, Jeremy	5/-	XXX	XXX	XXX	XXX	XXX
59	Underwood, S.	5/-	XXX	XXX	XXX	XXX	XXX
27	Walters, Sean	5/-	XXX	XXX	XXX	XXX	XXX
28	Wellman, Elijah	5/2	XXX	XXX	XXX	START	START
2	White, Ka'Raun	3/-	...	XXX	XXX	...	XXX
7D	Worley, Daryl	5/5	START	START	START	START	START

The Automated ScoreBook
West Virginia Game Superlatives (as of Oct 11, 2015)
All games

INDIVIDUAL GAME HIGHS

Rushes	22	Smallwood, Wendell vs Maryland (Sep 26, 2015)
	22	Smallwood, Wendell at Oklahoma (Oct 03, 2015)
Yards Rushing	147	Smallwood, Wendell vs Maryland (Sep 26, 2015)
	147	Smallwood, Wendell vs Oklahoma State (Oct 10, 2015)
TD Rushes	2	Smallwood, Wendell vs Liberty (Sep 12, 2015)
Long Rush	50	Howard, Skyler at Oklahoma (Oct 03, 2015)
Pass attempts	35	Howard, Skyler vs Oklahoma State (Oct 10, 2015)
Pass completions	21	Howard, Skyler vs Liberty (Sep 12, 2015)
	21	Howard, Skyler vs Maryland (Sep 26, 2015)
Yards Passing	359	Howard, Skyler vs Georgia Southern (Sep 5, 2015)
TD Passes	4	Howard, Skyler vs Maryland (Sep 26, 2015)
Long Pass	57	Howard, Skyler vs Georgia Southern (Sep 5, 2015)
Receptions	6	Durante, Jovon vs Liberty (Sep 12, 2015)
	6	Gibson, Shelton vs Maryland (Sep 26, 2015)
Yards Receiving	130	Gibson, Shelton vs Georgia Southern (Sep 5, 2015)
TD Receptions	2	Gibson, Shelton vs Maryland (Sep 26, 2015)
Long Reception	57	Gibson, Shelton vs Georgia Southern (Sep 5, 2015)
	57	Durante, Jovon vs Georgia Southern (Sep 5, 2015)
Field Goals	3	Lambert, Josh vs Georgia Southern (Sep 5, 2015)
Long Field Goal	48	Lambert, Josh vs Maryland (Sep 26, 2015)
Punts	8	O'Toole, Nick vs Oklahoma State (Oct 10, 2015)
Punting Avg	49.7	O'Toole, Nick vs Liberty (Sep 12, 2015)
Long Punt	65	O'Toole, Nick vs Georgia Southern (Sep 5, 2015)
Punts inside 20	3	O'Toole, Nick vs Oklahoma State (Oct 10, 2015)
Long Punt Return	19	Dillon, KJ vs Liberty (Sep 12, 2015)
Long Kickoff Return	36	Durante, Jovon at Oklahoma (Oct 03, 2015)
Tackles	11	Kwiatkoski, Nick at Oklahoma (Oct 03, 2015)
Sacks	1.0	Nwachukwu, Noble vs Georgia Southern (Sep 5, 2015)
	1.0	Walters, Sean vs Maryland (Sep 26, 2015)
	1.0	Petteway, Shaq vs Maryland (Sep 26, 2015)
	1.0	Howard, Darrien vs Maryland (Sep 26, 2015)
	1.0	Joseph, Karl at Oklahoma (Oct 03, 2015)
	1.0	Kwiatkoski, Nick at Oklahoma (Oct 03, 2015)
	1.0	Petteway, Shaq at Oklahoma (Oct 03, 2015)
	1.0	Barber, Jared vs Oklahoma State (Oct 10, 2015)
	1.0	Rose, Kyle vs Oklahoma State (Oct 10, 2015)
Tackles For Loss	3.0	Barber, Jared vs Oklahoma State (Oct 10, 2015)
Interceptions	3	Joseph, Karl vs Georgia Southern (Sep 5, 2015)

The Automated ScoreBook
West Virginia Game Superlatives (as of Oct 11, 2015)
All games

TEAM GAME HIGHS

Rushes	61	vs Oklahoma State (Oct 10, 2015)
Yards Rushing	304	vs Maryland (Sep 26, 2015)
Yards Per Rush	5.2	vs Maryland (Sep 26, 2015)
TD Rushes	3	vs Georgia Southern (Sep 5, 2015)
Pass attempts	37	vs Maryland (Sep 26, 2015)
	37	vs Oklahoma State (Oct 10, 2015)
Pass completions	27	vs Liberty (Sep 12, 2015)
Yards Passing	359	vs Georgia Southern (Sep 5, 2015)
Yards Per Pass	13.8	vs Georgia Southern (Sep 5, 2015)
TD Passes	4	vs Maryland (Sep 26, 2015)
Total Plays	98	vs Oklahoma State (Oct 10, 2015)
Total Offense	601	vs Maryland (Sep 26, 2015)
Yards Per Play	8.2	vs Georgia Southern (Sep 5, 2015)
Points	45	vs Maryland (Sep 26, 2015)
Sacks By	4	at Oklahoma (Oct 03, 2015)
First Downs	37	vs Maryland (Sep 26, 2015)
Penalties	11	at Oklahoma (Oct 03, 2015)
	11	vs Oklahoma State (Oct 10, 2015)
Penalty Yards	124	vs Maryland (Sep 26, 2015)
Turnovers	5	at Oklahoma (Oct 03, 2015)
Interceptions By	5	vs Maryland (Sep 26, 2015)
Punts	8	vs Oklahoma State (Oct 10, 2015)
Punting Avg	49.7	vs Liberty (Sep 12, 2015)
Long Punt	65	vs Georgia Southern (Sep 5, 2015)
Punts inside 20	3	vs Oklahoma State (Oct 10, 2015)
Long Punt Return	19	vs Liberty (Sep 12, 2015)

The Automated ScoreBook
West Virginia Game Superlatives (as of Oct 11, 2015)
All games

OPPONENT INDIVIDUAL GAME HIGHS

Rushes	17	M. Breida, vs Georgia Southern (Sep 5, 2015)
Yards Rushing	130	Ross, B., vs Maryland (Sep 26, 2015)
TD Rushes	1	MACON, T., vs Liberty (Sep 12, 2015)
	1	Mixon, Joe, at Oklahoma (Oct 03, 2015)
	1	Walsh, J.W., vs Oklahoma State (Oct 10, 2015)
	1	Childs, Rennie, vs Oklahoma State (Oct 10, 2015)
Long Rush	55	Ross, B., vs Maryland (Sep 26, 2015)
Pass attempts	40	Rudolph, Mason, vs Oklahoma State (Oct 10, 2015)
Pass completions	21	WOODRUM, J., vs Liberty (Sep 12, 2015)
Yards Passing	320	Mayfield, Baker, at Oklahoma (Oct 03, 2015)
TD Passes	3	Mayfield, Baker, at Oklahoma (Oct 03, 2015)
Long Pass	71	Mayfield, Baker, at Oklahoma (Oct 03, 2015)
Receptions	5	RICE, D., vs Liberty (Sep 12, 2015)
	5	Westbrook, Dede, at Oklahoma (Oct 03, 2015)
	5	Glidden, David, vs Oklahoma State (Oct 10, 2015)
Yards Receiving	107	Westbrook, Dede, at Oklahoma (Oct 03, 2015)
TD Receptions	1	PARKER, Z., vs Liberty (Sep 12, 2015)
	1	Davenport, J., vs Maryland (Sep 26, 2015)
	1	Neal, Durrone, at Oklahoma (Oct 03, 2015)
	1	Shepard, S., at Oklahoma (Oct 03, 2015)
	1	Andrews, Mark, at Oklahoma (Oct 03, 2015)
	1	Jarwin, Blake, vs Oklahoma State (Oct 10, 2015)
Long Reception	71	Neal, Durrone, at Oklahoma (Oct 03, 2015)
Field Goals	3	Seibert, Austin, at Oklahoma (Oct 03, 2015)
Long Field Goal	49	LUNSFORD, J., vs Liberty (Sep 12, 2015)
Punts	8	Sinor, Zach, vs Oklahoma State (Oct 10, 2015)
Punting Avg	49.0	R. Nowicki, vs Georgia Southern (Sep 5, 2015)
Long Punt	58	Seibert, Austin, at Oklahoma (Oct 03, 2015)
Punts inside 20	3	Seibert, Austin, at Oklahoma (Oct 03, 2015)
	3	Sinor, Zach, vs Oklahoma State (Oct 10, 2015)
Long Punt Return	27	Shepard, S., at Oklahoma (Oct 03, 2015)
Long Kickoff Return	27	D. Keaton, vs Georgia Southern (Sep 5, 2015)
Tackles	14	Carter, J., vs Maryland (Sep 26, 2015)
Sacks	2.0	Striker, Eric, at Oklahoma (Oct 03, 2015)
Tackles For Loss	3.5	Bean, Jimmy, vs Oklahoma State (Oct 10, 2015)
Interceptions	2	Thomas, Jordan, at Oklahoma (Oct 03, 2015)

The Automated ScoreBook
West Virginia Game Superlatives (as of Oct 11, 2015)
All games

OPPONENT TEAM GAME HIGHS

Rushes	57	vs Georgia Southern (Sep 5, 2015)
Yards Rushing	195	vs Georgia Southern (Sep 5, 2015)
Yards Per Rush	6.0	vs Maryland (Sep 26, 2015)
TD Rushes	2	vs Oklahoma State (Oct 10, 2015)
Pass attempts	43	vs Oklahoma State (Oct 10, 2015)
Pass completions	22	vs Oklahoma State (Oct 10, 2015)
Yards Passing	320	at Oklahoma (Oct 03, 2015)
Yards Per Pass	12.8	at Oklahoma (Oct 03, 2015)
TD Passes	3	at Oklahoma (Oct 03, 2015)
Total Plays	81	vs Oklahoma State (Oct 10, 2015)
Total Offense	427	at Oklahoma (Oct 03, 2015)
Yards Per Play	7.4	at Oklahoma (Oct 03, 2015)
Points	44	at Oklahoma (Oct 03, 2015)
Sacks By	7	at Oklahoma (Oct 03, 2015)
First Downs	20	vs Oklahoma State (Oct 10, 2015)
Penalties	12	at Oklahoma (Oct 03, 2015)
Penalty Yards	134	at Oklahoma (Oct 03, 2015)
Turnovers	6	vs Maryland (Sep 26, 2015)
Interceptions By	3	at Oklahoma (Oct 03, 2015)
Punts	8	vs Oklahoma State (Oct 10, 2015)
Punting Avg	46.4	vs Georgia Southern (Sep 5, 2015)
Long Punt	58	at Oklahoma (Oct 03, 2015)
Punts inside 20	3	at Oklahoma (Oct 03, 2015)
	3	vs Oklahoma State (Oct 10, 2015)
Long Punt Return	27	at Oklahoma (Oct 03, 2015)